




DK

PRODUKTER

Fra 2023





| | | | | | |
|--|--|--|--|--|--|
| | | | | | |
| | | | | | |
| | | | | | |
| | | | | | |

Q-RAILING.COM



VELKOMMEN TIL KVALITETSMÆRKET INDENFOR GELÆNDERSYSTEMER

Hvad betyder kvalitet for os? Vi slapper ikke af, før du har opnået den perfektion, som du forventer.

KVALITET PÅ ALLE MÅDER

Kun det bedste

- Gennemført kvalitet
- Materialer i høj kvalitet
- Perfekte overflader og færdiggørelser
- Yderst præcise målesystemer og minimale tolerancer

Utrolig hurtig

- Alt kan leveres fra lager
- Hurtig levering
- Detaljeret og personlig teknisk hjælp
- Onlinebestilling døgnet rundt

Muligheder til enhver situation

- Mange produkter
- Mange forskellige designs
- Alt, hvad du skal bruge, når du skal lave et færdigt gelænder eller færdige håndlister
- Få dit helt eget design

100% sikkert

- Gennemgribende, interne testprocedurer
- Omfattende tests udført af certificerede, uafhængige testinstitutter og førende myndigheder
- Testning og officielle godkendelser, som opfylder alle de vigtigste, internationale bygningsreglementer og standarder

Smukt og gennemtænk

- Mange nyheder og produktforbedringer hvert år
- Visuelle designs, som passer til enhver smag
- Funktioner, som gør monteringen hurtig og nem

Onlineressourcer : www.q-railing.com

- Monteringsvideoer, BIM-objekter, CAD-tegninger og andre tekniske specifikationer
- Q-PAC (Professional Anchor Calculation) software som gør det nemt for dig at finde det rigtige Q-railing anker
- Kataloger, brochurer, referenceprojekter og meget mere



1

GLASGELÆNDER-SYSTEMER

SYSTEM OVERSIGT

FIND DIT PRODUKT

DELE TIL GELÆNDER PROFILER

GLAS OG GLASFORBINDERER

DELE TIL GLASLISTERØR / NOTRØR

6 - 7

8 - 9

26 - 185



2

FRANSKE BALKONSYSTEMER

SYSTEM OVERSIGT

FIND DIT PRODUKT

EASY GLASS® VIEW

EASY GLASS® MOD 6507-6508

MED GLASKLEMMER

MED GLASADAPTERE

BRYSTVÆRN

10 - 11

10 - 11

186 - 231



3

Q-LIGHTS SYSTEMER

SYSTEM OVERSIGT

FIND DIT PRODUKT

SPOTLIGHT TIL HÅNDLISTER

LINEAR LIGHT TIL GLASLISTERØR

LINEAR LIGHT TIL HÅNDLISTER

12 - 13

12 - 13

232 - 265



4

STOLPEGELÆNDER-SYSTEMER

| | |
|--------------------------|---------|
| SYSTEM OVERSIGT | 14 - 15 |
| FIND DIT PRODUKT | 16 - 17 |
| DELE TIL GELÆNDERSTOLPER | |
| DELE TIL HÅNDLISTER | |
| DELE TIL UDFYLDNINGER | |

266 - 419



5

HOLDERE TIL GLASFYLDNINGER

| | |
|---------------------------------------|-----------|
| FIND DINE GLASFYLDNINGSHOLDERE | 423 - 430 |
| GLASKLEMMER | 430 - 442 |
| GLASHOLDERE | 444 - 445 |
| GLASFORBINDERER | 446 - 448 |
| HÆNGSEL OG DØRLUKKER | 448 - 449 |
| GLASADAPTERE | 451 - 453 |

420 - 453



6

TILBEHØR

| | |
|---|-----------|
| OVERBLIK Q-SCREWS | 456 |
| FIND DET RIGTIGE ANKER | 457 - 463 |
| ANKRE | 464 - 467 |
| SKRUE OG MONTERINGSMATERIALE | 468 - 474 |
| RESERVEDELE TIL GLASKLEMMER OG GLASADAPTERE | 475 |
| BORING OG GEVINDSKÆRING | 476 - 477 |
| MONTERINGSTILBEHØR | 478 - 481 |
| PLEJE OG RENGØRING | 482 |
| VÆRKTØJ | 483 - 485 |
| SYMBOL INDEKS | 487 |

454 - 487



1

GLASGELÄNDER-SYSTEMER

26 - 185



EASY GLASS® SMART

≡ 12 - 21,52 mm ▲ ● H | IHI



EASY GLASS® SMART+

≡ 16,76 - 21,52 mm ▲ H | IHI



EASY GLASS® PRIME

≡ 16,76 - 25,52 mm ▲ H | IHI



EASY GLASS® MAX

≡ 19 - 31,52 mm ● IHI | IIII



EASY GLASS® UP

≡ 12 - 17,52 mm ● H | IHI



EASY GLASS® HYBRID

≡ 8 - 13,52 mm ● H | IHI

Uanset om dit projekt er et hjem eller et stadion med 100.000 siddepladser, vil du naturligvis gerne udnytte lyset og pladsen. Q-railings systemer hjælper dig med at opnå maksimal gennemsigtighed, som giver et lyst og åbent miljø med uhindret udsyn.



EASY GLASS® **STRONG**

== 21,52 - 33,04 mm ▲ | H | H | H | H



EASY GLASS® **SLIM**

== 12 - 21,52 mm ● H



EASY GLASS® **PRO**

== 12 - 21,52 mm ▲ ● H | H | H




EASY GLASS® **GULV GLASKLEMMER**

== 12 - 21,52 mm ● H | H | H



EASY GLASS® **AIR**

== 15 - 21,52 mm ● H | H | H



EASY GLASS® **GLASADAPTERE**

== 8 - 25,52 mm ▲ ● H | H | H

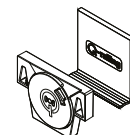
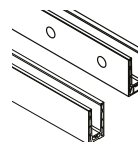
== = Glastykkelse ▲ = Justerbar ● = Ikke-justerbar
 H = Let belastning | H | H = Medium belastning | H | H | H = Svær belastning | H | H | H | H = Meget svær belastning



1

GLASGELÆNDER-SYSTEMER

26 - 185

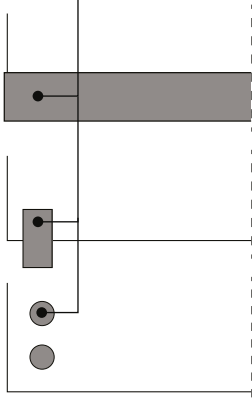


A

GLAS GELÆNDER BASE

BUNDPROFILER

INDSPÆNDINGSSÆT



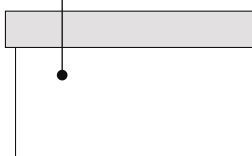
| | | |
|------------------------------|--------------------|---------|
| EASY GLASS® SMART | 33, 36, 38, 44 | 31-32 |
| EASY GLASS® SMART+ | 54, 55 | 53 |
| EASY GLASS® PRIME | 66, 68, 70, 76 | 65 |
| EASY GLASS® STRONG | 86, 88 | 85 |
| EASY GLASS® SLIM | 97, 99, 100 | 96 |
| EASY GLASS® PRO | 108, 110, 112, 114 | 106-107 |
| EASY GLASS® MAX | 119, 121, 122, 124 | 118 |
| EASY GLASS® UP | 130, 131 | 128 |
| EASY GLASS® HYBRID | 136 | 136 |
| EASY GLASS® GULV GLASKLEMMER | | |
| EASY GLASS® AIR | | |
| EASY GLASS® GLASADAPTERE | | |

B

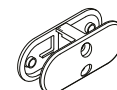
GLAS

Q-GLASS

GLASFORBINDERER



| | | |
|-------------------------|-----|---------|
| SPECIALFREMSTILLET GLAS | 160 | 162-164 |
| GLAS FRA LAGER | 161 | |

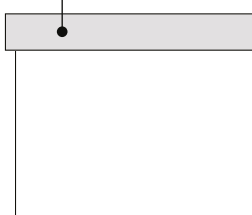


C

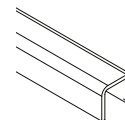
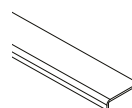
GLASLISTERØR / NOTRØR

GLASKANTS-BESKYTTELSE

U-PROFILER

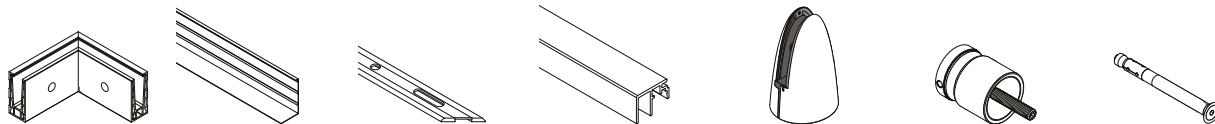
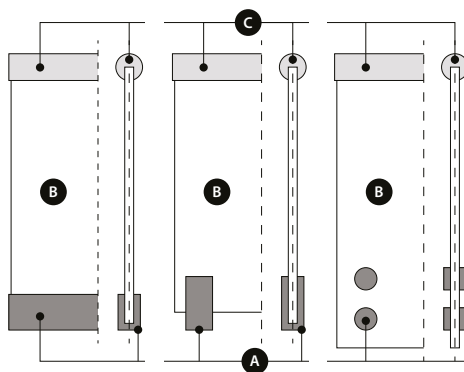


| | | |
|------------------------------|-----|-----|
| EASY GLASS® SMART | 166 | 167 |
| EASY GLASS® SMART+ | | |
| EASY GLASS® PRIME | | |
| EASY GLASS® STRONG | | |
| EASY GLASS® SLIM | | |
| EASY GLASS® PRO | | |
| EASY GLASS® MAX | | |
| EASY GLASS® UP | | |
| EASY GLASS® HYBRID | | |
| EASY GLASS® GULV GLASKLEMMER | | |
| EASY GLASS® AIR | 166 | 167 |
| EASY GLASS® GLASADAPTERE | | |



SÅDAN FINDER DU NEMT ET PRODUKT

Vores gelændersystemer består normalt af tre sektioner: gelænderets bund **A**, glas **B** og toplister **C**. Hver sektion er opdelt i forskellige produktgrupper. Identificer det afsnit og den gruppe, som dit produkt hører til, så finder du nemt dit produkt.



HJØRNER

DÆKPROFILER

DRÆNPROFILER

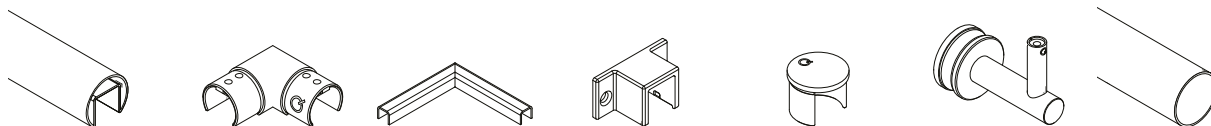
LISTER

GULV GLASKLEMMER

GLASADAPTERE

MONTERINGS-
MATERIALE

| | | | | | | |
|--------------------|----------|----------|-----------|---------|---------|---------|
| 34, 37, 38, 45 | 42, 47 | 35, 41 | 37, 48-49 | | | 456-463 |
| 54-55 | 57 | 56 | 59-60 | | | |
| 66, 69, 70, 77 | 74, 79 | 67, 73 | 80-81 | | | |
| 86, 88 | 91 | 87, 90 | 92-93 | | | |
| 97, 99, 100 | 102 | 98 | | | | |
| 109, 110, 112, 115 | 113, 115 | 109, 112 | | | | |
| 123, 121, 122, 124 | 123, 125 | | | | | |
| 130, 131 | 132 | 133 | | | | |
| | | | | 142-145 | | |
| | | | | 148 | | |
| | | | | | 152-159 | |



GLASLISTERØR

FORBINDERER

HJØRNE

VÆGFLANGE

SLUT FITTINGS

HÅNDLISTESTØTTER

RØR

| | | | | | | |
|---------------------------------------|--|--------------------|--------------------------------|--|------------------------|---------------------------|
| 169-170, 174, 176, 178, 180, 182, 184 | 169, 171- 173, 175, 177, 179, 181, 183, 185 | 166, 168, 174, 178 | 173, 177, 181, 182, 184 | 168, 169, 173, 174, 177, 178, 181, 182, 185 | 286, 297, 340-341, 365 | 285, 300, 351, 367 |
| 137-138 | | | 137-138 | | | |
| 169-170, 174, 176, 178, 180, 182, 184 | 169, 171- 173, 175, 177, 179, 181, 183, 185 148 | 166, 168, 174, 178 | 173, 177, 181, 182, 184 149 | 168, 169, 173, 174, 177, 178, 181, 182, 185 149 | 286, 297, 340-341, 365 | 285, 300, 351, 367 149 |
| | 169, 171- 173, 175, 177, 179, 181, 183, 185 | 166, 168, 174, 178 | 173, 177, 181, 182, 184 | 168, 169, 173, 174, 177, 178, 181, 182, 185 | 286, 297, 340-341, 365 | 285, 300, 351, 367 |



2


FRANSKE BALKONSYSTEMER

186 - 231



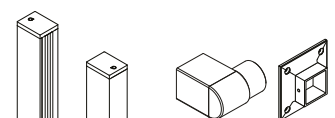
EASY GLASS® VIEW

12 - 21,52 mm



EASY GLASS® MOD 6507 / 6508

8 - 21,52 mm



VÆGPROFIL

VÆGFLANGE

FRANSKE BALKONER

| | | |
|-----------------------------|--------------|------------------|
| EASY GLASS® VIEW | 192-193, 195 | |
| EASY GLASS® MOD 6507 / 6508 | | 200-208 |
| MED GLASKLEMMER | | |
| MED GLASADAPTERE | | |
| BRYSTVÆRN | | 220-221, 223-230 |

En fransk balkon har markant indflydelse på facadens udseende. For at sikre, at du kan opretholde en ensartet stil i alle dine projekter, tilbyder vi franske balkoner med et bredt udvalg af tilgange og udformninger.



MED GLASKLEMMER

≡ 9,52 - 21,52 mm

● H | HH



MED GLASADAPTERE

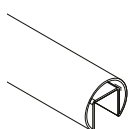
≡ 8 - 31,52 mm

▲ H | HH

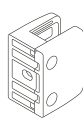


BRYSTVÆRN

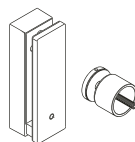
● H



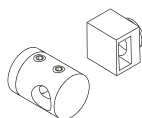
GLASLISTERØR



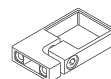
GLASKLEMMER



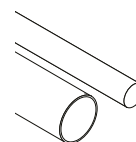
GLASADAPTERE



TVÆRSTANGSHOLDER



AFSTANDSSTYKKER



STÆNGER OG RØR



SLUT FITTINGS

| | | | | | | |
|--------------|-----|---------|----------|-----|------------------|-------------------|
| | | | | | | 197 |
| 200-207, 209 | | | | | | |
| | 211 | | | | | |
| | | 213-217 | | | | |
| | | | 219, 222 | 221 | 219-221, 223-231 | 219, 221-222, 225 |

≡ = Glastykkelse ▲ = Justerbar ● = Ikke-justerbar
 H = Let belastning HH = Medium belastning



3

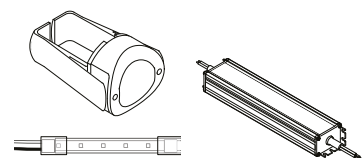
Q-LIGHTS SYSTEMER 232 - 265



Q-LIGHTS **SPOTLIGHT**



Q-LIGHTS **LINEAR LIGHT**



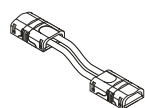
LED STRIPS /
LED-SPOTLYS

TRANSFORMERE

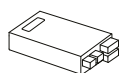
PRODUCT SEKTION

| | | |
|------------------------------|----------|----------|
| Q-LIGHTS SPOTLIGHT | 236 | 237 |
| Q-LIGHTS LINEAR LIGHT | 238, 245 | 239, 246 |

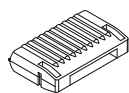
Skab stemning og et sikkert miljø ved at sætte en lysstribe med baggrundslys på dit gelænder.



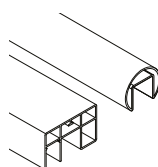
FORBINDERER



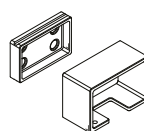
CONTROLLERE



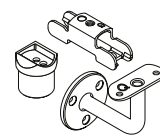
STRØMFORSYNINGER



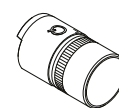
GLASLISTERØR /
HÅNDLISTER



VÆGFLANGE



HÅNDLISTESTØTTER
/ ADAPTER



FORBINDERER

| | | | | | | |
|------------------|-----|---------|---------------|----------|-------------------|--------------|
| | | | 351 | 265 | 260-262 | 352-355 |
| 240-242, 247-251 | 252 | 252-253 | 254, 257, 259 | 254, 265 | 256, 258, 260-262 | 255, 263-264 |



4

STOLPEGELÆNDER-SYSTEMER

266 - 419




268

EASY ALU



282

SQUARE LINE® 40x10



284

SQUARE LINE® 40x20



360

BARRIER LINE



362


Q-LINE POLERET



372

SVEJSE PRODUKTER

Giv trappen, balkonen eller atriummet designer-look ved at tilføje et Q-railing stolpegelænder. I vores store udvalg af produkter er der en løsning til alle typer byggerier og designkrav.



288
SQUARE LINE® 40x40



302
SQUARE LINE® 60x30



308
Q-LINE



382
BENDYWOOD



384
NATURAIL



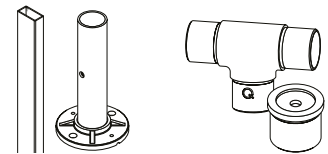
386
FYLDNINGER



4

STOLPEGELÆNDER-SYSTEMER

266 - 419

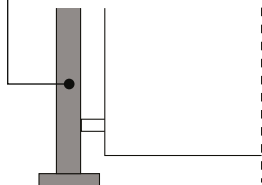


A

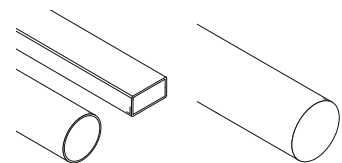
STOLPER

GELÆNDERSTOLPER

FORBINDERER / ADAPTER



| | | |
|--------------------|-----------------------|-------------------|
| EASY ALU | 270, 273 | |
| SQUARE LINE® 40x40 | 290-291 | 296, 301 |
| SQUARE LINE® 60x30 | 304 | 305 |
| Q-LINE | 310-314, 316, 320-322 | 332-333, 354, 356 |
| BARRIER LINE | 361 | |
| Q-LINE POLERET | 363 | 365, 368 |

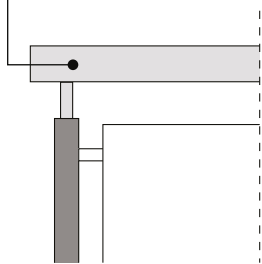


B

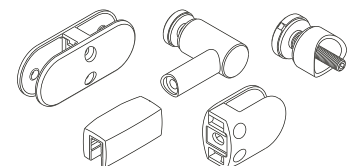
HÅNDLISTER / VÆGGELÆNDER

RØR

TRÆHÅNDLISTER



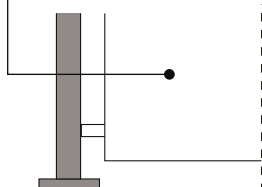
| | | |
|--------------------|----------|---------|
| EASY ALU | 275-276 | |
| SQUARE LINE® 40x10 | 282 | |
| SQUARE LINE® 40x20 | 285 | |
| SQUARE LINE® 40x40 | 300 | |
| SQUARE LINE® 60x30 | 305, 307 | 383-384 |
| Q-LINE | 351 | |
| Q-LINE POLERET | 367 | |
| BENDYWOOD | | 383 |
| NATURAIL | | 384 |



C

FYLDNINGER

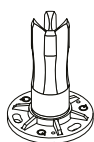
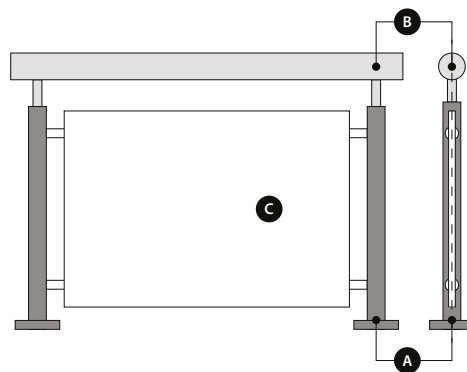
HOLDERE TIL GLASFYLDNINGER



| | |
|--------------------|-----------------------|
| EASY ALU | |
| SQUARE LINE® 40x40 | 431-453 |
| SQUARE LINE® 60x30 | |
| Q-LINE | |
| Q-LINE POLERET | 432-434, 438, 452-453 |

SÅDAN FINDER DU NEMT ET PRODUKT

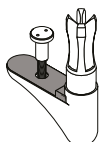
Vores gelændersystemer består normalt af tre sektioner: gelænderstolper **A**, toplister **B** og fyldninger **C**. Hver sektion er opdelt i forskellige produktgrupper. Identificer det afsnit og den gruppe, som dit produkt hører til, så finder du nemt dit produkt.



FODFLANGE
TIL STOLPE



DÆKKAPPER



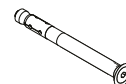
TRAPPE FLANGE



GELÆNDERSTOL-
PEHOLDERE

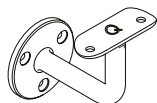


SVEJSE PRODUKTER



MONTERINGS-
MATERIALE

| | | | | | |
|--------------|--------------|---------|---------|---------|---------|
| 271 | 274 | | 274 | | 457-473 |
| 290, 292 | 290-292 | | 293 | 374 | |
| 304 | 304-305 | | 305 | 374 | |
| 310-312, 316 | 310-312, 315 | 322-323 | 317-319 | 373-374 | |
| 312 | 361 | | | | |
| | | | 363 | | |



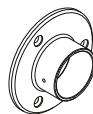
HÅNDLISTESTØTTER



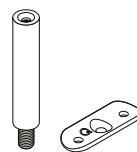
RØRSTØTTER



FORBINDERER /
SLUT FITTINGS



VÆGFLANGE



HÅNDLISTE TILBEHØR



SVEJSE PRODUKTER

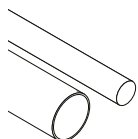
| | | | | | |
|--------------|-----------------------|----------|-----|--------------|---------|
| | | 277-279 | 278 | | 375-379 |
| 282 | | 283 | | | |
| 286-287 | | 285 | 285 | | |
| 297-299 | 294-295 | 300-301 | 301 | 296 | |
| | 306 | 305, 307 | 307 | 305 | |
| 338-349 | 324-326, 328-332, 349 | 352-358 | 359 | 329, 334-337 | |
| 365-366 | 364 | 367-368 | 368 | | |
| 345-346, 349 | 324-326, 338 | | | | |
| | | 385 | | | |



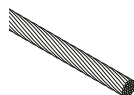
GLASRAMME SYSTEM



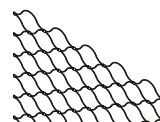
GLAS



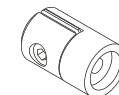
STÆNGER OG RØR



KABEL



NET




PLADEADAPTERE

| | | | | | |
|---------|---------|--------------------------------|---------|---------|---------|
| 388-390 | 386-387 | 392-394, 396-397, 399, 401-403 | 405-411 | 413-414 | 417-419 |
| | | 392-393, 395-397, 401-403 | | | |
| | | 369 | | | 370-371 |

Easy Glass® Smart+

Søger du en løsning, der giver dig mulighed for hurtigt at montere glas med en tykkelse på op til 21,52 mm, og som også giver dig mulighed for at justere glaspanelerne individuelt? Easy Glass® Smart+ er svaret! Denne nye bundprofil har det justerbare Q-disc® System, som gør det nemt at justere glasset.

50



NEW 2023



Easy Glass® Strong

En ultrastærk bundprofil med maksimal mulighed for justering takket være vores innovative Q-disc® System – det er, hvad du får med det nye Easy Glass® Strong gelændersystem. Kombinationen af styrke og brugervenlighed gør det ideelt til stadions, lufthavne, indkøbscentre og andre offentlige steder.

82


Valgmuligheder til fransk balkon

Se de nye produkter til Easy Glass® View. Med de nye forborede vægprofiler og midterprofiler kan du hurtigt og nemt installere endnu bredere franske balkoner. Og vores sortiment omfatter flere løsninger til franske balkoner, end du kan forestille dig: du kan også bruge glasklemmer, glasadaptere, brystværn eller Easy Alu-systemet til at installere stilfulde, robuste faldsikringer i gulv-til-loft-vinduer.

188



BLACK LINE



Black Line-serien af sorte elementer tilbyder alt, hvad du har brug for til et elegant, sort stolpegelændersystem eller glasgelændersystem.



Håndliste- støtter

Se vores udvidede udvalg af nye håndlistestøtter til Q-line og Square Line®.

Linear Light LED strips og forbindere

Se de nye produkter i Q-lights Linear Light-sortimentet, som omfatter nye LED strips, forbindere og transformere. Flere lysdioder pr. meter gør, at et gelænder med Linear Light fuldstændigt ændrer stemningen i et rum og desuden gøre det meget mere sikkert for brugerne. Og det er nemt at sætte Linear Light på det Q-railing-gelænder, du har valgt.

238



Flerfarvede LED strips

Skal det være lidt mere farverigt? Giv dine håndlister, gelændere, gangbroer og trapper et smukt og farverigt lys med vores flerfarvede strips. Fås på forespørgsel.

Digitalt katalog

Ønsker du en digital version af kataloget? Du kan se kataloget online eller downloade PDF-filen på www.q-railing.com.


Brug for support eller rådgivning?

Q-railing værdsætter personlig kundevejledning, og vi hjælper dig gerne! Send en e-mail eller ring til os med dine spørgsmål, for at anmode om et tilbud eller afgive en ordre, vi er her for dig.

QR-koder for mere information

Scan QR-koderne, der vises på systemsiderne! De bringer dig direkte til systemsiden og viser dig al tilgængelig information. Lad dig inspirere af de forskellige projektbilleder og saml information med vores montagevideoer, produktmanualer, testrapporter og CAD-objekter.

SCAN ME!



VORES MATERIALER, FARVER OG OVERFLADER



304

316

Rustfrit stål

Rustfrit stål har en styrke og skønhed, der gør det til et af de mest populære materialer til gelændersystemer. Det leveres i forskellige grader, hver med sin lidt anderledes sammensætning. Ubehandlet stål rustner nemt, men der kan tilføjes forskellige elementer for at gøre det rustfrit. Branchestandarden til indendørs brug er rustfrit stål i 304-kvalitet. Men 316 rustfrit stål indeholder 2% molybdæn, hvilket gør materialet mere modstandsdygtigt mod revner, grubetæring og skader forårsaget af spændinger. Q-railing anbefaler derfor 316 rustfrit stål til udendørs brug.



Plast

Det termoplastiske materiale, som vi bruger, har enestående modstandsdygtighed over for kemikalier og andre belastninger. Ydermere kan det fremstilles i en hvilken som helst RAL-farve, så det komplementerer dit gelændersystem. Materialet giver en god balance mellem modstandsdygtighed mod slag, varme, kemiske påvirkninger og slid. Det giver også formstabilitet, trækstyrke, hård overflade, stivhed og gode elektriske egenskaber.



Aluminium

Aluminium har stor styrke, lav vægt og et naturligt forekommende oxidlag, der hjælper med at give korrosionsbestandighed. Men for at opnå bedre beskyttelse skal laget forstærkes. De fleste af aluminiumsprodukterne i dette katalog er lavet af metal, der har gennemgået denne 'anodiseringsproces' (25µ). Ellers beskrives materialet som 'ubehandlet' aluminium.



Zink

Trykstøbt zink er robust, og kan være et meget økonomisk alternativ til andre metaller. For at give materialet en attraktiv finish kan du påføre lak eller coating. For at gøre det nemt for dig har mange af zink-produkterne fra Q-railing allerede fået en belægning.




































Stål

Stål fås i forskellige legeringer, som er egnede til forskellige formål. Legeringens styrke og brudmodstand afhænger af den præcise blanding af jern, kulstof og yderligere elementer, der anvendes. Det kan også forbedre udseendet på dit projekt, hvis det f.eks. bliver pulverlakeret, så det matcher de ønskede farver.


De tilgængelige farver og deres forskellige overflader kan ses nedenfor. De sidste to tal i de fleste artikelnumre henviser til farven og/eller overfladen.

158238-**36**
 133507-033-**12**
 168410-050-00-**82**

Tilgængelig farve/overflade

| | | | | | |
|---|---|---|---|--|--|
| 00  Rå | 00  Rå | 00  Rå | 08  Mat sølveffekt | 10  Poleret | 12  Børstet |
|  |  |  |  |  |  |
| 17  Krom effekt | 18  Børstet, anodiseret | 19  INDOOR Rustfrit stål effekt | 20  Rustfrit stål effekt | 30  Katodisk beskyttelse* | |
|  |  |  |  |  | |
| 33 RAL 7016  Antracitgrå, mat, glat | 36 RAL 9006  Aluminiumgrå, silkeagtig, glat | 80 RAL 9005  Sort, silkeagtig, struktur overflade | <p>Tilgængelig for</p> <ul style="list-style-type: none">  Rustfrit stål  Aluminium  Zink  Stål  Plastik | | <p>*E-coat, også kaldet elektroforese-primér er et tyndt lag på 15 µ, som tilfører et beskyttelseslag (primerbelægning) til stålprodukter. Efter E-coating er produktet klar til den endelige overfladebehandling, som kan være lakering eller pulverlakering.</p> |
|  |  |  | | | |

Pulverlakeret

| | | | | |
|---|--|--|--|---|
| 32 RAL 9016  INDOOR Hvid, silkeagtig, glat | 33 RAL 7016  Antracitgrå, mat, truktur overflade | 34 RAL 7047  Telegrå 4, silkeagtig, glat | 82 RAL 9005  Sort, mat, struktur overflade | 89 RAL 9005  INDOOR Sort, mat, glat |
|  |  |  |  |  |

Alle produkter med rå overflade som slutter på -00, kan pulverlakeres i alle mulige RAL farver.



HELT I SORT

FÅS MED FORSKELLIGE OVERFLADER

Black Line består af et omfattende udvalg af RAL 9005-komponenter i sort. Det giver dig en løsning, der passer til stort set alle gelænderprojekter. Både glasklemmer, glasadaptere, bundprofiler til glasgelændersystemer, stolper og håndlister fås i Black Line-serien. Hvert eneste element er udviklet til nem montering og består af materialer i bedste kvalitet med en flot finish.



Rengøring og vedligeholdelse



Rustfrit stål er meget modstandsdygtigt over for korrosion og ridser, men det skal altid vedligeholdes, især hvis det udsættes for belastende miljøbetingelser. Mekaniske eller kemiske effekter kan forringe eller ødelægge de beskyttende lag under monteringen. Vi anbefaler derfor at behandle hele overfladen med Q-Ultra Clean efter monteringen, for at bibeholde det beskyttende lag, for holdbar beskyttelse og et længere holdbart flot udseende.

| Anvendelse | |
|----------------------|-----------------------------|
| Q-protector | Rustfrit stål + aluminium |
| Q-ultra-clean | Rustfrit stål |
| Q-cleaner | Rustfrit stål (+ aluminium) |

Q-protector

Påfør denne langvarige beskyttelsesspray lige efter installation af gelændere i rustfrit stål eller aluminium. Det fjerner støv og andre aflejringer fra gelænderet, samtidig med at det beskytter mod fingeraftryk, fugt og andre påvirkninger fra omgivelserne ved at danne et beskyttende lag på materialet. Og det bedste ved det hele: det er ikke nødvendigt at vente og skylle efter med vand.

Q-protector sikrer en længere levetid for dit gelænder i rustfrit stål eller aluminium og minimerer behovet for rengøring.

Q-ultra-clean


Denne rengøringsmiddel er specielt designet til rustfrit stål komponenter. Den skal bruges efter montering, forebyggende eller hvis korrosion er opstået. Den benyttes til at fjerne vedvarende snavs og vefladekorrosion. Den fornyer og styrker overfladen på dit rustfrit stål gelændersystem.

Q-cleaner

Q-cleaner virker affedende og fjerner pletter, fingeraftryk og permanente mærker. Den er ideel at benytte under montering og som rengøringsmiddel for vedligeholdelse af dit gelænder.

Andre materialer, der anvendes i vores produkter, – stål og zink – kan rengøres med varmt sæbevand.

Anvendelse af materialer

| Miljø-påvirkninger | Anvendelser | Zink | Aluminium (børstet, anodiseret) | Aluminium (rå) | Aluminium (pulverlakeret) | Rustfrit stål 304 | Rustfrit stål 316 |
|--------------------|---|------|---|----------------|---------------------------|-------------------|---|
| | | Lav | Indendørs konstruktioner men ikke i fugtige omgivelser. | ✓ | ✓ | ✓ | ✓ |
| Moderat | Indendørs konstruktioner men ikke i omgivelser som er mærkbart belastet af klor eller svovldioxid (f.eks. halvkemiske fabrikker). | ✓ | ✓ | ✓ | ✓ | ✓ | ✓ |
| Medium | Udendørs konstruktioner på steder som er moderat belastet af klor eller svovldioxid (f.eks. mindst 25 km fra kysten eller andre vandmiljøer). | ! | ✓ | ✗ | ! | ✗ | ✓ |
| Høj | Udendørs konstruktioner på steder hvor der kan være en stærk korrosionseffekt på grund af belastning fra klor, svovldioxid, høj luftfugtighed eller ophobning af skadelige stoffer (f.eks. kystregioner og swimmingpool-miljøer). | ✗ | ✓ | ✗ | ! | ✗ | ✓  |

✓ = Velegnet

! = Egnede, men kræver særlig opmærksomhed/rådgivning

✗ = Ikke velegnet



**Tilmeld
dig nu**

MERE END BARE AT HANDLE ONLINE

Det er både nemt og fleksibelt at bestille varer i vores onlinebutik. Alle vores produkter, inklusive gelændersystemer og komponenter, som er vist i dette katalog, samt resten af vores produktsortiment, kan nemt bestilles online. Du kan også se opdaterede lageroplysninger, personlige rabatter og aktuelle præmiekampagner.

Det bedste fra vores Q-railing butik:

- ✓ Online bestilling
- ✓ Anmodninger om tilbud
- ✓ Opdateret information om lagerbeholdning
- ✓ Produktoplysninger
- ✓ Personlige rabatter
- ✓ Aktuelle præmiekampagner

Er du allerede kunde hos Q-railing?

Tilmeld dig vores onlinebutik! Du skal blot tilmelde dig online, og du vil modtage dit personlige login fra vores salgsteam!

Vil du være en del af vores Q-railing familie?

Tilmeld dig som ny kunde! Når du har modtaget en bekræftelse, får du direkte adgang til hele netbutikken og alle funktionerne.

PREFIX GØR LIVET NEMMERE

Forberedelse er nøglen til succes. Hvorfor ikke benytte vores tidsbesparende og økonomiske prefix-service, når du køber din næste gelænderløsning fra Q-railing? Du modtager det hele 100% klar til montering.

PREFIX Prefix mulighed tilgængelig.



Valsning

Vi udfører 2D og 3D valsning på rørformede komponenter, glaslistør, U-profiler, glaskantbeskyttelse dækprofiler og også Easy Glass® bundprofiler. Denne pertentlige service sikrer dig, at du får nøjagtig de størrelser og bøjninger, du skal bruge.



Tilskæring og boring

Vil du opnå maksimal nemhed, kan du bede os om at tilskære produkter i rustfrit stål, aluminium og træ. Dette gælder alle håndlister, glaslistør, stolper og Easy Glass® bundprofiler. Dine køb kan leveres med færdige geringssnit eller med fræsede huller, som passer til for eksempel LED spotlights.



Boring og gevindskæring

Prøv vores boring- og gevindskæring-service, så vil du insistere på at benytte den, hver gang du køber stolper eller håndlister fra Q-railing. Med udgangspunkt i dine præcise specifikationer laver vi alle de huller og gevind, som du skal bruge til din installation.



Svejsning

I sjældne tilfælde kan Q-railings standardprodukter kræve svejsning for at passe til en bestemt placering. Men det behøver ikke at være et problem. Lad os svejse dine tilpassede produkter og levere dem til dig lige klar til montering.



Pulverlakering

Få pulverlakeret dine produkter, når du bestiller bundprofiler, glaslistør, endekapper eller andre komponenter, som skal have en bestemt farve. Vælg lige præcis den RAL-farve, du bedst kan lide.

Samlede

For at modtage Q-railing produkter delvist samlede ud fra dine behov, skal du blot bestille vores prefix-service. Forestil dig, hvor meget tid det vil spare, hvis for eksempel dine glasklemmer og tværstangsholdere allerede var monteret ved levering.

For at afgive en ordre med prefix-service skal du blot downloade og udfylde forespørgselsformularen. Eller kontakt os direkte, vores salgskonsulenter vil med glæde hjælpe dig.



PULVERLAKERING / 2D VALSNING



FLOWDRILL



3D VALSNING



TILSKÆRING



1

GLAS- GELÄNDER- SYSTEMER

| | |
|------------------------------|-----------|
| Easy Glass® Smart | 28 - 49 |
| Easy Glass® Smart+ | 50 - 61 |
| Easy Glass® Prime | 62 - 81 |
| Easy Glass® Strong | 82 - 93 |
| Easy Glass® Slim | 94 - 103 |
| Easy Glass® Pro | 104 - 115 |
| Easy Glass® Max | 116 - 125 |
| Easy Glass® Up | 126 - 133 |
| Easy Glass® Hybrid | 134 - 139 |
| Easy Glass® gulv glasklemmer | 140 - 145 |
| Easy Glass® Air | 146 - 149 |
| Easy Glass® glasadaptere | 150 - 164 |



Designet til: Let og middel belastning
Brug: Indendørs og udendørs
Varianter: Top-, gulv- og sidemontering
Anvendelse: Balkoner, gallerier, gangbroer, skilleelementer, trapper og franske balkoner
Materiale: Aluminium (børstet anodiseret, rå og pulverlakeret i RAL 9005 sort)
Glastykkelse: 12 til 21,52 mm

Find alle oplysninger om Easy Glass Smart online:




<https://q-ne.ws/Smart23>

EASY GLASS® SMART



reddot winner 2020
innovative product

Suverænt nemt at montere



Easy Glass® Smart kan kombineres med det revolutionerende Q-disc® System. Kombinationen af indlægget og den vigtige Q-disc-skive muliggør ekstremt hurtig installation af glasset. Monter bundprofilen, placer glasset, og fastgør derefter hvert enkelt panel sikkert med én enkelt håndbevægelse. Med den justerbare version af Q-disc System kan du endda tilpasse hvert enkelt glaspanel lodret. En ekstra funktion er Easy Glass trim, som muliggør en problemfri fastgørelse på gulvet. Det er en stilfuld finish, der også giver gelænderet større materialebeskyttelse.

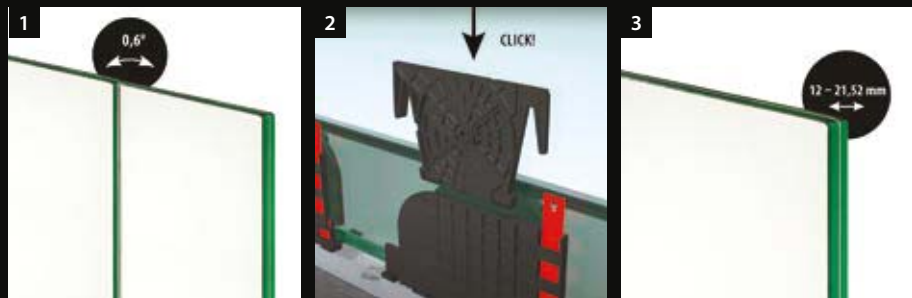
| | |
|------------------------------|-----------|
| Easy Glass® Smart | DK |
| Max. linje belastning (kN/m) | 1,0 |

Vær opmærksom på specifikationerne for montering og glas dimensioner i hvert certifikat.

Internationalt testet/beregnet/certificeret:



- 1 Med det justerbare Q-disc System kan du justere individuelle glaspaneler lodret op til 0,6°.
- 2 Q-disc-skiven giver dig en direkte tilbagemelding i form af et bekræftende "klik", når den er installeret korrekt.
- 3 Velegnet til glastykkelser på 12 – 21,52 mm.

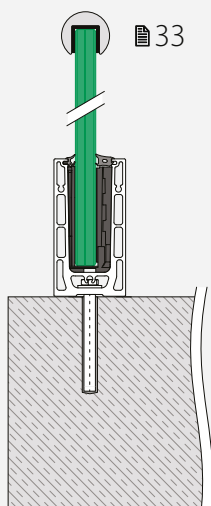


EASY GLASS® SMART - VARIANTER

Smart

Topmontering

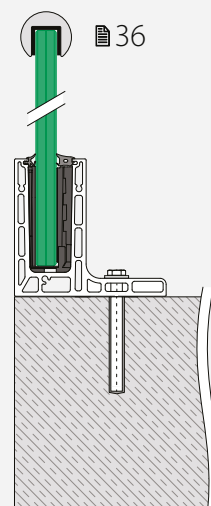
- Også til gulvmontering



Smart F

Topmontering

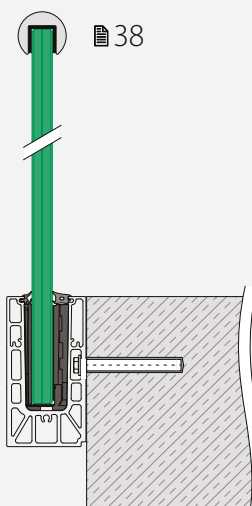
- Til rå gulve
- Kan installeres på eller uden for kanten af en overflade



Smart

Sidemontering

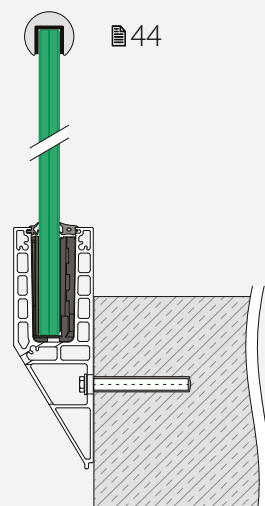
- Også til montering på indersiden af parapetmure
- Dækprofiler til bundprofiler tilbydes



Smart Y

Sidemontering

- Til rå gulve
- Kan installeres på eller uden for kanten af en overflade
- Dækprofiler til bundprofiler tilbydes

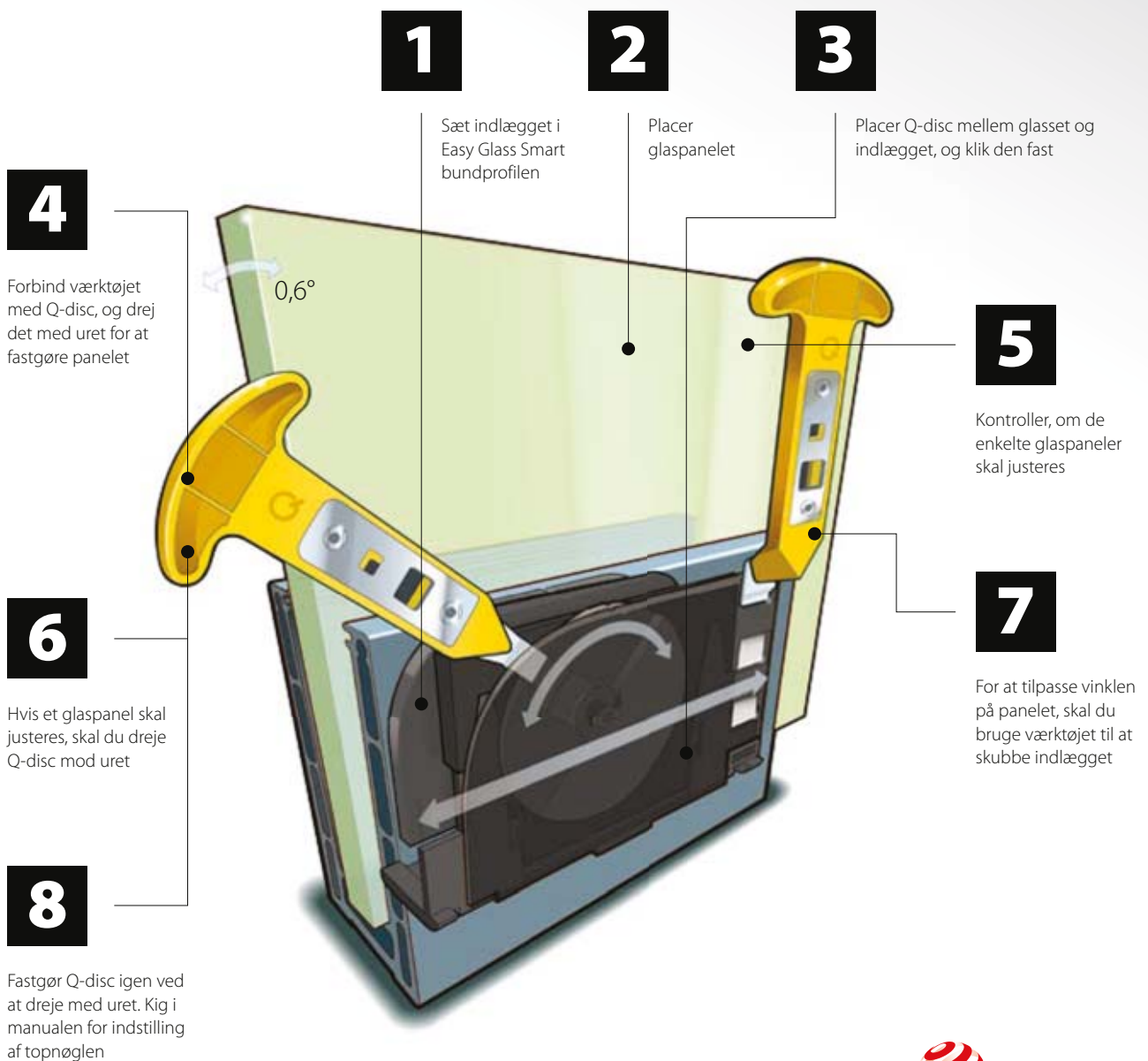




JUSTERBAR Q-DISC® SYSTEM

SKUB OG JUSTER!


SÅDAN FUNGERER DET:



reddot winner 2020
innovative product

Q-disc® System (gummilister, indsats og Q-disc®)

Til justerbar fastgørelse af glas



MOD 8201

| Tilbehør | | |
|-----------------|----------|----------|
| Til hærdet glas | T | |
| 208201-050-12 | 12 | L = 5 m |
| 208201-050-15 | 15 | L = 5 m |
| | | |
| 208201-250-12 | 12 | L = 25 m |
| 208201-250-15 | 15 | L = 25 m |

Til lamineret glas

| | | |
|---------------|-------|----------|
| 208201-050-13 | 12,76 | L = 5 m |
| 208201-050-14 | 13,52 | L = 5 m |
| 208201-050-17 | 16,76 | L = 5 m |
| 208201-050-18 | 17,52 | L = 5 m |
| | | |
| 208201-250-13 | 12,76 | L = 25 m |
| 208201-250-14 | 13,52 | L = 25 m |
| 208201-250-17 | 16,76 | L = 25 m |
| 208201-250-18 | 17,52 | L = 25 m |



International Design Model Protection

Tilbehør

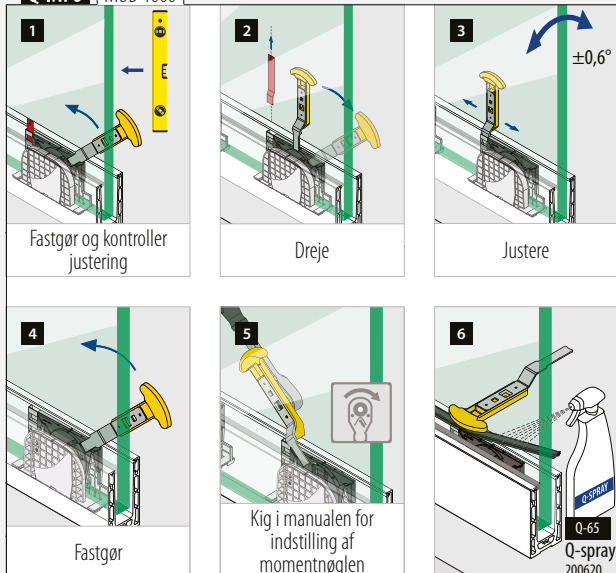
Q-disc® og indlægsværktøj



MOD 1000

| Tilbehør | | |
|----------|----------|---|
| | Q | |
| 201000 | Q-84 | 1 |

Q-INFO MOD 1000



Tilbehør

Enkelt gummiliste



MOD 8207

| Tilbehør | |
|---------------|----------|
| 208207-250-00 | L = 25 m |

NEW



MOD 8207

| Tilbehør | | |
|-----------------|----------|----------|
| Til hærdet glas | T | |
| 208207-250-12 | 12 | L = 25 m |
| 208207-250-15 | 15 | L = 25 m |

Til lamineret glas

| | | |
|---------------|---------------|----------|
| 208207-250-14 | 12,76 - 13,52 | L = 25 m |
| 208207-250-18 | 16,76 - 17,52 | L = 25 m |

NEW

Tilbehør

Q-disc® sæt

Til justerbar fastgørelse af glas



MOD 8209

| Tilbehør | | |
|-----------------|----------|---|
| Til hærdet glas | T | |
| 208209-12 | 12 | 5 |
| 208209-15 | 15 | 5 |

Til lamineret glas

| | | |
|-----------|-------|---|
| 208209-13 | 12,76 | 5 |
| 208209-14 | 13,52 | 5 |
| 208209-17 | 16,76 | 5 |
| 208209-18 | 17,52 | 5 |

NEW




Q-INFO

Glasguide

MOD 1002


480



Glas gelænder base

Q-disc® System (gummilister, indsats og Q-disc®)

Til fastgørelse af glas



MOD 8200

Tilbehør

| SELL OUT | Til hærdet glas | T | |
|----------|-----------------|----|---------|
| SELL OUT | 208200-050-12 | 12 | L = 5 m |
| SELL OUT | 208200-050-15 | 15 | L = 5 m |
| SELL OUT | 208200-050-19 | 19 | L = 5 m |

Til lamineret glas

| SELL OUT | 208200-050-13 | 12,76 - 13,52 | L = 5 m |
|----------|---------------|---------------|---------|
| SELL OUT | 208200-050-17 | 16,76 - 17,52 | L = 5 m |
| SELL OUT | 208200-050-21 | 20,76 - 21,52 | L = 5 m |

| SELL OUT | 208200-250-13 | 12,76 - 13,52 | L = 25 m |
|----------|---------------|---------------|----------|
| SELL OUT | 208200-250-17 | 16,76 - 17,52 | L = 25 m |
| SELL OUT | 208200-250-21 | 20,76 - 21,52 | L = 25 m |

reddot winner
2020

International Design Model Protection

Tilbehør

Q-disc® og indlægsværktøj



MOD 1000

Tilbehør

| Q | | |
|--------|------|---|
| 201000 | Q-84 | 1 |

SELL OUT Kun så længe lager haves.

Tilbehør

Enkelt gummiliste



MOD 8206

Tilbehør

| | |
|---------------|----------|
| 208206-250-00 | L = 25 m |
|---------------|----------|

NEW



MOD 8206

Tilbehør

| Til lamineret glas | T | |
|--------------------|---------------|----------|
| 208206-250-13 | 12,76 - 13,52 | L = 25 m |
| 208206-250-17 | 16,76 - 17,52 | L = 25 m |
| 208206-250-21 | 20,76 - 21,52 | L = 25 m |

NEW

Tilbehør

Q-disc® sæt

Til fastgørelse af glas



MOD 8208

Tilbehør

| Til hærdet glas | T | |
|-----------------|----|---|
| 208208-12 | 12 | 5 |
| 208208-15 | 15 | 5 |
| 208208-19 | 19 | 5 |

Til lamineret glas

| | | |
|-----------|---------------|---|
| 208208-13 | 12,76 - 13,52 | 5 |
| 208208-17 | 16,76 - 17,52 | 5 |
| 208208-21 | 20,76 - 21,52 | 5 |

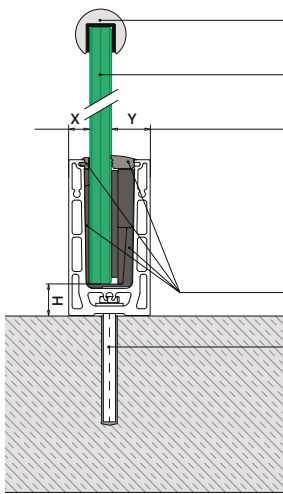
NEW

reddot winner
2020

Q-INFO | MOD 1000



Bundprofil, topmontering



Valgfri: U-profiler: 169 - 185
Kantbeskyttelse: 166 - 168

Hærdet/lamineret glas: 160 - 161

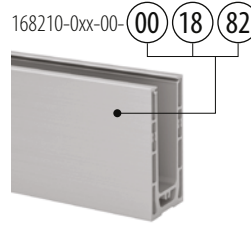
Til justerbar fastgørelse af glas
X = variabel
Y = 25,5
H = 25

Til ikke-justerbar fastgørelse af glas
X = 15
Y = variabel
H = 23

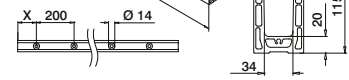
Q-disc® System: 31, 32

Alle ankre: 457 - 463

Der henvises til de respektive certifikater og statiske beregninger til specifikationer såsom monteringsdetaljer, glasmål og glastyper.



Forbinderstift inkluderet




MOD 8210

| | | | |
|------------------|---------------------|-----------|-------------------|
| Aluminium | Rå | | |
| | X | | |
| 168210-050-00-00 | 100 | 457 - 463 | L = 5 m |
| Aluminium | Børstet, anodiseret | | |
| OUTDOOR | | | |
| 168210-025-00-18 | 50 | 457 - 463 | L = 2,5 m |
| 168210-050-00-18 | 100 | 457 - 463 | L = 5 m |
| Aluminium | Black Line | | |
| OUTDOOR | | | |
| NEW | 168210-050-00-82 | 100 | 457 - 463 L = 5 m |

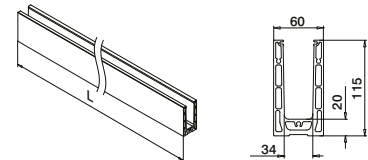


International Design Model Protection



Uden huller

Forbinderstift inkluderet



MOD 8210

| | | | |
|------------------|---------------------|--|---------|
| Aluminium | Rå | | |
| | | | |
| 168210-050-99-00 | | | L = 5 m |
| Aluminium | Børstet, anodiseret | | |
| OUTDOOR | | | |
| 168210-050-99-18 | | | L = 5 m |



International Design Model Protection

Q-INFO

Lister: 48 - 49

MOD 8205 48

Distans-/mellanläggsgummi

Q-INFO

PREFIX

Q-INFO

MOD 3005
478

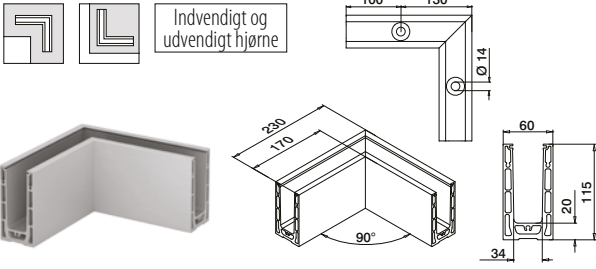
Ekstra forbindelsesstifter

Q-INFO Aluminium

| | | |
|-----------|---------------------|-------------------------------|
| 00 | 18 | 82 RAL 9005 |
| Rå | Børstet, anodiseret | Pulverlakeret |
| | | Sort, mat, struktur overflade |

Glas gelænder base

Hjørne, topmontering



MOD 8211

| Aluminium | Rå | | |
|------------------|---------------------|-----------|---|
| 168211-00-00 | | 457 - 463 | 1 |
| Aluminium | Børstet, anodiseret | | |
| OUTDOOR | | | |
| 168211-00-18 | | 457 - 463 | 1 |
| Aluminium | Black Line | | |
| OUTDOOR | | | |
| NEW 168211-00-82 | | 457 - 463 | 1 |



International Design Model Protection

Glas gelænder base

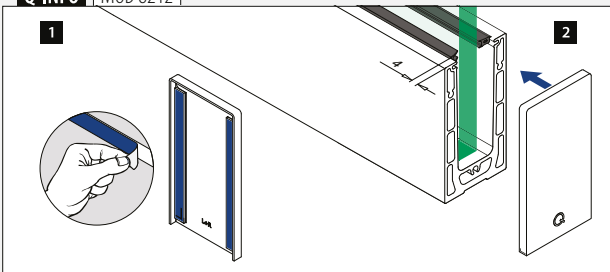
Endekapper, topmontering




MOD 8212

| Aluminium | Rå | Tape | |
|------------------|---------------------|----------------------|---|
| 168212-00-00 | | Færdigpakket | 1 |
| Aluminium | Børstet, anodiseret | | |
| OUTDOOR | | | |
| 168212-00-18 | | Klargjort på forhånd | 1 |
| Aluminium | Black Line | | |
| OUTDOOR | | | |
| NEW 168212-00-82 | | Færdigpakket | 1 |

Q-INFO MOD 8212



Q-INFO Aluminium

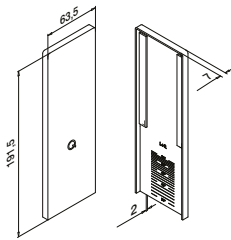


Glas gelænder base

Endekapper, topmontering



Venstre / højre
Til trapper



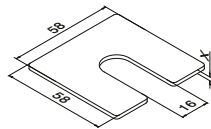
MOD 8213

| Aluminium | Rå | Tape | |
|--------------|---------------------|----------------------|---|
| 168213-00-00 | | Færdigpakket | 1 |
| Aluminium | Børstet, anodiseret | OUTDOOR | |
| 168213-00-18 | | Klargjort på forhånd | 1 |



Glas gelænder base

Justeringsplade, topmontering



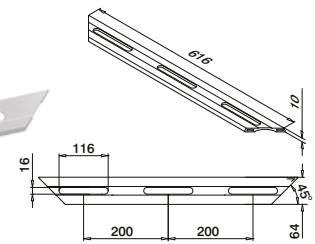
MOD 8216

| Aluminium | Rå | X | |
|------------|----|---|-----|
| 168216-001 | | 1 | 100 |
| 168216-002 | | 2 | 100 |
| 168216-003 | | 3 | 100 |

Glas gelænder base

Drænprofiler, topmontering

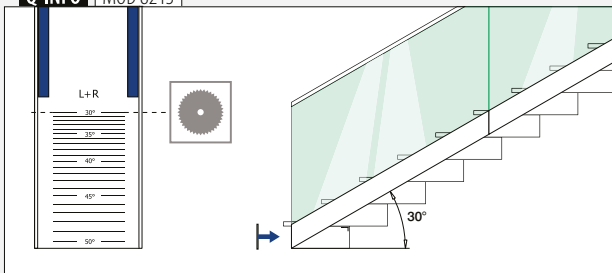
4 stk. til 2,5 meter bundprofil
8 stk. til 5 meter bundprofil



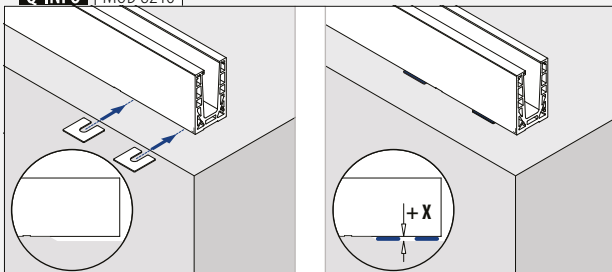
MOD 8217

| Aluminium | Børstet, anodiseret | OUTDOOR | |
|-----------|---------------------|---------|---|
| 168217-18 | | | 4 |

Q-INFO MOD 8213



Q-INFO MOD 8216

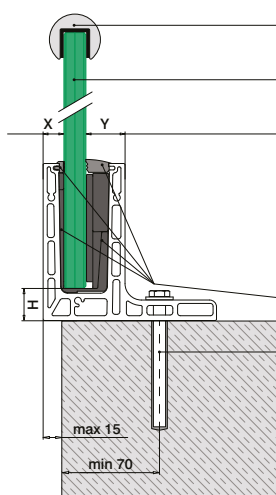


Q-INFO MOD 8217



Glas gelænder base

Bundprofil, topmontering



Valgfri: U-profiler: ■ 169 - 185
Kantbeskyttelse: ■ 166 - 168

Hærdet/lamineret glas: ■ 160 - 161

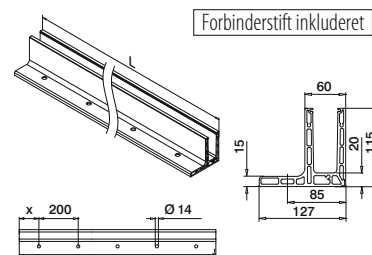
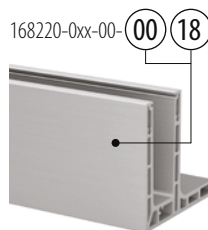
Til justerbar fastgørelse af glas
X = variabel
Y = 25,5
H = 25

Til ikke-justerbar fastgørelse af glas
X = 15,5
Y = variabel
H = 23

Q-disc® System: ■ 31, 32

Alle ankre: ■ 457 - 463

Der henvises til de respektive certifikater og statiske beregninger til specifikationer såsom monteringsdetaljer, glasmål og glastyper.

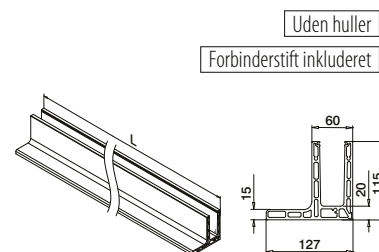



MOD 8220

| | | | |
|------------------|---------------------|-------------|-----------|
| Aluminium | Rå | | |
| | X | | |
| 168220-050-00-00 | 100 | ■ 457 - 463 | L = 5 m |
| Aluminium | Børstet, anodiseret | | |
| | OUTDOOR | | |
| 168220-025-00-18 | 50 | ■ 457 - 463 | L = 2,5 m |
| 168220-050-00-18 | 100 | ■ 457 - 463 | L = 5 m |



International Design Model Protection



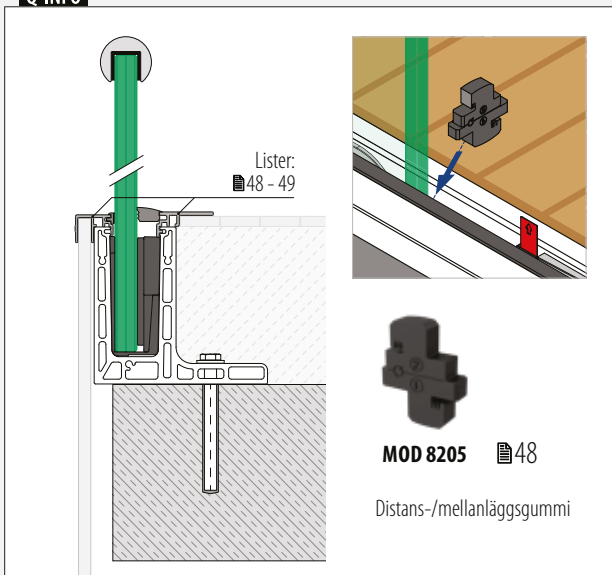
MOD 8220

| | | | |
|------------------|---------------------|--|---------|
| Aluminium | Børstet, anodiseret | | |
| 168220-050-99-18 | | | L = 5 m |



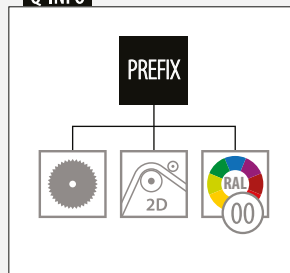
International Design Model Protection

Q-INFO



MOD 8205 ■ 48
Distans-/mellanlaggs gummi

Q-INFO



Q-INFO Aluminium



Q-INFO



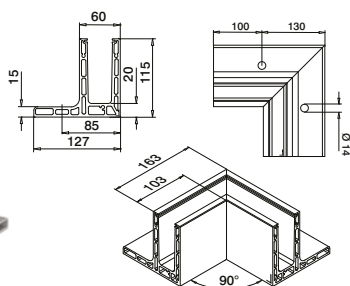
Ekstra forbindelsesstifter

Glas gelænder base

Hjørne, topmontering



Indvendigt hjørne



MOD 8221

Aluminium Børstet, anodiseret
OUTDOOR

168221-01-18

457 - 463

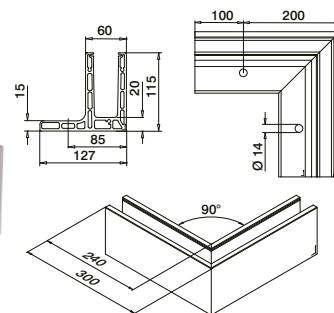
1



International Design Model Protection



Udvendigt hjørne



MOD 8221

Aluminium Børstet, anodiseret
OUTDOOR

168221-02-18

457 - 463

1



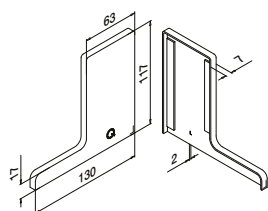
International Design Model Protection

Glas gelænder base

Endekapper, topmontering



Venstre



MOD 8222

Aluminium Rå

Tape

1

168222-01-00 Færdigpakket

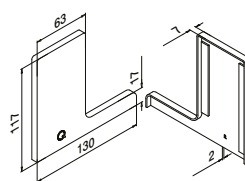
Aluminium Børstet, anodiseret
OUTDOOR

168222-01-18 Klargjort på forhånd

1



Højre



MOD 8222

Aluminium Rå

Tape

1

168222-02-00 Færdigpakket

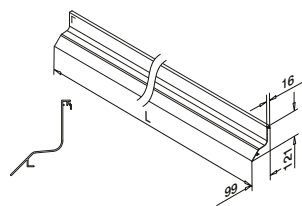
Aluminium Børstet, anodiseret
OUTDOOR

168222-02-18 Klargjort på forhånd

1

Glas gelænder base

Vandtæt tætningsliste, topmontering



MOD 6980

Aluminium Rå

Tape

1

166980-50-00 Ikke inkluderet* L = 5 m

Aluminium Børstet, anodiseret
OUTDOOR

166980-50-18 Ikke inkluderet* L = 5 m

NEW

*Bestill MOD 1360 (tape)

Tilbehør

Dobbeltklæbende tape

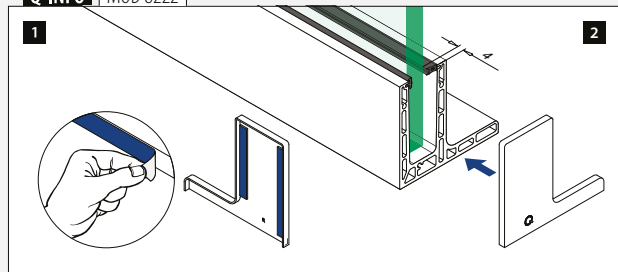


MOD 1360

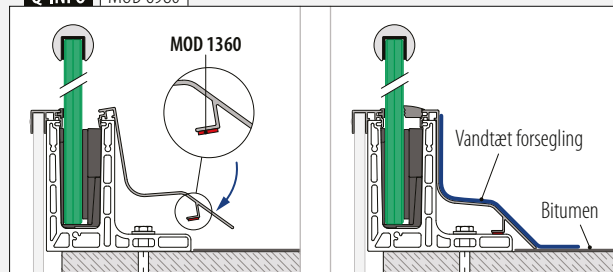
Tilbehør

| | Q | W | L | |
|--------|------|---|------|---|
| 201360 | Q-53 | 9 | 33 m | 1 |

Q-INFO MOD 8222

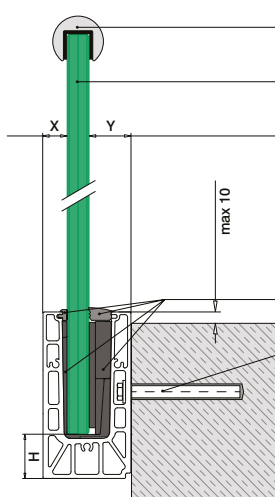


Q-INFO MOD 6980



Glas gelænder base

Bundprofil, sidemontering



Valgfri: U-profiler: ■ 169 - 185
Kantbeskyttelse: ■ 166 - 168

Hærdet/lamineret glas: ■ 160 - 161

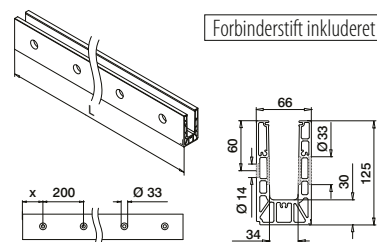
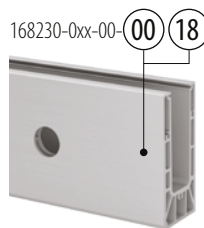
Til justerbar fastgørelse af glas
X = variabel
Y = 28,5
H = 35

Til ikke-justerbar fastgørelse af glas
X = 18,5
Y = variabel
H = 33

Q-disc® System: ■ 31, 32

Alle ankre: ■ 457 - 463

Der henvises til de respektive certifikater og statiske beregninger til specifikationer såsom monteringsdetaljer, glasmål og glastyper.



MOD 8230

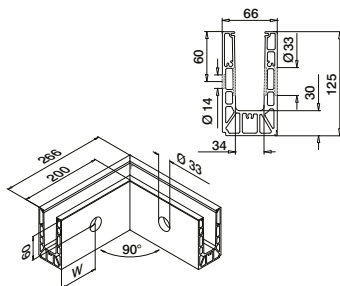
| Aluminium | Rå | X | ■ 457 - 463 | ■ | L = 5 m |
|------------------|---------------------|-----|-------------|---|-----------|
| 168230-050-00-00 | | 100 | | | |
| Aluminium | Børstet, anodiseret | | | | |
| OUTDOOR | | | | | |
| 168230-025-00-18 | | 50 | ■ 457 - 463 | ■ | L = 2,5 m |
| 168230-050-00-18 | | 100 | ■ 457 - 463 | ■ | L = 5 m |



International Design Model Protection

Glas gelænder base

Hjørne, sidemontering

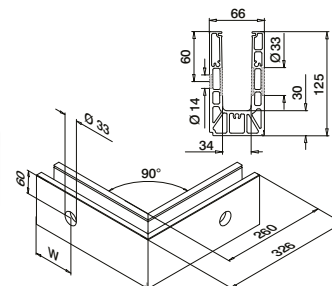


MOD 8231

| Aluminium | Rå | W | ■ 457 - 463 | ■ | 1 |
|--------------|---------------------|------|-------------|---|---|
| 168231-01-00 | | 100* | | | |
| Aluminium | Børstet, anodiseret | | | | |
| OUTDOOR | | | | | |
| 168231-01-18 | | 100* | ■ 457 - 463 | ■ | 1 |



International Design Model Protection



MOD 8231

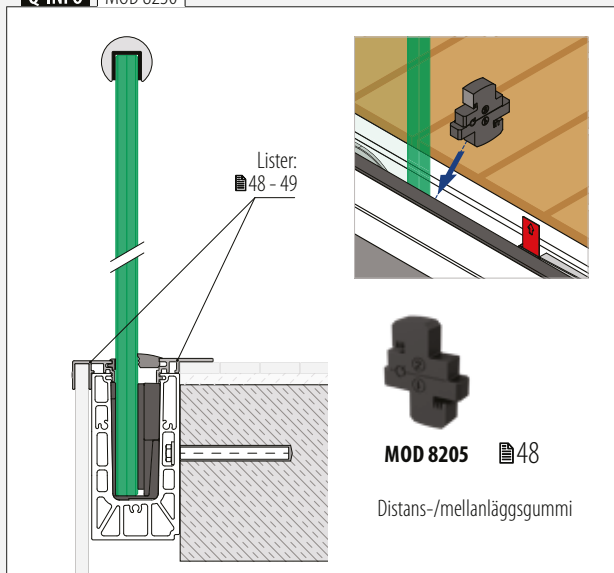
| Aluminium | Rå | W | ■ 457 - 463 | ■ | 1 |
|--------------|---------------------|------|-------------|---|---|
| 168231-02-00 | | 100* | | | |
| Aluminium | Børstet, anodiseret | | | | |
| OUTDOOR | | | | | |
| 168231-02-18 | | 100* | ■ 457 - 463 | ■ | 1 |



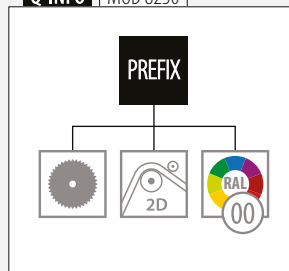
International Design Model Protection

*Hulpositionen kan variere på grund af produktionsmetoden.

Q-INFO MOD 8230



Q-INFO MOD 8230



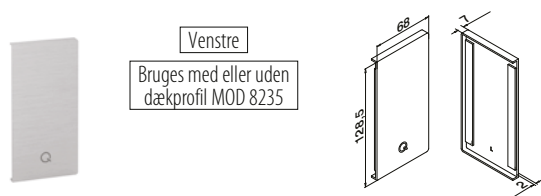
Q-INFO Aluminium



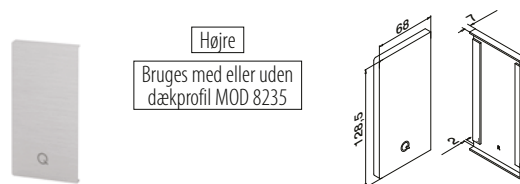
Q-INFO



Endekapper, sidemontering



Venstre
Bruges med eller uden
dækprofil MOD 8235



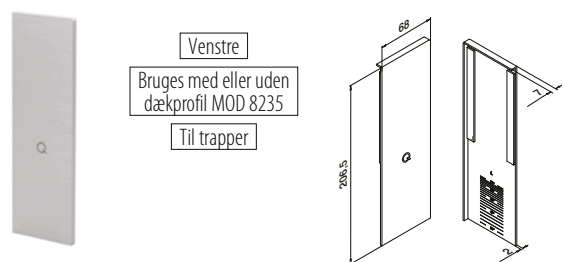
Højre
Bruges med eller uden
dækprofil MOD 8235

MOD 8232

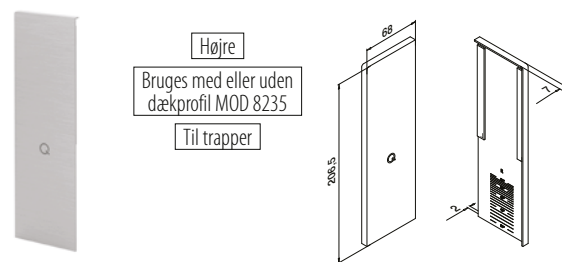
| | | | |
|------------------|----------------------|--|---|
| Aluminium | Rå | | |
| | Tape | | |
| 168232-01-00 | Færdigpakket | | 1 |
| Aluminium | Børstet, anodiseret | | |
| OUTDOOR | | | |
| 168232-01-18 | Klargjort på forhånd | | 1 |

MOD 8232

| | | | |
|------------------|----------------------|--|---|
| Aluminium | Rå | | |
| | Tape | | |
| 168232-02-00 | Færdigpakket | | 1 |
| Aluminium | Børstet, anodiseret | | |
| OUTDOOR | | | |
| 168232-02-18 | Klargjort på forhånd | | 1 |



Venstre
Bruges med eller uden
dækprofil MOD 8235
Til trapper



Højre
Bruges med eller uden
dækprofil MOD 8235
Til trapper

MOD 8233


| | | | |
|------------------|----------------------|--|---|
| Aluminium | Rå | | |
| | Tape | | |
| 168233-01-00 | Færdigpakket | | 1 |
| Aluminium | Børstet, anodiseret | | |
| OUTDOOR | | | |
| 168233-01-18 | Klargjort på forhånd | | 1 |

MOD 8233

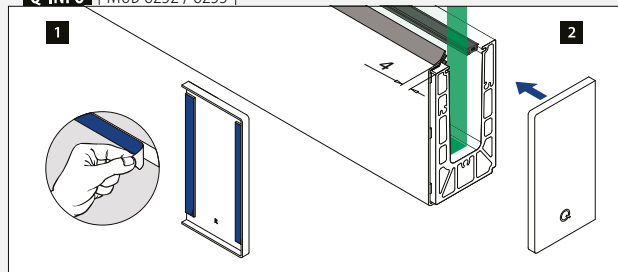
| | | | |
|------------------|----------------------|--|---|
| Aluminium | Rå | | |
| | Tape | | |
| 168233-02-00 | Færdigpakket | | 1 |
| Aluminium | Børstet, anodiseret | | |
| OUTDOOR | | | |
| 168233-02-18 | Klargjort på forhånd | | 1 |



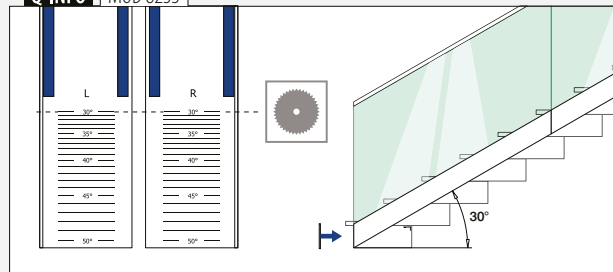
Q-INFO Aluminium



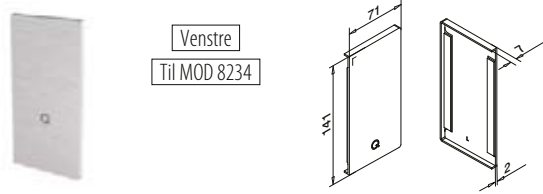
Q-INFO MOD 8232 / 8233



Q-INFO MOD 8233



Endekapper, sidemontering

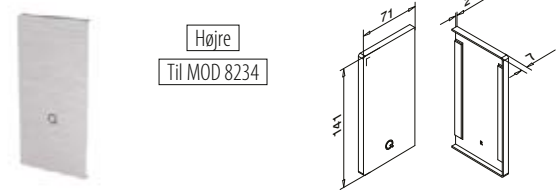


Venstre
Til MOD 8234

MOD 8232

| | | | |
|------------------|----------------------|-------------|---|
| Aluminium | Rå | | |
| | | Tape | |
| 168232-41-00 | Færdigpakket | | 1 |
| Aluminium | Børstet, anodiseret | | |
| OUTDOOR | | | |
| 168232-41-18 | Klargjort på forhånd | | 1 |

NEW

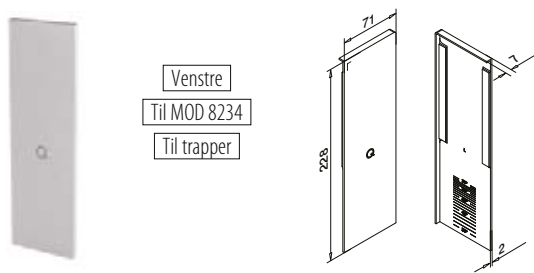


Højre
Til MOD 8234

MOD 8232

| | | | |
|------------------|----------------------|-------------|---|
| Aluminium | Rå | | |
| | | Tape | |
| 168232-42-00 | Færdigpakket | | 1 |
| Aluminium | Børstet, anodiseret | | |
| OUTDOOR | | | |
| 168232-42-18 | Klargjort på forhånd | | 1 |

NEW

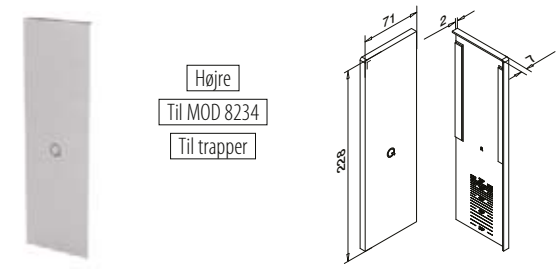


Venstre
Til MOD 8234
Til trapper

MOD 8233

| | | | |
|------------------|----------------------|-------------|---|
| Aluminium | Børstet, anodiseret | | |
| OUTDOOR | | Tape | |
| 168233-41-18 | Klargjort på forhånd | | 1 |

NEW



Højre
Til MOD 8234
Til trapper

MOD 8233

| | | | |
|------------------|----------------------|-------------|---|
| Aluminium | Børstet, anodiseret | | |
| OUTDOOR | | Tape | |
| 168233-42-18 | Klargjort på forhånd | | 1 |

NEW

**Q-INFO Aluminium**

00



Rå

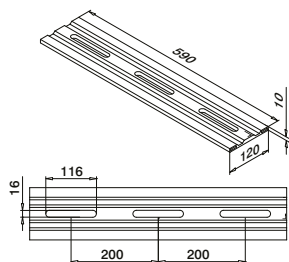
18

Børstet,
anodiseret

Glas gelænder base

Drænprofiler, sidemontering

4 stk. til 2,5 meter bundprofil
8 stk. til 5 meter bundprofil



MOD 8237

Aluminium Børstet, anodiseret
OUTDOOR

168237-18



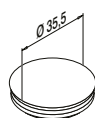
4

Glas gelænder base

Blindprop, sidemontering



Bruges uden
dækprofil



MOD 8238

Plastik Aluminiumsgrå RAL 9006
INDOOR

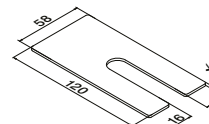
158238-36



10

Glas gelænder base

Justeringsplade, sidemontering



MOD 8236

Aluminium Rå

| | X | |
|------------|---|-----|
| 168236-001 | 1 | 100 |
| 168236-002 | 2 | 100 |
| 168236-003 | 3 | 100 |

Glas gelænder base

Glasstopper



Til trapper

MOD 8204

Tilbehør

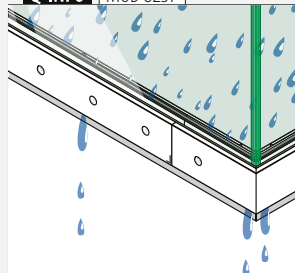
208204



1

NEW

Q-INFO MOD 8237

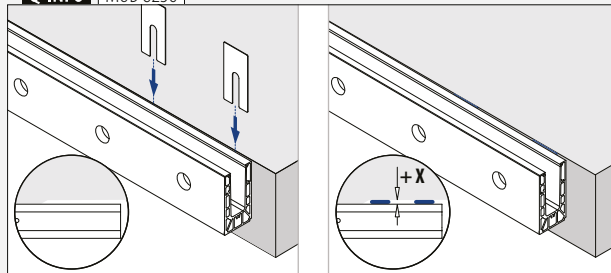


Samlevej-
ledning:

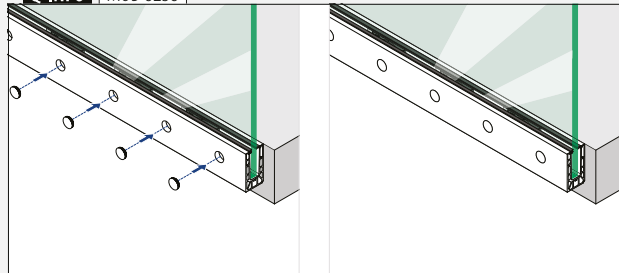


<https://q-ne.ws/Smart23>

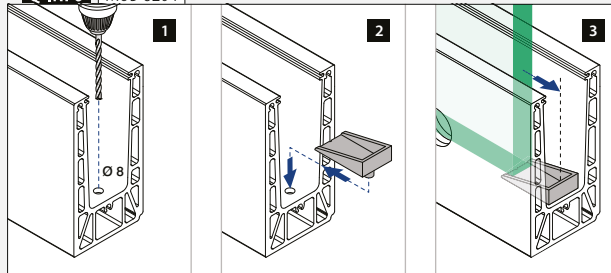
Q-INFO MOD 8236



Q-INFO MOD 8238

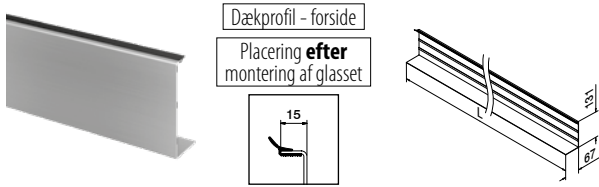


Q-INFO MOD 8204



Glas gelænder base

Dækprofil, sidemontering

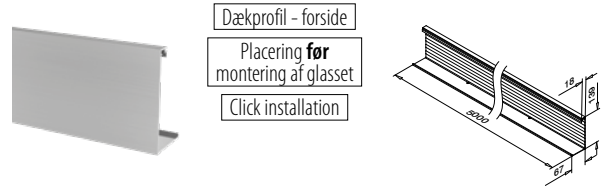


MOD 8235

| | | | |
|------------------------|---------------------|----------------------|---------|
| Aluminium | Rå | Tape | |
| SELL OUT 168235-050-00 | | Ikke inkluderet* | L = 5 m |
| Aluminium | Børstet, anodiseret | | |
| OUTDOOR | | | |
| SELL OUT 168235-050-18 | | Klargjort på forhånd | L = 5 m |



*Bestill MOD 1360 (tape)



MOD 8234

| | | | |
|------------------|---------------------|-------------|---------|
| Aluminium | Rå | Tape | |
| 168234-050-00 | | | L = 5 m |
| Aluminium | Børstet, anodiseret | | |
| OUTDOOR | | | |
| 168234-050-18 | | | L = 5 m |



Tilbehør

Dobbeltklæbende tape



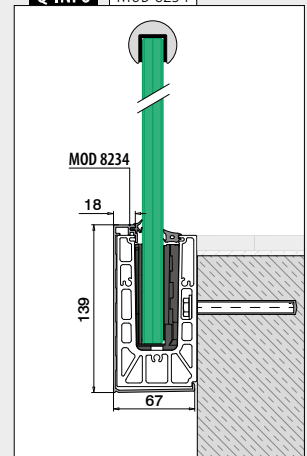
MOD 1360

| | | | | |
|-----------------|----------|----------|---------------------------|---|
| Tilbehør | Q | W | L | |
| 201360 | Q-53 | 9 | 33 m (til 11 m dækprofil) | 1 |

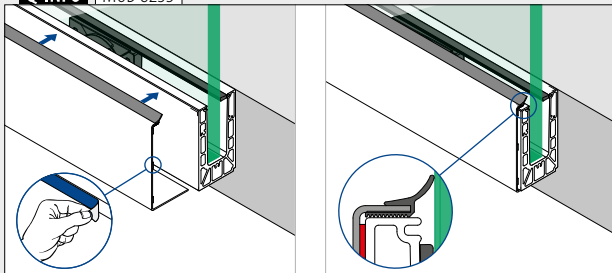


Kun så længe lager haves.

Q-INFO MOD 8234




Q-INFO MOD 8235



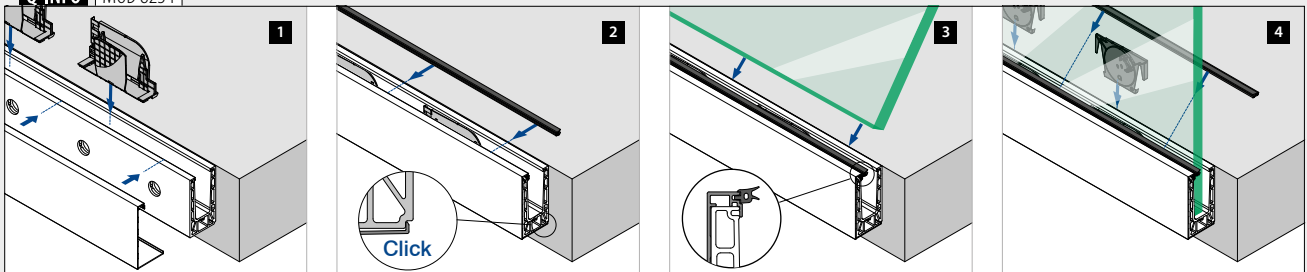
Q-INFO MOD 8235-050-00 / 1360



Q-INFO Aluminium



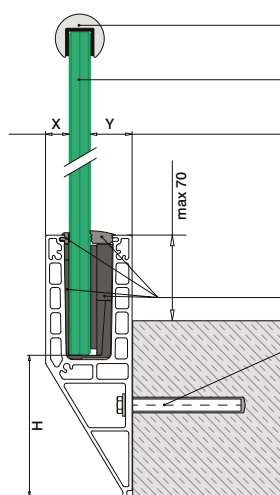
Q-INFO MOD 8234





Glas gelænder base

Bundprofil, sidemontering



Valgfri: U-profiler: ■ 169 - 185
Kantbeskyttelse: ■ 166 - 168

Hærdet/lamineret glas: ■ 160 - 161

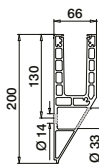
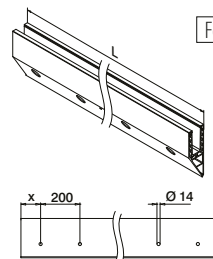
Til justerbar fastgørelse af glas
X = variabel
Y = 28,5
H = 110

Til ikke-justerbar fastgørelse af glas
X = 18,5
Y = variabel
H = 108

Q-disc® System: ■ 31, 32

Alle ankre: ■ 457 - 463

Der henvises til de respektive certifikater og statiske beregninger til specifikationer såsom monteringsdetaljer, glasmål og glastyper.

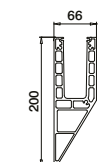
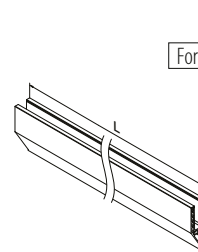


MOD 8240

| Aluminium | Rå | X | ■ 457 - 463 | ■ |
|------------------|---------------------|-----|-------------|-----------|
| 168240-050-00-00 | | 100 | | L = 5 m |
| Aluminium | Børstet, anodiseret | | | |
| OUTDOOR | | | | |
| 168240-025-00-18 | | 50 | ■ 457 - 463 | L = 2,5 m |
| 168240-050-00-18 | | 100 | ■ 457 - 463 | L = 5 m |



International Design Model Protection



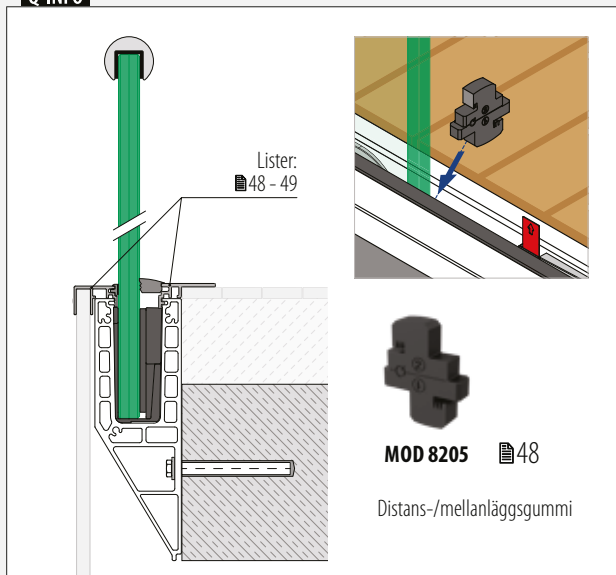
MOD 8240

| Aluminium | Børstet, anodiseret | | | |
|------------------|---------------------|--|--|---------|
| 168240-050-99-18 | | | | L = 5 m |



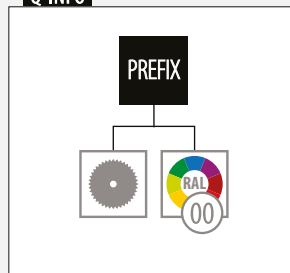
International Design Model Protection

Q-INFO



MOD 8205 ■ 48
Distans-/mellanläggsgummi

Q-INFO



Q-INFO Aluminium



Q-INFO



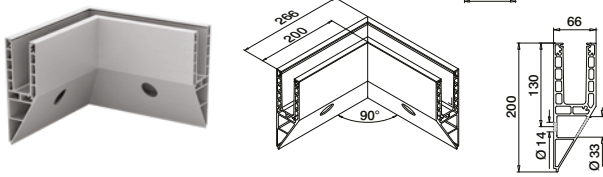
MOD 3005
■ 478

Glas gelænder base

Hjørne, sidemontering



Indvendigt hjørne



MOD 8241

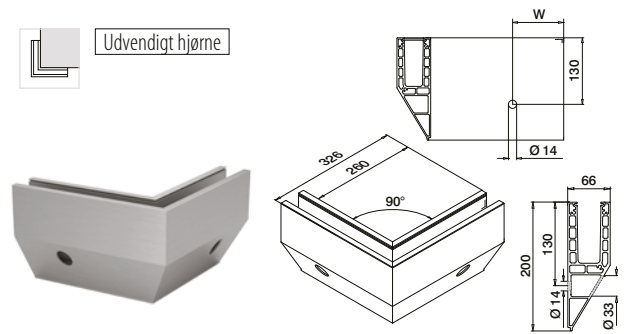
| | | | |
|------------------|---------------------|-----------|---|
| Aluminium | Børstet, anodiseret | | |
| OUTDOOR | W | | |
| 168241-01-18 | 100* | 457 - 463 | 1 |



International Design Model Protection



Udvendigt hjørne



MOD 8241

| | | | |
|------------------|---------------------|-----------|---|
| Aluminium | Børstet, anodiseret | | |
| OUTDOOR | W | | |
| 168241-02-18 | 100* | 457 - 463 | 1 |



International Design Model Protection

*Hulpositionen kan variere på grund af produktionsmetoden.

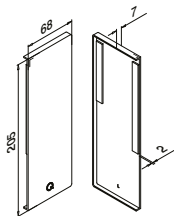
Glas gelænder base

Endekapper, sidemontering



Venstre

Bruges uden dækprofil



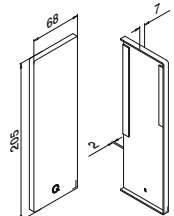
MOD 8242

| | | | |
|------------------|----------------------|--|---|
| Aluminium | Rå | | |
| Tape | | | |
| 168242-01-00 | Færdigpakket | | 1 |
| Aluminium | Børstet, anodiseret | | |
| OUTDOOR | | | |
| 168242-01-18 | Klargjort på forhånd | | 1 |



Højre

Bruges uden dækprofil



MOD 8242

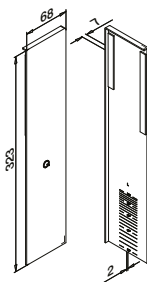
| | | | |
|------------------|----------------------|--|---|
| Aluminium | Rå | | |
| Tape | | | |
| 168242-02-00 | Færdigpakket | | 1 |
| Aluminium | Børstet, anodiseret | | |
| OUTDOOR | | | |
| 168242-02-18 | Klargjort på forhånd | | 1 |



Venstre

Bruges med eller uden dækprofil MOD 8245

Til trapper



MOD 8243

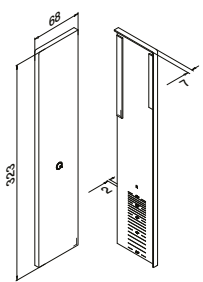
| | | | |
|------------------|----------------------|--|---|
| Aluminium | Børstet, anodiseret | | |
| OUTDOOR | Tape | | |
| 168243-01-18 | Klargjort på forhånd | | 1 |



Højre

Bruges med eller uden dækprofil MOD 8245

Til trapper

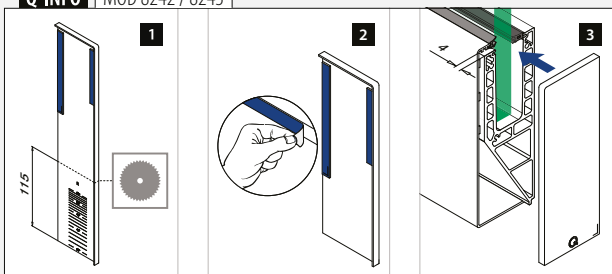


MOD 8243

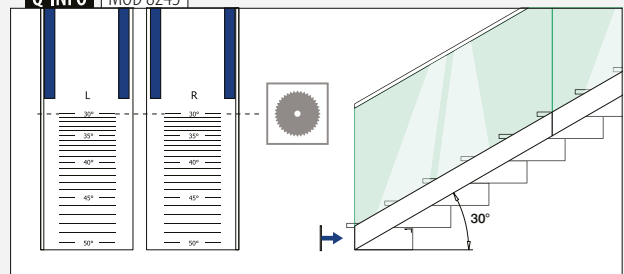
| | | | |
|------------------|----------------------|--|---|
| Aluminium | Børstet, anodiseret | | |
| OUTDOOR | Tape | | |
| 168243-02-18 | Klargjort på forhånd | | 1 |



Q-INFO | MOD 8242 / 8243

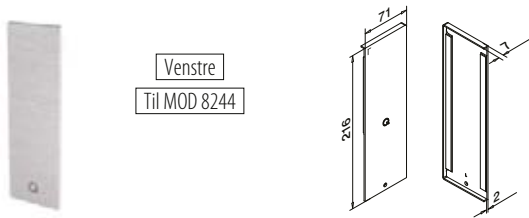


Q-INFO | MOD 8243

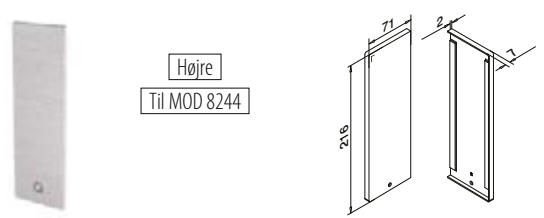


Glas gelænder base

Endekapper, sidemontering



Venstre
Til MOD 8244



Højre
Til MOD 8244

MOD 8242

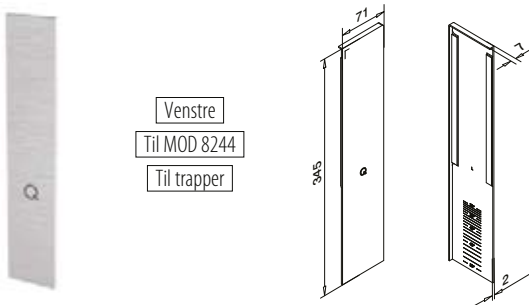
| | | | |
|------------------|----------------------|-------------|---|
| Aluminium | Rå | Tape | |
| 168242-41-00 | Færdigpakket | | 1 |
| Aluminium | Børstet, anodiseret | | |
| OUTDOOR | | | |
| 168242-41-18 | Klargjort på forhånd | | 1 |

NEW

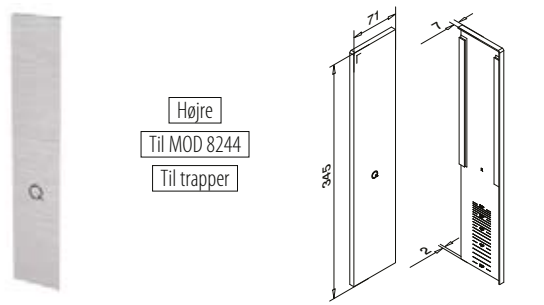
MOD 8242

| | | | |
|------------------|----------------------|-------------|---|
| Aluminium | Rå | Tape | |
| 168242-42-00 | Færdigpakket | | 1 |
| Aluminium | Børstet, anodiseret | | |
| OUTDOOR | | | |
| 168242-42-18 | Klargjort på forhånd | | 1 |

NEW



Venstre
Til MOD 8244
Til trapper



Højre
Til MOD 8244
Til trapper

MOD 8243

| | | | |
|------------------|----------------------|-------------|---|
| Aluminium | Børstet, anodiseret | Tape | |
| 168243-41-18 | Klargjort på forhånd | | 1 |

NEW



MOD 8243

| | | | |
|------------------|----------------------|-------------|---|
| Aluminium | Børstet, anodiseret | Tape | |
| 168243-42-18 | Klargjort på forhånd | | 1 |

NEW



Glas gelænder base

Glasstopper



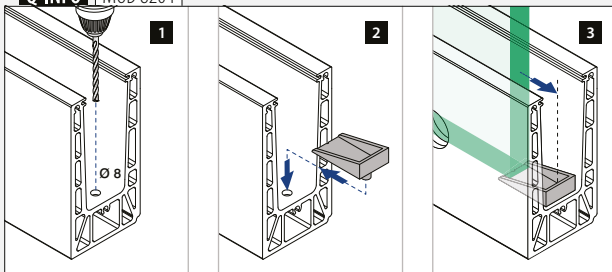
Til trapper

MOD 8204


| | | |
|-----------------|--|---|
| Tilbehør | | |
| 208204 | | 1 |

NEW

Q-INFO | MOD 8204



Q-INFO | Aluminium



Dækprofil, sidemontering

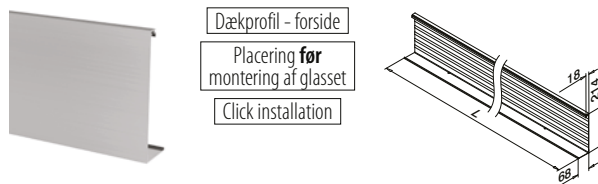


MOD 8245

| | | | |
|------------------------|---------------------|----------------------|---------|
| Aluminium | Rå | Tape | |
| SELL OUT 168245-050-00 | | Ikke inkluderet* | L = 5 m |
| Aluminium | Børstet, anodiseret | | |
| OUTDOOR | | | |
| SELL OUT 168245-050-18 | | Klargjort på forhånd | L = 5 m |



*Bestill MOD 1360 (tape)



MOD 8244

| | | | |
|------------------|---------------------|-------------|---------|
| Aluminium | Rå | Tape | |
| 168244-050-00 | | | L = 5 m |
| Aluminium | Børstet, anodiseret | | |
| OUTDOOR | | | |
| 168244-050-18 | | | L = 5 m |



Tilbehør

Dobbeltklæbende tape



MOD 1360

| | | | | |
|-----------------|----------|----------|---------------------------|---|
| Tilbehør | Q | W | L | |
| 201360 | Q-53 | 9 | 33 m (til 11 m dækprofil) | 1 |

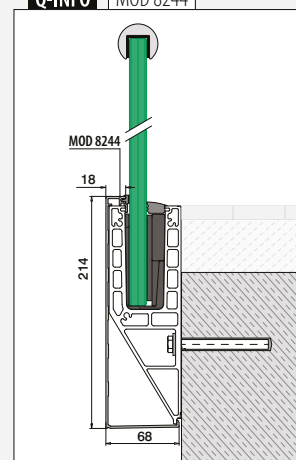
Q-INFO MOD 8245-050-00 / 1360

Samlevejledning:

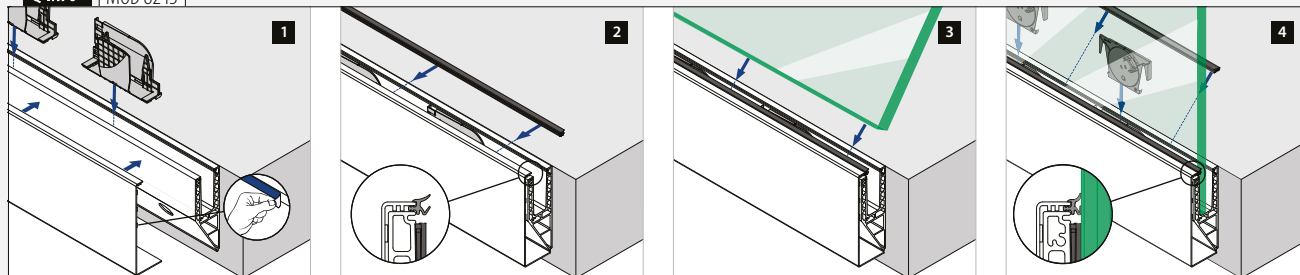


SELL OUT Kun så længe lager haves.

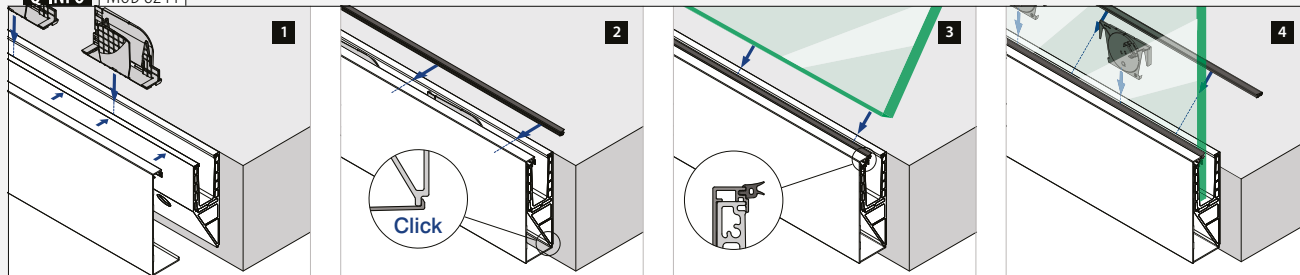
Q-INFO MOD 8244



Q-INFO MOD 8245



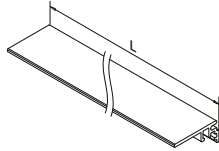
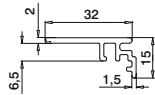

Q-INFO MOD 8244



Glas gelænder base

Lister, topmontering

Til alle Smart bundprofiler



MOD 6973

Aluminium Rå

166973-50-00 L = 5 m

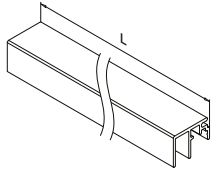
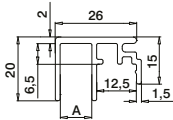

Aluminium Børstet, anodiseret

OUTDOOR

166973-50-18 L = 5 m

PREFIX

Til Smart top- og F- bundprofiler



MOD 6972

Aluminium Rå

166972-010-50-00 A 10 L = 5 m

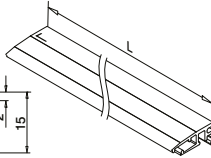
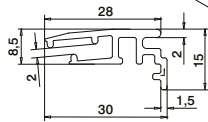

Aluminium Børstet, anodiseret

OUTDOOR

166972-010-50-18 10 L = 5 m

PREFIX

Til alle Smart bundprofiler



MOD 6979

Aluminium Rå

166979-002-50-00 L = 5 m

Aluminium Børstet, anodiseret

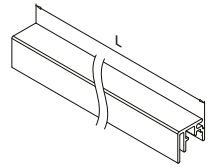
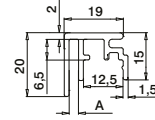

OUTDOOR

166979-002-50-18 L = 5 m

NEW

PREFIX

Til Smart top- og F- bundprofiler



MOD 6972

Aluminium Rå

166972-003-50-00 A 3 L = 5 m

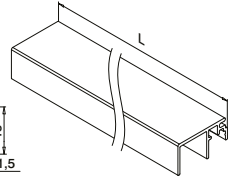
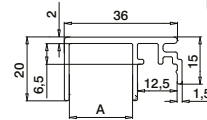

Aluminium Børstet, anodiseret

OUTDOOR

166972-003-50-18 3 L = 5 m

PREFIX

Til Smart top- og F- bundprofiler



MOD 6972

Aluminium Rå

166972-020-50-00 A 20 L = 5 m

Aluminium Børstet, anodiseret

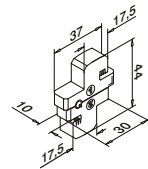
OUTDOOR

166972-020-50-18 20 L = 5 m

PREFIX

Glas gelænder base

Lister-/mellemlagsgummi



MOD 8205

Tilbehør

208205-010

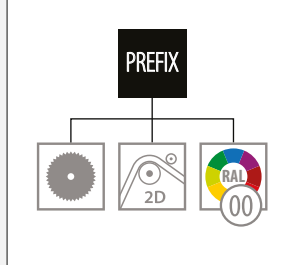
5




Q-INFO Aluminium



Q-INFO



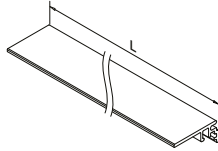
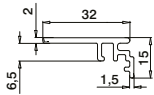

Q-INFO MOD 8205



Glas gelænder base

Lister, sidemontering

Til alle Smart bundprofiler

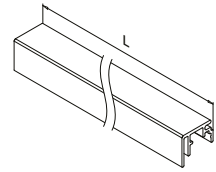
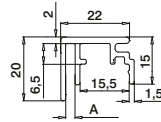



MOD 6973

| | | |
|------------------|---------------------|---------|
| Aluminium | Rå | |
| 166973-50-00 | | L = 5 m |
| Aluminium | Børstet, anodiseret | |
| OUTDOOR | | |
| 166973-50-18 | | L = 5 m |

PREFIX

Til Smart side- og Y-bundprofiler

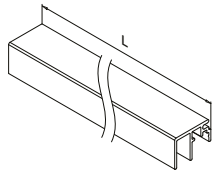
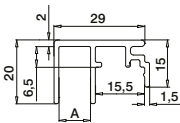


MOD 6970

| | | |
|------------------|---------------------|----------|
| Aluminium | Rå | A |
| 166970-003-50-00 | | L = 5 m |
| Aluminium | Børstet, anodiseret | |
| OUTDOOR | | |
| 166970-003-50-18 | | L = 5 m |

PREFIX

Til Smart side- og Y-bundprofiler

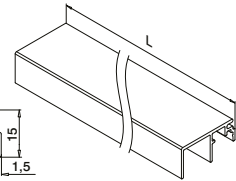
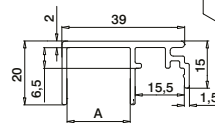


MOD 6970

| | | |
|------------------|---------------------|----------|
| Aluminium | Rå | A |
| 166970-010-50-00 | 10 | L = 5 m |
| Aluminium | Børstet, anodiseret | |
| OUTDOOR | | |
| 166970-010-50-18 | 10 | L = 5 m |

PREFIX

Til Smart side- og Y-bundprofiler

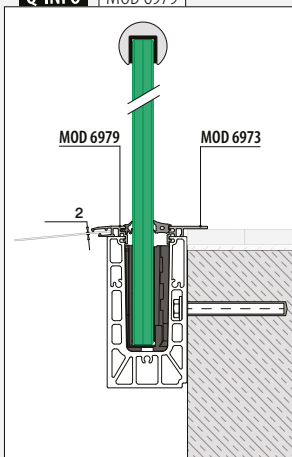


MOD 6970

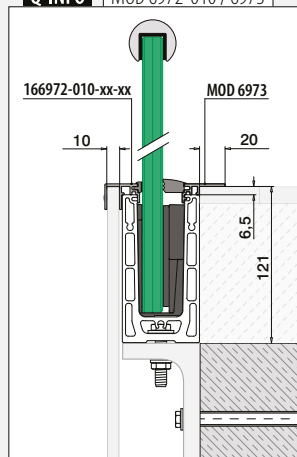
| | | |
|------------------|---------------------|----------|
| Aluminium | Rå | A |
| 166970-020-50-00 | 20 | L = 5 m |
| Aluminium | Børstet, anodiseret | |
| OUTDOOR | | |
| 166970-020-50-18 | 20 | L = 5 m |

PREFIX

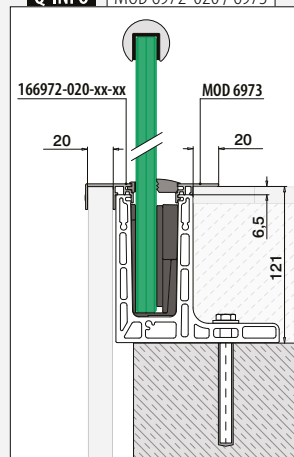
Q-INFO MOD 6979



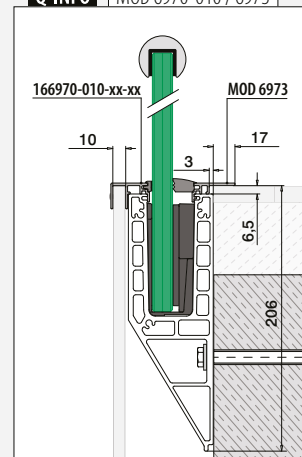
Q-INFO MOD 6972-010 / 6973



Q-INFO MOD 6972-020 / 6973



Q-INFO MOD 6970-010 / 6973





Designet til: Let og middel belastning
Brug: Indendørs og udendørs
Varianter: Top-, gulv- og sidemontering
Anvendelse: Balkoner, gallerier, gangbroer, skilleelementer, trapper og franske balkoner
Materiale: Aluminium (børstet anodiseret og rå)
Glastykkelse: 16,76 til 21,52 mm

Find alle oplysninger om Easy Glass Smart+ online:




<https://q-ne.ws/SmartPlus23>

EASY GLASS® SMART+



red dot winner 2020
innovative product

Monter 16,76 - 21,52 mm glas hurtigt og nemt



Søger du en løsning, der giver dig mulighed for hurtigt at montere lamineret glas med en tykkelse på 16,76 - 21,52 mm, og som også giver dig mulighed for at justere hvert glaspanel individuelt? Easy Glass® Smart+ er svaret. Ligesom med Easy Glass® Smart skal du blot montere bundprofilen, placere glasset og – med en enkelt håndbevægelse – justere hvert enkelt panel og fastgøre det sikkert.


| | |
|------------------------------|-----------|
| Easy Glass® Smart+ | DK |
| Max. linje belastning (kN/m) | 1,0 |

Vær opmærksom på specifikationerne for montering og glas dimensioner i hvert certifikat.

Internationalt testet/beregnet/certificeret:



- 1 Med det justerbare Q-disc System kan du genjustere individuelle glaspaneler lodret op til 0,6°.
- 2 Q-disc fortæller ved hjælp af et "klik", at det er installeret korrekt.
- 3 Velegnet til lamineret glas med en tykkelse på 16,76 - 21,52 mm.



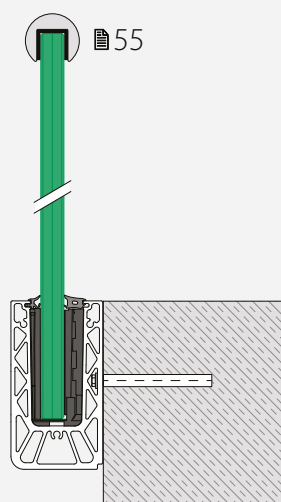
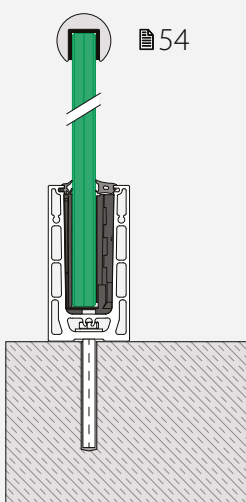
EASY GLASS® SMART+ - VARIANTER

Smart+ Topmontering

- Også til gulvmontering

Smart+ Sidemontering

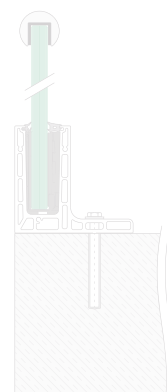
- Også til montering på indersiden af parapetmure
- Dækprofiler til bundprofiler tilbydes



F og Y bundprofiler

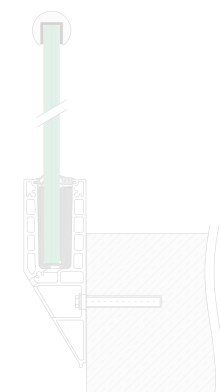
Smart+ F Topmontering

- Til rå gulve
- Kan installeres på eller uden for kanten af en overflade



Smart+ Y Sidemontering

- Til rå gulve
- Kan installeres på eller uden for kanten af en overflade

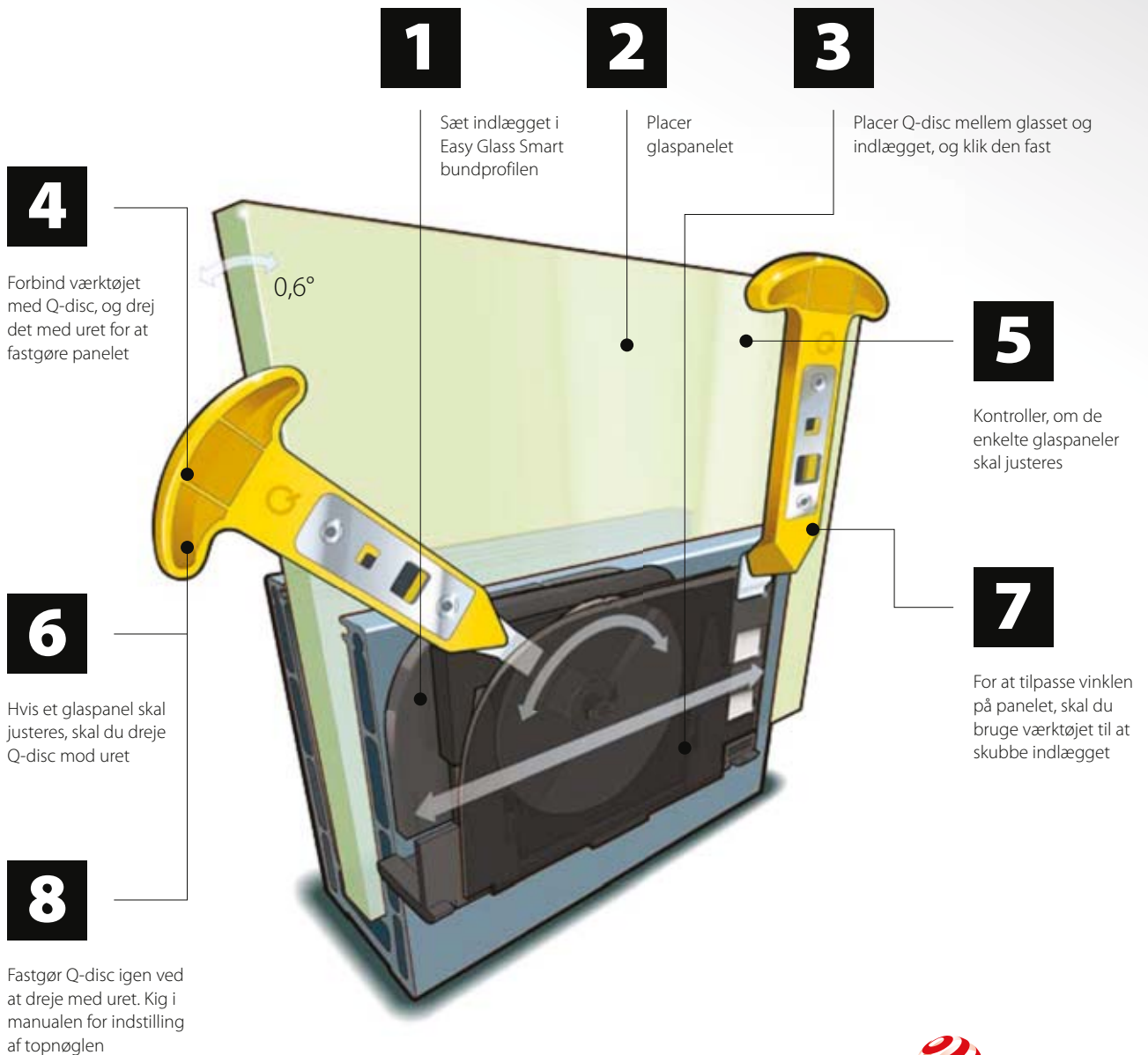




JUSTERBAR Q-DISC® SYSTEM

SKUB OG JUSTER!

SÅDAN FUNGERER DET:




reddot winner 2020
innovative product

Glas gelænder base

Q-disc® System (gummilister, indsats og Q-disc®)

Til justerbar fastgørelse af glas



MOD 8301

| Tilbehør | | |
|--------------------|-------|----------|
| Til lamineret glas | T | |
| 208301-050-17 | 16,76 | L = 5 m |
| 208301-050-18 | 17,52 | L = 5 m |
| 208301-050-22 | 21,52 | L = 5 m |
| | | |
| 208301-250-17 | 16,76 | L = 25 m |
| 208301-250-18 | 17,52 | L = 25 m |
| 208301-250-22 | 21,52 | L = 25 m |



International Design Model Protection

Tilbehør

Q-disc® og indlægsværktøj



MOD 1000

| Tilbehør | | |
|----------|------|---|
| | Q | |
| 201000 | Q-84 | 1 |

Tilbehør

Enkelt gummiliste



MOD 8207

| Tilbehør | | |
|---------------|--|----------|
| 208207-250-00 | | L = 25 m |

NEW



MOD 8207

| Tilbehør | | |
|--------------------|---------------|----------|
| Til lamineret glas | T | |
| 208207-250-18 | 16,76 - 17,52 | L = 25 m |
| 208207-250-22 | 21,52 | L = 25 m |

NEW

Tilbehør

Q-disc® sæt

Til justerbar fastgørelse af glas

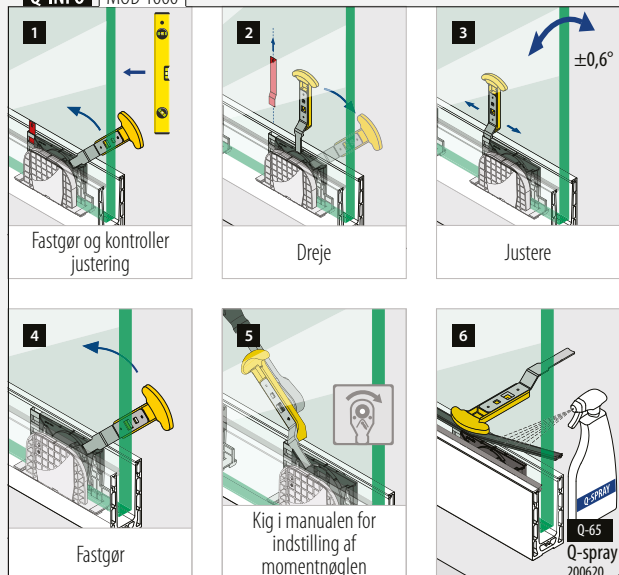


MOD 8309

| Tilbehør | | |
|--------------------|-------|---|
| Til lamineret glas | T | |
| 208309-17 | 16,76 | 5 |
| 208309-18 | 17,52 | 5 |
| 208309-22 | 21,52 | 5 |



Q-INFO MOD 1000




Q-INFO

Glasguide

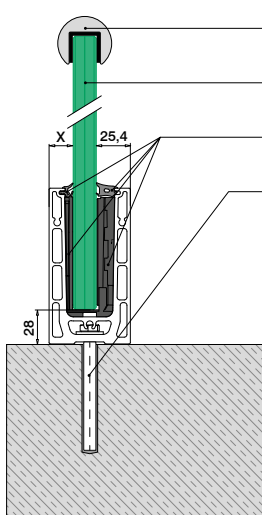
MOD 1002

480



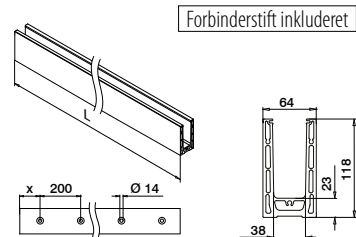
Glas gelænder base

Bundprofil, topmontering



- Valgfri: U-profiler: ■ 169 - 185
Kantbeskyttelse: ■ 166 - 168
- Hærdet/lamineret glas: ■ 160 - 161
- Q-disc® System: ■ 53
- Alle ankre: ■ 457 - 463

Der henvises til de respektive certifikater og statiske beregninger til specifikationer såsom monteringsdetaljer, glasmål og glastyper.



MOD 8310

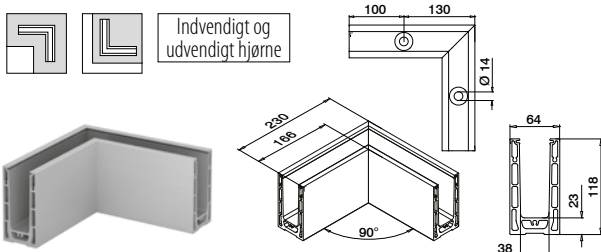
| Aluminium | Rå | X | ■ 457 - 463 | ■ | L = 5 m |
|------------------|---------------------|-----|-------------|---|-----------|
| 168310-050-00-00 | | 100 | | | |
| Aluminium | Børstet, anodiseret | | | | |
| OUTDOOR | | | | | |
| 168310-025-00-18 | | 50 | ■ 457 - 463 | | L = 2,5 m |
| 168310-050-00-18 | | 100 | ■ 457 - 463 | | L = 5 m |



International Design Model Protection

Glas gelænder base

Hjørne, topmontering



MOD 8311

| Aluminium | Rå | ■ 457 - 463 | ■ | 1 |
|--------------|---------------------|-------------|---|---|
| 168311-00-00 | | | | |
| Aluminium | Børstet, anodiseret | | | |
| OUTDOOR | | | | |
| 168311-00-18 | | ■ 457 - 463 | | 1 |



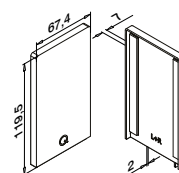
International Design Model Protection

Glas gelænder base

Endekapper, topmontering



Venstre / højre

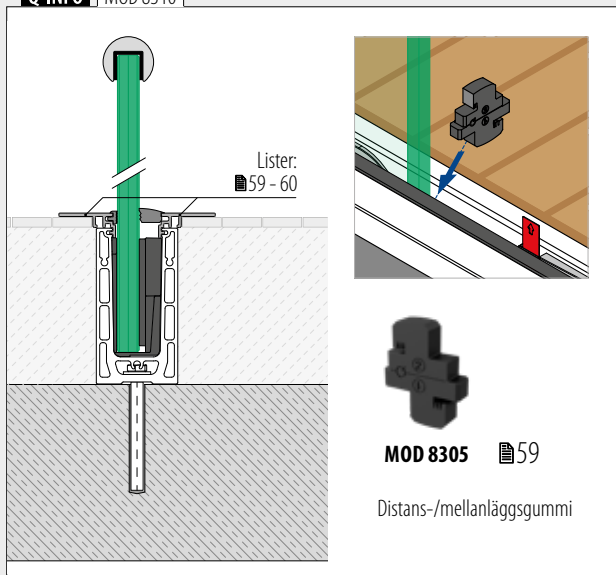


MOD 8312

| Aluminium | Rå | Tape | ■ | 1 |
|--------------|---------------------|----------------------|---|---|
| 168312-00-00 | | Færdigpakket | | |
| Aluminium | Børstet, anodiseret | | | |
| OUTDOOR | | | | |
| 168312-00-18 | | Klargjort på forhånd | | 1 |



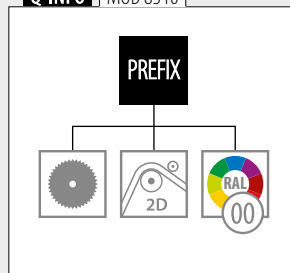
Q-INFO MOD 8310



MOD 8305 ■ 59

Distans-/mellanlagsgummi

Q-INFO MOD 8310

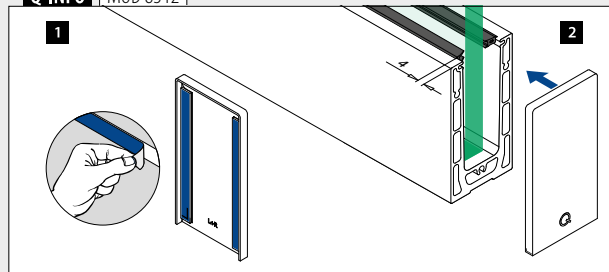


Q-INFO MOD 8310 / 8311



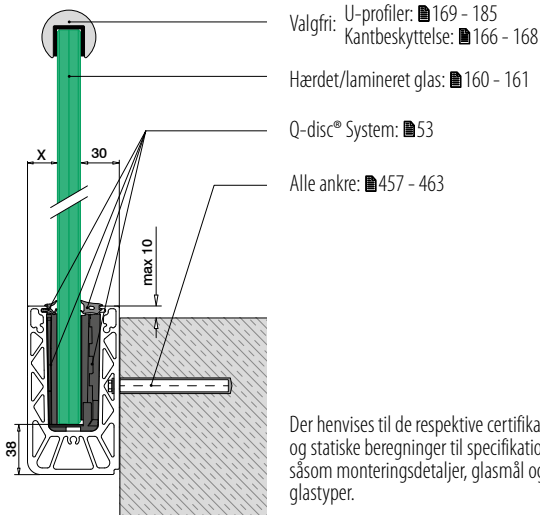
Ekstra forbindelsesstifter

Q-INFO MOD 8312

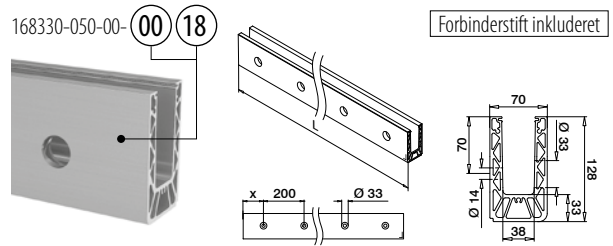


Glas geländer base

Bundprofil, sidemontering



Der henvises til de respektive certifikater og statiske beregninger til specifikationer såsom monteringsdetaljer, glasmål og glastyper.



MOD 8330

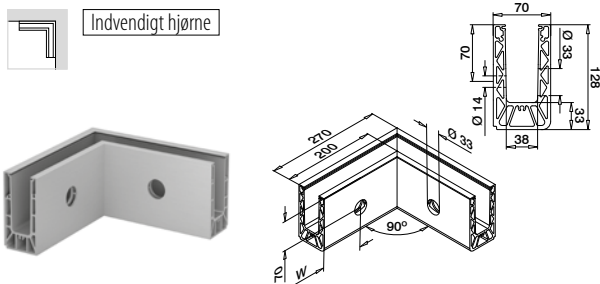
| Aluminium | Rå | X | 457 - 463 | L = 5 m |
|------------------|---------------------|---------|-----------|-----------|
| 168330-050-00-00 | | 100 | | |
| Aluminium | Børstet, anodiseret | OUTDOOR | | |
| 168330-025-00-18 | | 50 | 457 - 463 | L = 2,5 m |
| 168330-050-00-18 | | 100 | 457 - 463 | L = 5 m |



International Design Model Protection

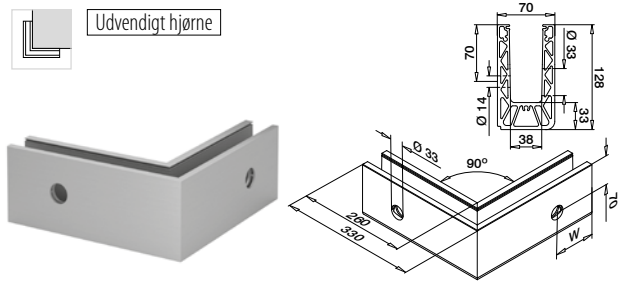
Glas geländer base

Hjørne, sidemontering



MOD 8331

| Aluminium | Rå | W | 457 - 463 | 1 |
|--------------|---------------------|---------|-----------|---|
| 168331-01-00 | | 100* | | |
| Aluminium | Børstet, anodiseret | OUTDOOR | | |
| 168331-01-18 | | 100* | 457 - 463 | 1 |



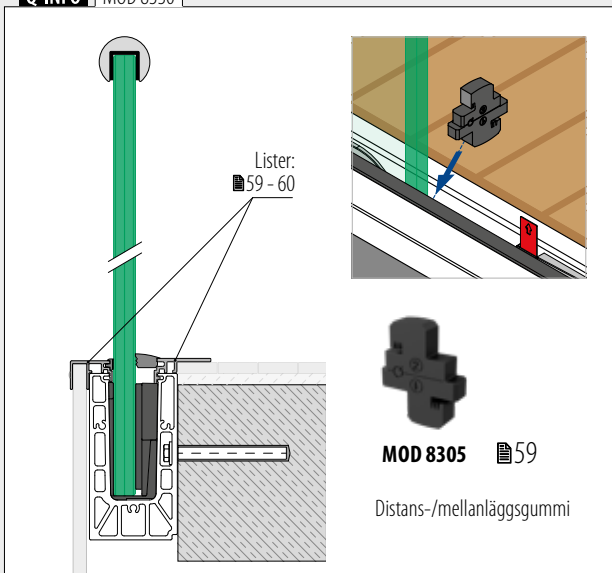
MOD 8331

| Aluminium | Rå | W | 457 - 463 | 1 |
|--------------|---------------------|---------|-----------|---|
| 168331-02-00 | | 100* | | |
| Aluminium | Børstet, anodiseret | OUTDOOR | | |
| 168331-02-18 | | 100* | 457 - 463 | 1 |

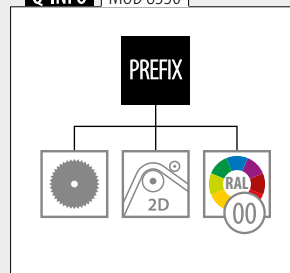


*Hulpositionen kan variere på grund af produktionsmetoden.


Q-INFO MOD 8330



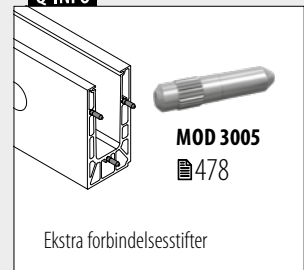
Q-INFO MOD 8330



Q-INFO Aluminium

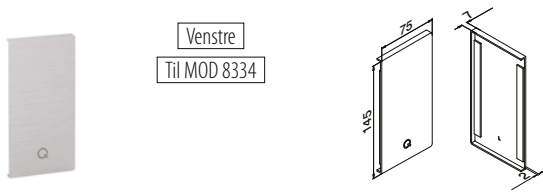


Q-INFO



Glas gelænder base

Endekapper, sidemontering

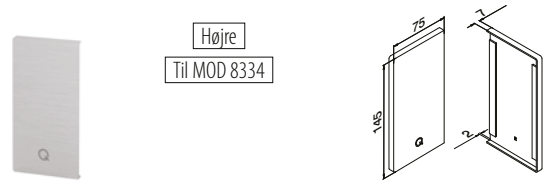


Venstre
Til MOD 8334

MOD 8332

| | | | |
|------------------|----------------------|-------------|---|
| Aluminium | Rå | | |
| | | Tape | |
| 168332-41-00 | Færdigpakket | | 1 |
| Aluminium | Børstet, anodiseret | | |
| OUTDOOR | | | |
| 168332-41-18 | Klargjort på forhånd | | 1 |

NEW

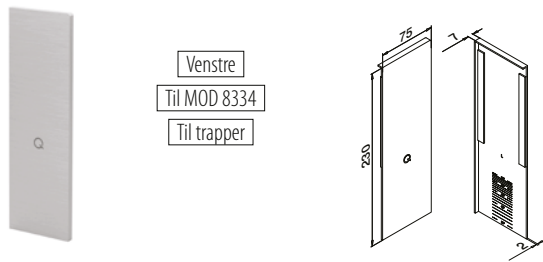


Højre
Til MOD 8334

MOD 8332

| | | | |
|------------------|----------------------|-------------|---|
| Aluminium | Rå | | |
| | | Tape | |
| 168332-42-00 | Færdigpakket | | 1 |
| Aluminium | Børstet, anodiseret | | |
| OUTDOOR | | | |
| 168332-42-18 | Klargjort på forhånd | | 1 |

NEW

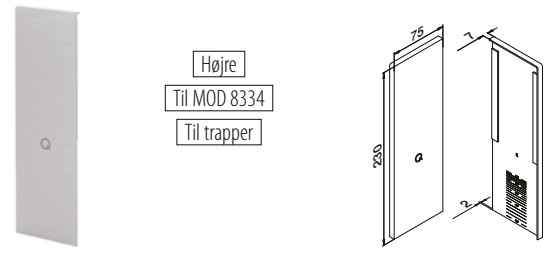


Venstre
Til MOD 8334
Til trapper

MOD 8333

| | | | |
|------------------|----------------------|-------------|---|
| Aluminium | Børstet, anodiseret | | |
| | | Tape | |
| 168333-41-18 | Klargjort på forhånd | | 1 |

NEW



Højre
Til MOD 8334
Til trapper

MOD 8333

| | | | |
|------------------|----------------------|-------------|---|
| Aluminium | Børstet, anodiseret | | |
| | | Tape | |
| 168333-42-18 | Klargjort på forhånd | | 1 |

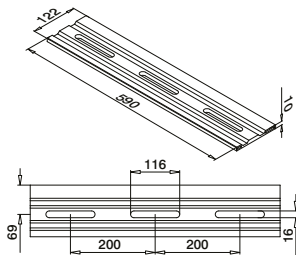
NEW



Glas gelænder base

Drænprofiler, sidemontering

4 stk. til 2,5 meter bundprofil
8 stk. til 5 meter bundprofil



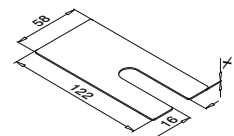
MOD 8337

| | | | |
|------------------|---------------------|----------------|---|
| Aluminium | Børstet, anodiseret | | |
| | | OUTDOOR | |
| 168337-18 | | | 4 |

NEW

Glas gelænder base

Justeringsplade, sidemontering

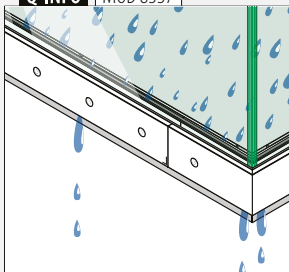


MOD 8336

| | | | |
|------------------|----|----------|-----|
| Aluminium | Rå | | |
| | | X | |
| 168336-001 | | 1 | 100 |
| 168336-002 | | 2 | 100 |
| 168336-003 | | 3 | 100 |

NEW

Q-INFO MOD 8337

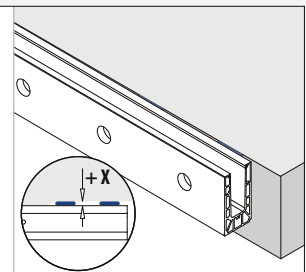
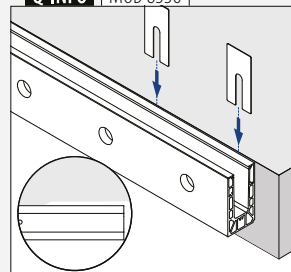


Samlevejledning:

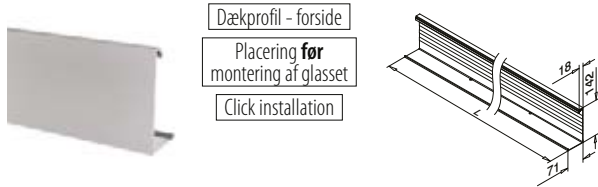


<https://q-ne.ws/SmartPlus23>

Q-INFO MOD 8336



Glas gelænder base
Dækprofil, sidemontering



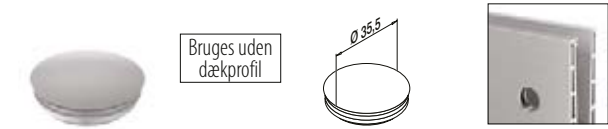
Dækprofil - forside
 Placering **før**
 montering af glasset
 Click installation

MOD 8334

| | | |
|------------------|---------------------|---------|
| Aluminium | Rå | |
| 168334-050-00 | | L = 5 m |
| Aluminium | Børstet, anodiseret | |
| OUTDOOR | | |
| 168334-050-18 | | L = 5 m |

NEW

Glas gelænder base
Blindprop, sidemontering



Bruges uden
 dækprofil

MOD 8238

| | | |
|----------------|------------------------|----|
| Plastik | Aluminiumsgrå RAL 9006 | |
| INDOOR | | |
| 158238-36 | | 10 |

Glas gelænder base
Glasstopper

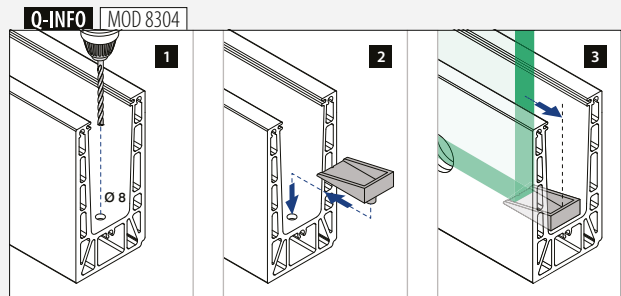
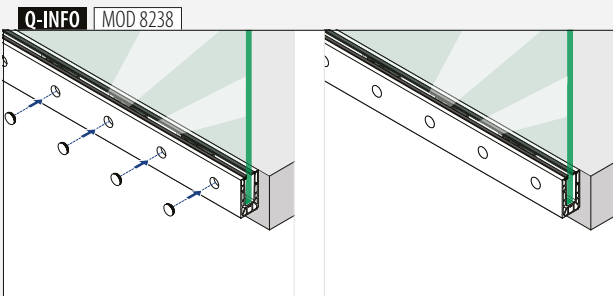
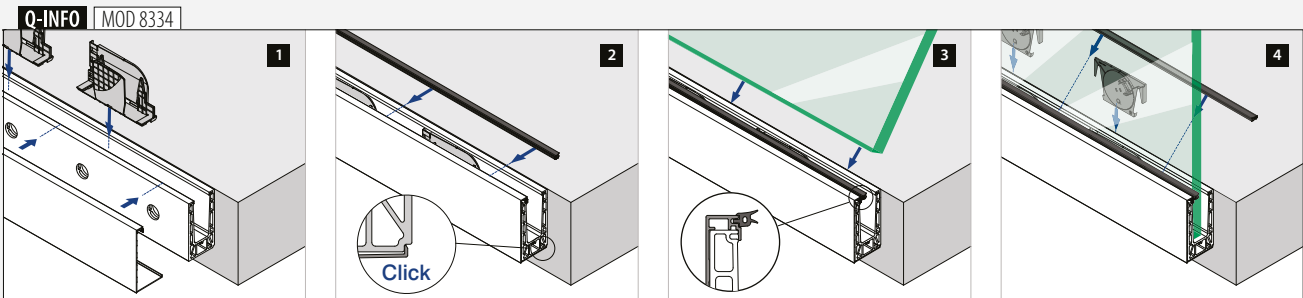

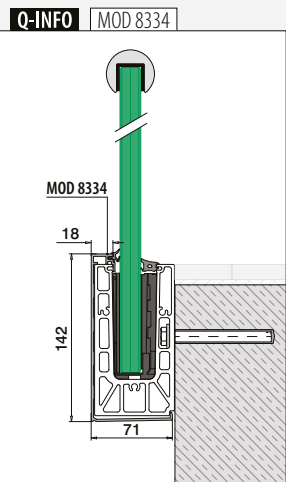


Til trapper

MOD 8304

| | |
|-----------------|---|
| Tilbehør | |
| 208304 | 1 |

NEW

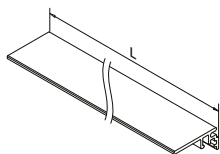
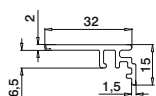





EASY GLASS® SMART+

Lister

Til alle Smart+ bundprofiler

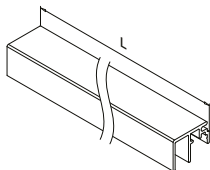
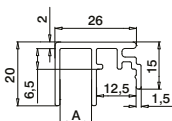



MOD 6973

| | | | |
|------------------|---------------------|---------|--|
| Aluminium | Rå | | |
| 166973-50-00 | | L = 5 m | |
| Aluminium | Børstet, anodiseret | | |
| OUTDOOR | | | |
| 166973-50-18 | | L = 5 m | |

PREFIX

Til Smart+ topprofiler

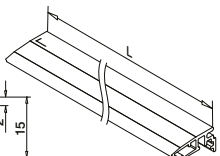
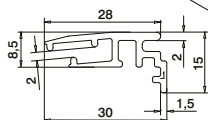



MOD 6972

| | | | |
|------------------|---------------------|---------|--|
| Aluminium | Rå | | |
| | A | | |
| 166972-010-50-00 | 10 | L = 5 m | |
| Aluminium | Børstet, anodiseret | | |
| OUTDOOR | | | |
| 166972-010-50-18 | 10 | L = 5 m | |

PREFIX

Til alle Smart+ bundprofiler



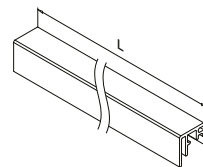
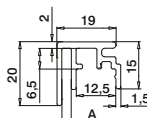
MOD 6979

| | | | |
|------------------|---------------------|---------|--|
| Aluminium | Rå | | |
| 166979-002-50-00 | | L = 5 m | |
| Aluminium | Børstet, anodiseret | | |
| OUTDOOR | | | |
| 166979-002-50-18 | | L = 5 m | |

NEW

PREFIX

Til Smart+ topprofiler

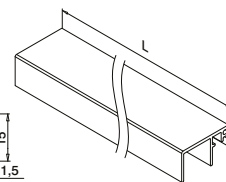
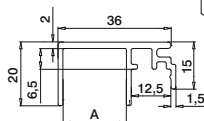



MOD 6972

| | | | |
|------------------|---------------------|---------|--|
| Aluminium | Rå | | |
| | A | | |
| 166972-003-50-00 | 3 | L = 5 m | |
| Aluminium | Børstet, anodiseret | | |
| OUTDOOR | | | |
| 166972-003-50-18 | 3 | L = 5 m | |

PREFIX

Til Smart+ topprofiler



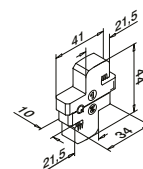
MOD 6972

| | | | |
|------------------|---------------------|---------|--|
| Aluminium | Rå | | |
| | A | | |
| 166972-020-50-00 | 20 | L = 5 m | |
| Aluminium | Børstet, anodiseret | | |
| OUTDOOR | | | |
| 166972-020-50-18 | 20 | L = 5 m | |

PREFIX

Glas gelænder base

Lister-/mellemlagsgummi



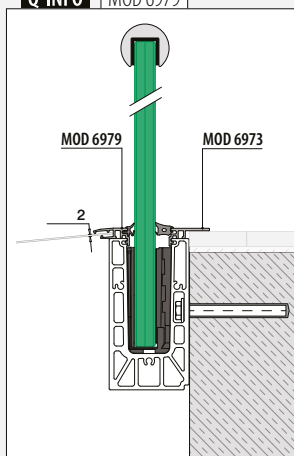
MOD 8305

| | | | |
|-----------------|--|---|--|
| Tilbehør | | | |
| 208305-010 | | 5 | |

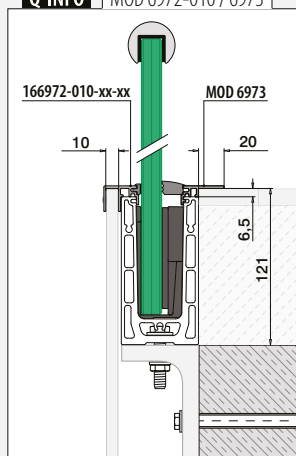
NEW



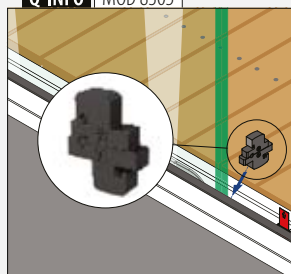
Q-INFO MOD 6979



Q-INFO MOD 6972-010 / 6973



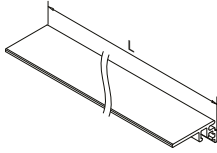
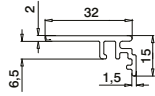

Q-INFO MOD 8305




Glas gelænder base

Lister

Til alle Smart+ bundprofiler

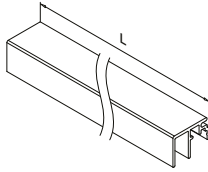
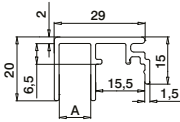


MOD 6973

| | | |
|------------------|---------------------|---|
| Aluminium | Rå |  |
| 166973-50-00 | | L = 5 m |
| Aluminium | Børstet, anodiseret | |
| OUTDOOR | | |
| 166973-50-18 | | L = 5 m |

PREFIX

Til Smart+ sideprofiler

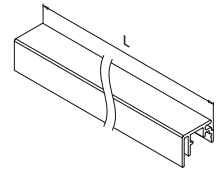
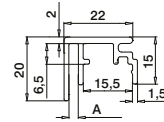


MOD 6970

| | | |
|------------------|---------------------|---|
| Aluminium | Rå |  |
| | A | |
| 166970-010-50-00 | 10 | L = 5 m |
| Aluminium | Børstet, anodiseret | |
| OUTDOOR | | |
| 166970-010-50-18 | 10 | L = 5 m |

PREFIX

Til Smart+ sideprofiler

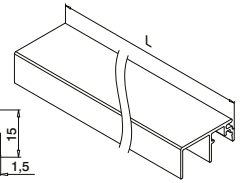
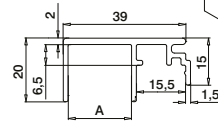


MOD 6970

| | | |
|------------------|---------------------|---|
| Aluminium | Rå |  |
| | A | |
| 166970-003-50-00 | 3 | L = 5 m |
| Aluminium | Børstet, anodiseret | |
| OUTDOOR | | |
| 166970-003-50-18 | 3 | L = 5 m |

PREFIX

Til Smart+ sideprofiler

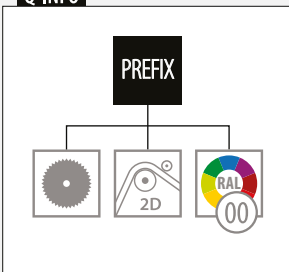


MOD 6970

| | | |
|------------------|---------------------|---|
| Aluminium | Rå |  |
| | A | |
| 166970-020-50-00 | 20 | L = 5 m |
| Aluminium | Børstet, anodiseret | |
| OUTDOOR | | |
| 166970-020-50-18 | 20 | L = 5 m |

PREFIX

Q-INFO



Q-INFO Aluminium



EASY GLASS® SMART+ **HIGH F + Y** BUNDPROFILER

COMING SOON

EASY GLASS® SMART+ **HIGH Y**

Sidemontering

- Til gulvniveauer ved høje etager på op til 180 mm.
- Der kræves ingen underkonstruktion til gulve ved høje etager.
- Justerbar højde: Gulvniveauer på 160–180 mm.
- Beklædning i hele profilhøjden giver frit udsyn.
- Kompatibel med trim og tilbehør fra vores Easy Glass Smart+ sortiment.
- Specielt velegnet til trapper; intet behov for udbygning med fladstål eller lignende.

EASY GLASS® SMART+ **HIGH F**

Topmontering

- Til gulvniveauer ved høje etager på op til 180 mm.
- Der kræves ingen underkonstruktion til gulve ved høje etager.
- Til indvendig og udvendig brug.
- Perfekt monteringsflade, standarddækningsstriber kan monteres senere.
- Kompatibel med trim og tilbehør fra vores Easy Glass Smart+ sortiment.



Designet til: Let til kraftig belastning
Brug: Indendørs og udendørs
Varianter: Top- og sidemontering
Anvendelse: Balkoner, gallerier, gangbroer, skilleelementer, trapper og franske balkoner

Materiale: Aluminium (børstet anodiseret, rå og pulverlakeret i RAL 9005 sort)

Glastykkelse: 16,76 - 25,52 mm

Find alle oplysninger om Easy Glass Prime online:



<https://q-ne.ws/Prime23>


EASY GLASS® PRIME



reddot winner 2020
innovative product

Sæt turbo på dine projekter

Når du leder efter et glasværn-system, der kan bruges med tykt glas, og du vil have mulighed for at justere glaspanelerne, er Easy Glass® Prime det rigtige valg. Bundprofilerne har det justerbare Q-disc®-system, som gør justering og fastgørelse af glasset ekstra nemt.




| Easy Glass® Prime | DK |
|------------------------------|-----|
| Max. linje belastning (kN/m) | 1,0 |

Der henvises til de respektive certifikater og statiske beregninger til specifikationer såsom monteringsdetaljer, glasmål og glastyper.

Internationalt testet/beregnet/certificeret:



- 1 Juster individuelle glaspaneler lodret op til 1,2°.
- 2 Den justerbare Q-disc giver dig direkte tilbagemeldinger i form af indikationspunkter og et bekræftende 'klik', når den er installeret korrekt.
- 3 Velegnet til glastykkelser på 16,76 - 25,52 mm.

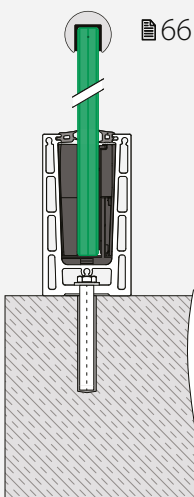


EASY GLASS® PRIME - VARIANTER

Prime

Topmontering

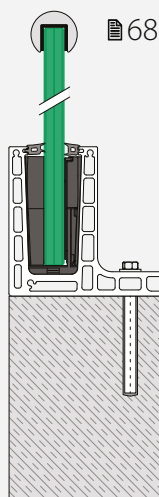
- Bundprofil med symmetrisk form



Prime F

Topmontering

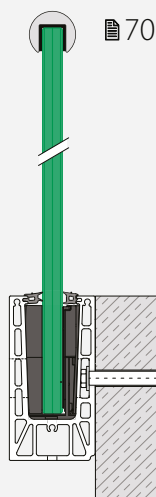
- Til rå gulve
- Kan installeres på eller uden for kanten af en overflade



Prime

Sidemontering

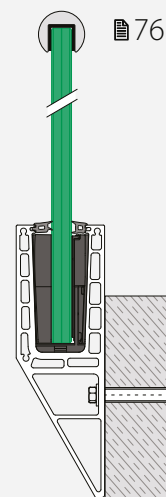
- Også til montering på indersiden af halvmure
- Dækprofiler til bundprofiler tilbydes



Prime Y

Sidemontering

- Til rå gulve
- Kan installeres på eller uden for kanten af en overflade
- Dækprofiler til bundprofiler tilbydes

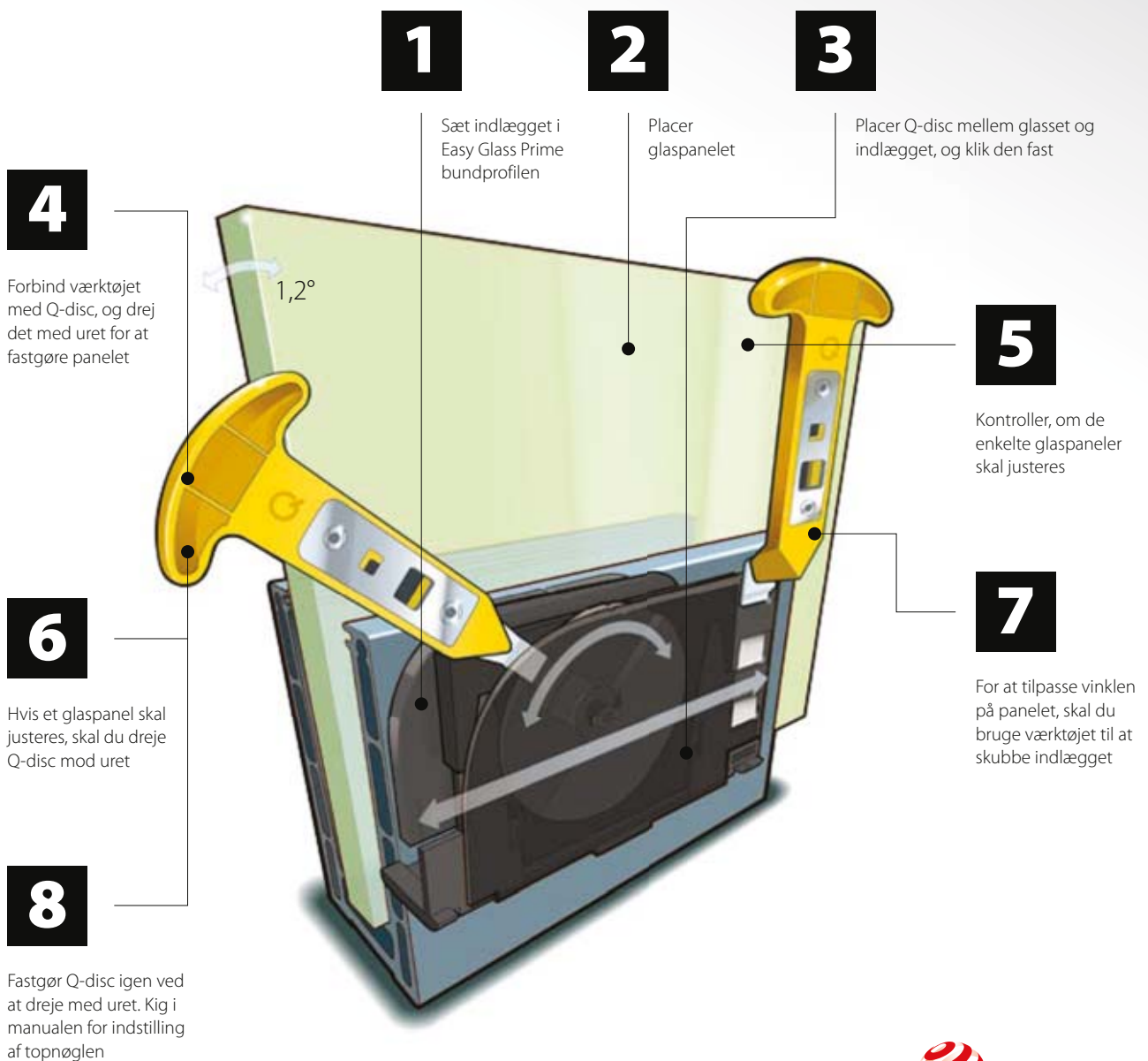




JUSTERBAR Q-DISC® SYSTEM

SKUB OG JUSTER!

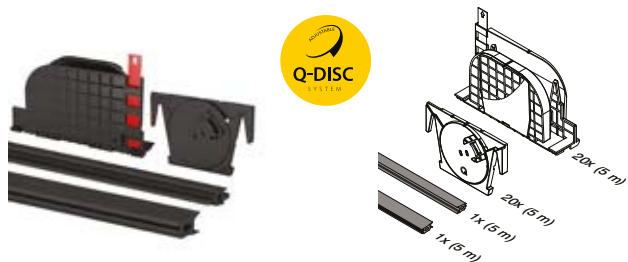
SÅDAN FUNGERER DET:



reddot winner 2020
innovative product

Q-disc® System (gummilister, indsats og Q-disc®)

Til justerbar fastgørelse af glas



MOD 8401

| Tilbehør | | |
|-----------------|----------|---------|
| Til hærdet glas | T | |
| 208401-050-19 | 19 | L = 5 m |

Til lamineret glas

| | | |
|---------------|-------|----------|
| 208401-050-17 | 16,76 | L = 5 m |
| 208401-050-18 | 17,52 | L = 5 m |
| 208401-050-21 | 20,76 | L = 5 m |
| 208401-050-22 | 21,52 | L = 5 m |
| 208401-050-24 | 24,76 | L = 5 m |
| 208401-050-26 | 25,52 | L = 5 m |
| | | |
| 208401-250-17 | 16,76 | L = 25 m |
| 208401-250-18 | 17,52 | L = 25 m |
| 208401-250-21 | 20,76 | L = 25 m |
| 208401-250-22 | 21,52 | L = 25 m |
| 208401-250-24 | 24,76 | L = 25 m |
| 208401-250-26 | 25,52 | L = 25 m |



International Design Model Protection

Tilbehør

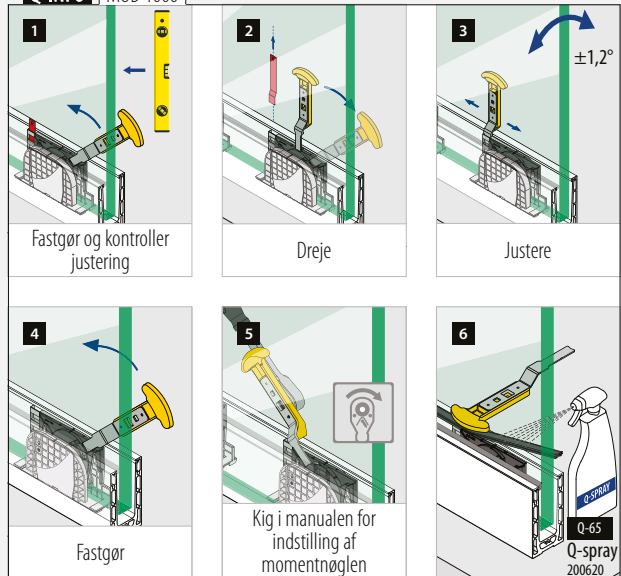
Q-disc® og indlægsværktøj



MOD 1000

| Tilbehør | | |
|----------|----------|---|
| | Q | |
| 201000 | Q-84 | 1 |

Q-INFO MOD 1000



Tilbehør

Enkelt gummiliste



MOD 8407

| Tilbehør | | |
|---------------|--|----------|
| 208407-250-00 | | L = 25 m |

NEW



MOD 8407

| Tilbehør | | |
|-----------------|----------|----------|
| Til hærdet glas | T | |
| 208407-250-19 | 19 | L = 25 m |

Til lamineret glas

| | | |
|---------------|-------|----------|
| 208407-250-17 | 16,76 | L = 25 m |
| 208407-250-18 | 17,52 | L = 25 m |
| 208407-250-21 | 20,76 | L = 25 m |
| 208407-250-22 | 21,52 | L = 25 m |
| 208407-250-24 | 24,76 | L = 25 m |
| 208407-250-26 | 25,52 | L = 25 m |

NEW

Tilbehør

Q-disc® sæt

Til justerbar fastgørelse af glas



MOD 8409

| Tilbehør | | |
|-----------------|----------|---|
| Til hærdet glas | T | |
| 208409-19 | 19 | 5 |

Til lamineret glas


| | | |
|-----------|-------|---|
| 208409-17 | 16,76 | 5 |
| 208409-18 | 17,52 | 5 |
| 208409-21 | 20,76 | 5 |
| 208409-22 | 21,52 | 5 |
| 208409-24 | 24,76 | 5 |
| 208409-26 | 25,52 | 5 |



Q-INFO

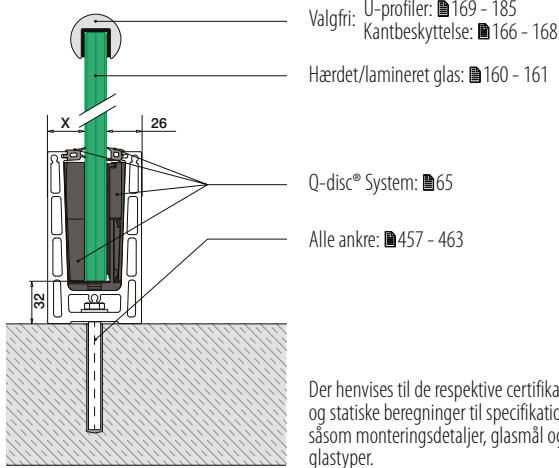
Glasguide

MOD 1002
480



Glas gælænder base

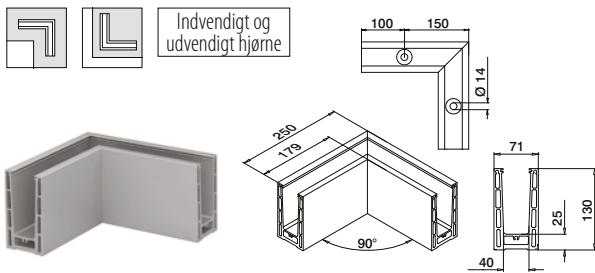
Bundprofil, topmontering



Der henvises til de respektive certifikater og statiske beregninger til specifikationer såsom monteringsdetaljer, glasmål og glastyper.

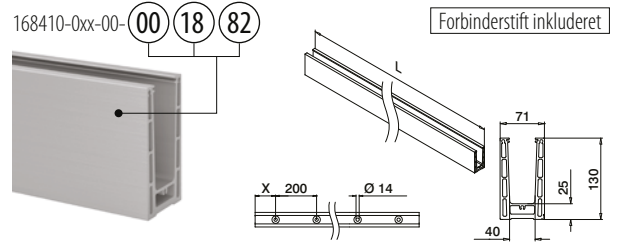
Glas gælænder base

Hjørne, topmontering



MOD 8411

| | | | |
|------------------|---------------------|-----------|---|
| Aluminium | Rå | | |
| 168411-00-00 | | 457 - 463 | 1 |
| Aluminium | Børstet, anodiseret | | |
| OUTDOOR | | | |
| 168411-00-18 | | 457 - 463 | 1 |
| Aluminium | Black Line | | |
| OUTDOOR | | | |
| NEW | 168411-00-82 | 457 - 463 | 1 |

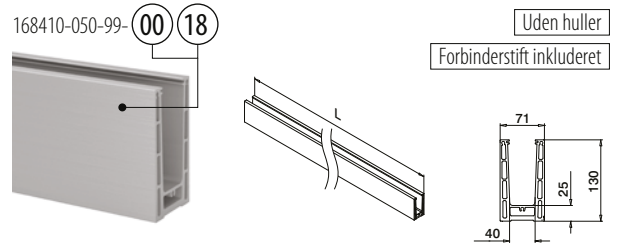


MOD 8410

| | | | |
|------------------|---------------------|-----------|-----------|
| Aluminium | Rå | | |
| X | | | |
| 168410-050-00-00 | 100 | 457 - 463 | L = 5 m |
| Aluminium | Børstet, anodiseret | | |
| OUTDOOR | | | |
| 168410-025-00-18 | 50 | 457 - 463 | L = 2,5 m |
| 168410-050-00-18 | 100 | 457 - 463 | L = 5 m |
| Aluminium | Black Line | | |
| OUTDOOR | | | |
| NEW | 168410-050-00-82 | 457 - 463 | L = 5 m |



International Design Model Protection



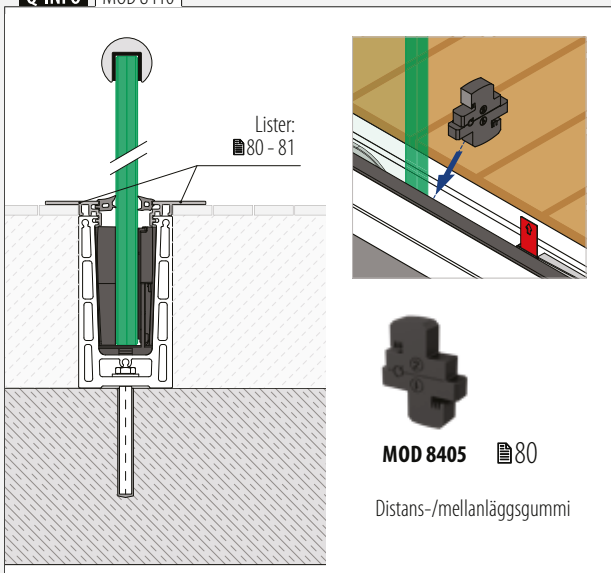
MOD 8410

| | | |
|------------------|---------------------|---------|
| Aluminium | Rå | |
| 168410-050-99-00 | | L = 5 m |
| Aluminium | Børstet, anodiseret | |
| OUTDOOR | | |
| 168410-050-99-18 | | L = 5 m |

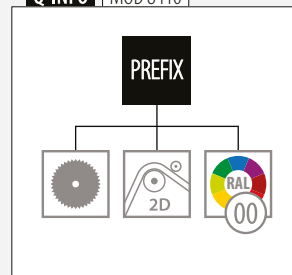


International Design Model Protection

Q-INFO MOD 8410




Q-INFO MOD 8410



Q-INFO

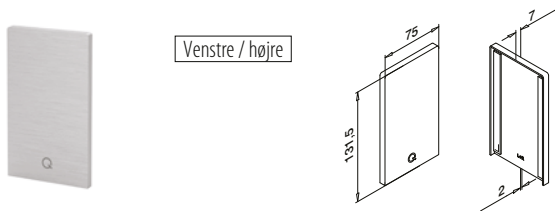


Q-INFO Aluminium



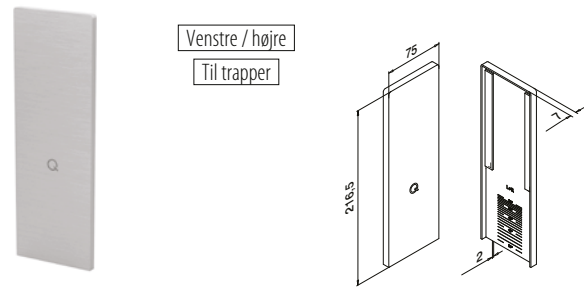
Glas gelænder base

Endekapper, topmontering



MOD 8412

| Aluminium | Rå | Tape | |
|-------------------------|----------------------|---------|---|
| 168412-00-00 | Færdigpakket | | 1 |
| Aluminium | Børstet, anodiseret | OUTDOOR | |
| 168412-00-18 | Klargjort på forhånd | | 1 |
| Aluminium | Black Line | OUTDOOR | |
| NEW 168412-00-82 | Klargjort på forhånd | | 1 |



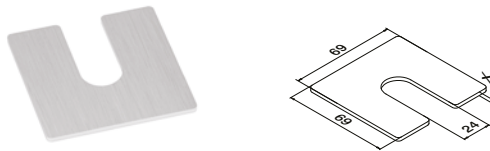
MOD 8413

| Aluminium | Rå | Tape | |
|--------------|----------------------|---------|---|
| 168413-00-00 | Færdigpakket | | 1 |
| Aluminium | Børstet, anodiseret | OUTDOOR | |
| 168413-00-18 | Klargjort på forhånd | | 1 |



Glas gelænder base

Justeringsplade, topmontering



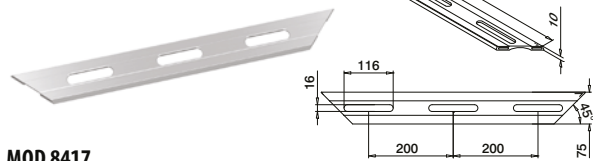
MOD 8416

| Aluminium | Rå | X | |
|------------|----|---|-----|
| 168416-001 | | 1 | 100 |
| 168416-002 | | 2 | 100 |
| 168416-003 | | 3 | 100 |

Glas gelænder base

Drænprofiler, topmontering

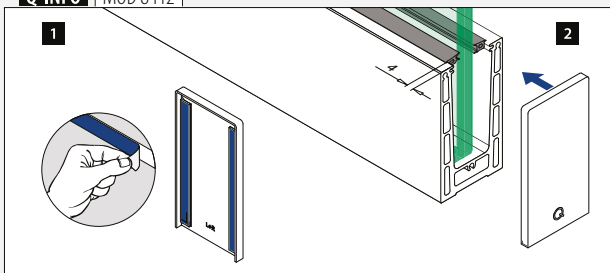
4 stk. til 2,5 meter bundprofil
8 stk. til 5 meter bundprofil



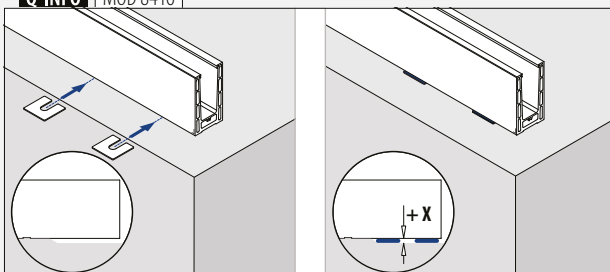
MOD 8417

| Aluminium | Børstet, anodiseret | OUTDOOR | |
|-----------|---------------------|---------|---|
| 168417-18 | | | 4 |

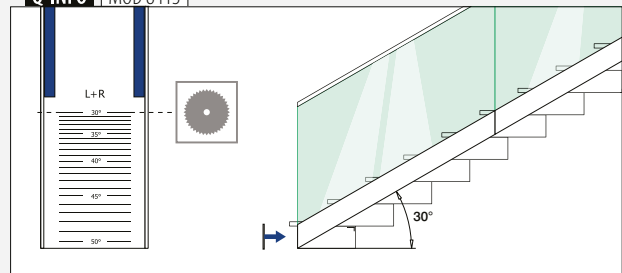
Q-INFO MOD 8412



Q-INFO MOD 8416



Q-INFO MOD 8413



Q-INFO MOD 8417



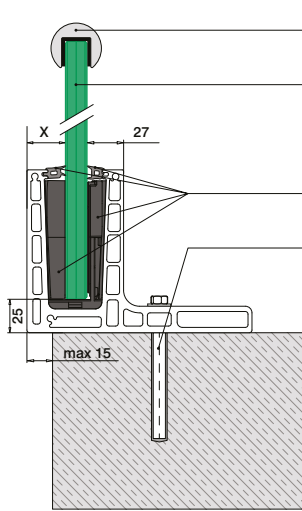
Samlevejledning:



<https://q-ne.ws/Prime23>

Glas gelænder base

Bundprofil, topmontering



Valgfri: U-profiler: ■ 169 - 185
Kantbeskyttelse: ■ 166 - 168

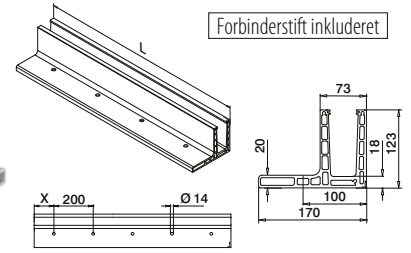

Hærdet/lamineret glas: ■ 160 - 161

Q-disc® System: ■ 65

Alle ankre: ■ 457 - 463

Der henvises til de respektive certifikater og statiske beregninger til specifikationer såsom monteringsdetaljer, glasmål og glastyper.

168420-0xx-00-00 18



MOD 8420

Aluminium Rå

| | X | | |
|------------------|-----|-------------|---------|
| 168420-050-00-00 | 100 | ■ 457 - 463 | L = 5 m |

Aluminium Børstet, anodiseret

OUTDOOR

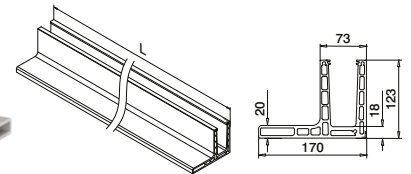

| | | | |
|------------------|-----|-------------|-----------|
| 168420-025-00-18 | 50 | ■ 457 - 463 | L = 2,5 m |
| 168420-050-00-18 | 100 | ■ 457 - 463 | L = 5 m |



International Design Model Protection

Uden huller

Forbinderstift inkluderet



MOD 8420

Aluminium Børstet, anodiseret

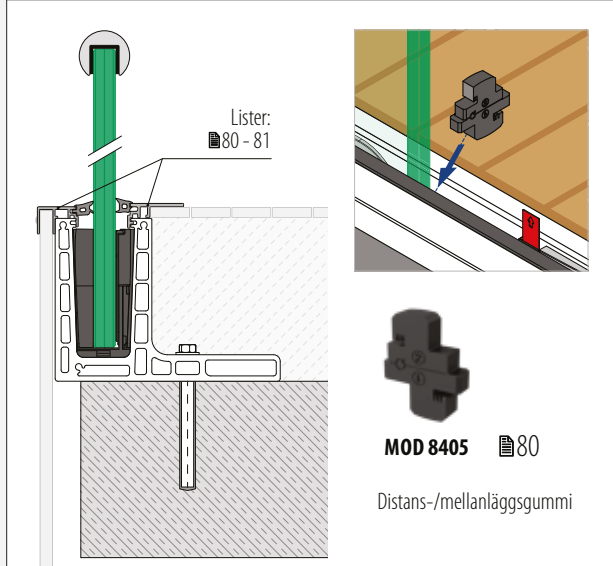
OUTDOOR

| | | | |
|------------------|--|--|---------|
| 168420-050-99-18 | | | L = 5 m |
|------------------|--|--|---------|



International Design Model Protection

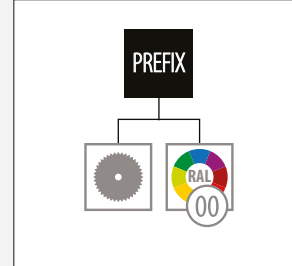
Q-INFO



MOD 8405 ■ 80

Distans-/mellanlagsgummi

Q-INFO



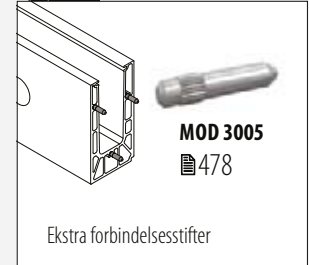
Q-INFO Aluminium



Rå

Børstet, anodiseret

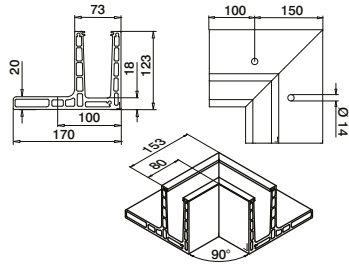
Q-INFO



Ekstra forbindelsesstifter

Glas gelænder base

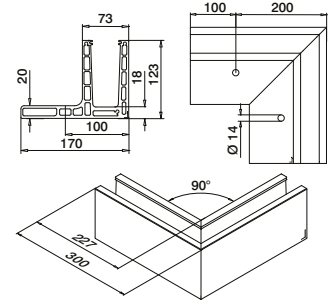
Hjørne, topmontering



MOD 8421

Aluminium Børstet, anodiseret
OUTDOOR

| | | |
|--------------|-----------|---|
| 168421-01-18 | 457 - 463 | 1 |
|--------------|-----------|---|



MOD 8421

Aluminium Børstet, anodiseret
OUTDOOR

| | | |
|--------------|-----------|---|
| 168421-02-18 | 457 - 463 | 1 |
|--------------|-----------|---|

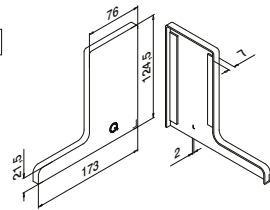


Glas gelænder base

Endekapper, topmontering



Venstre



MOD 8422

Aluminium Rå

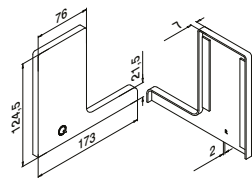
| | | | |
|--------------|------|--------------|---|
| 168422-01-00 | Tape | Færdigpakket | 1 |
|--------------|------|--------------|---|

Aluminium Børstet, anodiseret
OUTDOOR

| | | |
|--------------|----------------------|---|
| 168422-01-18 | Klargjort på forhånd | 1 |
|--------------|----------------------|---|



Højre



MOD 8422

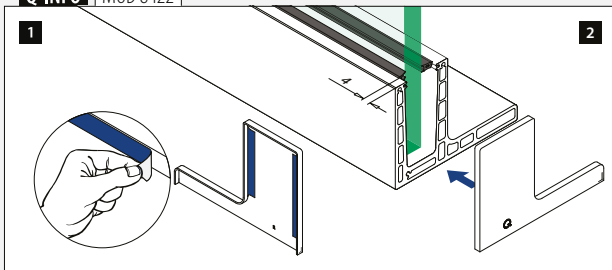
Aluminium Rå

| | | | |
|--------------|------|--------------|---|
| 168422-02-00 | Tape | Færdigpakket | 1 |
|--------------|------|--------------|---|

Aluminium Børstet, anodiseret
OUTDOOR

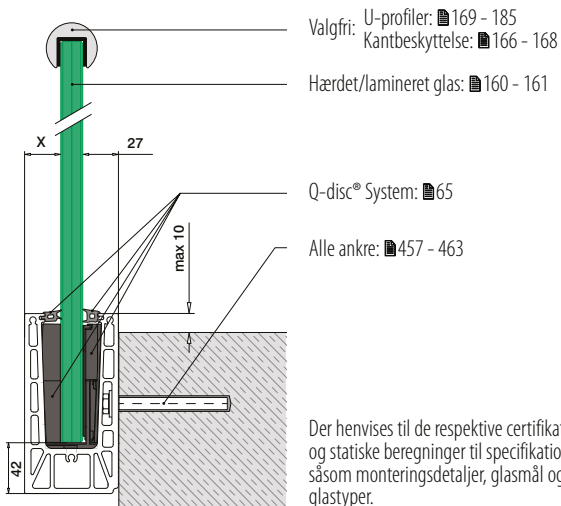
| | | |
|--------------|----------------------|---|
| 168422-02-18 | Klargjort på forhånd | 1 |
|--------------|----------------------|---|

Q-INFO MOD 8422

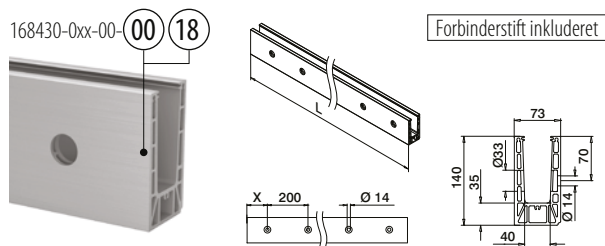


Glas gelænder base

Bundprofil, sidemontering



Der henvises til de respektive certifikater og statiske beregninger til specifikationer såsom monteringsdetaljer, glasmål og glastyper.



MOD 8430

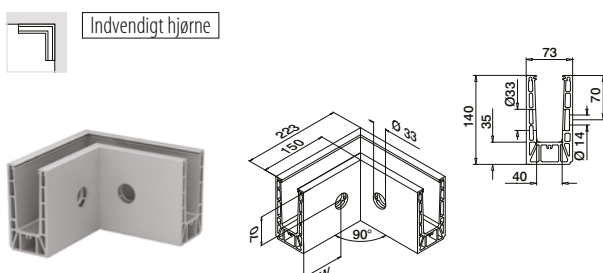
| Aluminium | Rå | X | 457 - 463 | L = 5 m |
|------------------|---------------------|-----|-----------|-----------|
| 168430-050-00-00 | | 100 | | |
| Aluminium | Børstet, anodiseret | | | |
| OUTDOOR | | | | |
| 168430-025-00-18 | | 50 | | L = 2,5 m |
| 168430-050-00-18 | | 100 | | L = 5 m |



International Design Model Protection

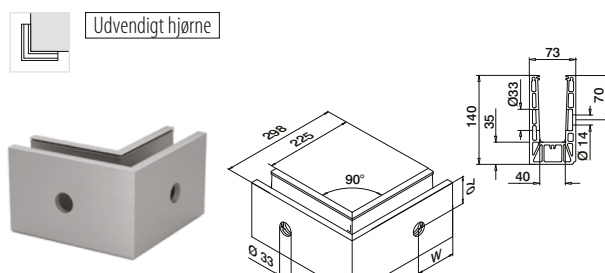
Glas gelænder base

Hjørne, sidemontering



MOD 8431

| Aluminium | Rå | W | 457 - 463 | 1 |
|--------------|---------------------|------|-----------|---|
| 168431-01-00 | | 100* | | |
| Aluminium | Børstet, anodiseret | | | |
| OUTDOOR | | | | |
| 168431-01-18 | | 100* | | 1 |



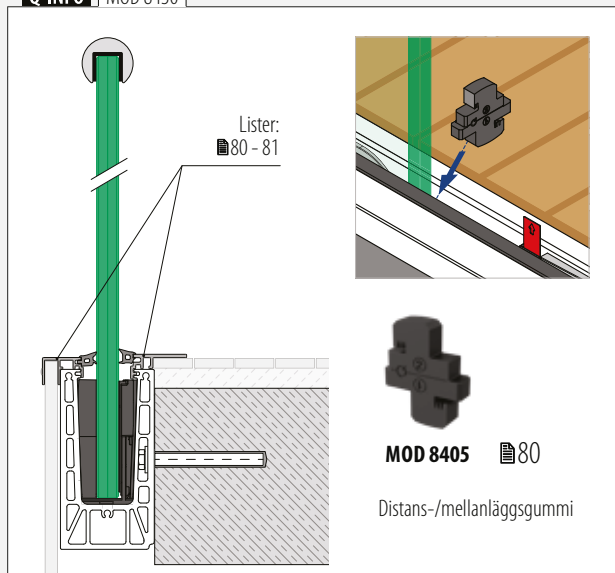
MOD 8431

| Aluminium | Rå | W | 457 - 463 | 1 |
|--------------|---------------------|------|-----------|---|
| 168431-02-00 | | 100* | | |
| Aluminium | Børstet, anodiseret | | | |
| OUTDOOR | | | | |
| 168431-02-18 | | 100* | | 1 |

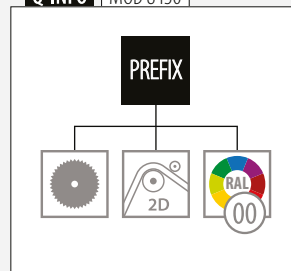


*Hulpositionen kan variere på grund af produktionsmetoden.

Q-INFO MOD 8430



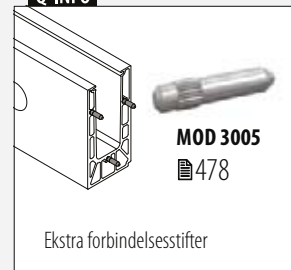
Q-INFO MOD 8430



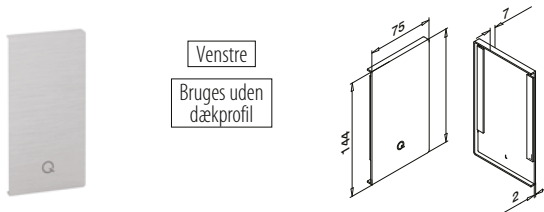
Q-INFO Aluminium



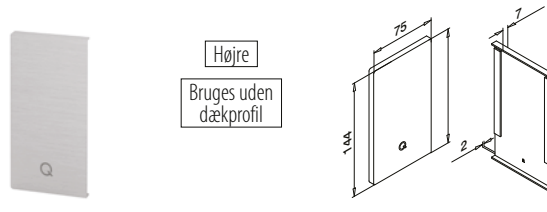
Q-INFO



Endekapper, sidemontering



Venstre
Bruges uden
dækprofil



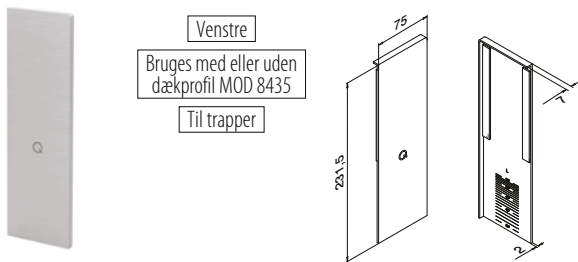
Højre
Bruges uden
dækprofil

MOD 8432

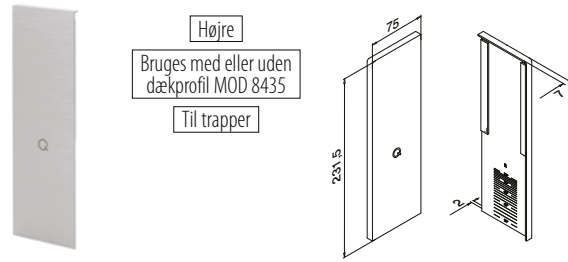
| | | | |
|------------------|----------------------|--|---|
| Aluminium | Rå | | |
| | Tape | | |
| 168432-01-00 | Færdigpakket | | 1 |
| Aluminium | Børstet, anodiseret | | |
| OUTDOOR | | | |
| 168432-01-18 | Klargjort på forhånd | | 1 |

MOD 8432

| | | | |
|------------------|----------------------|--|---|
| Aluminium | Rå | | |
| | Tape | | |
| 168432-02-00 | Færdigpakket | | 1 |
| Aluminium | Børstet, anodiseret | | |
| OUTDOOR | | | |
| 168432-02-18 | Klargjort på forhånd | | 1 |



Venstre
Bruges med eller uden
dækprofil MOD 8435
Til trapper



Højre
Bruges med eller uden
dækprofil MOD 8435
Til trapper

MOD 8433

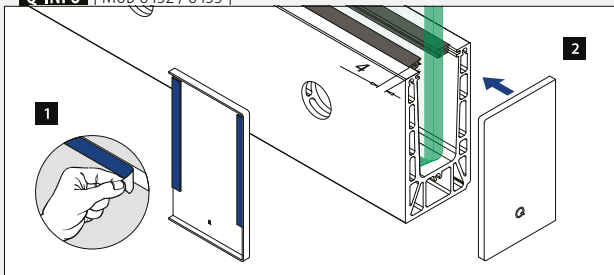
| | | | |
|------------------|----------------------|--|---|
| Aluminium | Rå | | |
| | Tape | | |
| 168433-01-00 | Færdigpakket | | 1 |
| Aluminium | Børstet, anodiseret | | |
| OUTDOOR | | | |
| 168433-01-18 | Klargjort på forhånd | | 1 |

MOD 8433

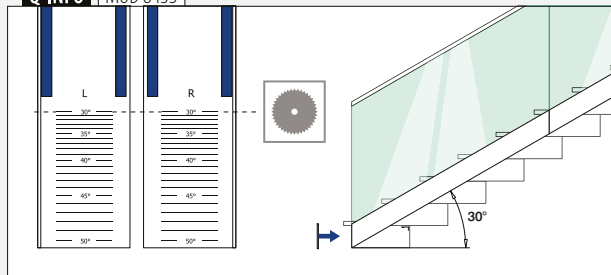
| | | | |
|------------------|----------------------|--|---|
| Aluminium | Rå | | |
| | Tape | | |
| 168433-02-00 | Færdigpakket | | 1 |
| Aluminium | Børstet, anodiseret | | |
| OUTDOOR | | | |
| 168433-02-18 | Klargjort på forhånd | | 1 |



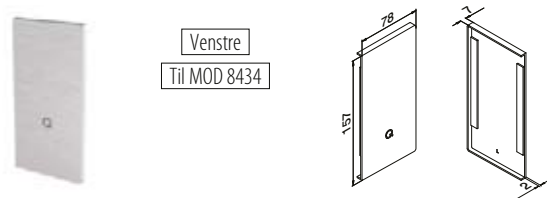
Q-INFO | MOD 8432 / 8433



Q-INFO | MOD 8433



Endekapper, sidemontering



Venstre
Til MOD 8434

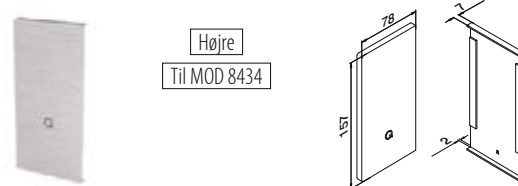
MOD 8432**Aluminium** Rå**Tape**

168432-41-00 Færdigpakket 1

Aluminium Børstet, anodiseret**OUTDOOR**

168432-41-18 Klargjort på forhånd 1

NEW



Højre
Til MOD 8434

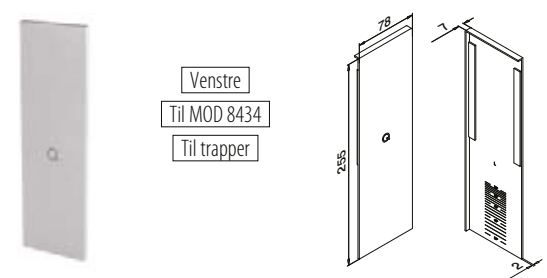
MOD 8432**Aluminium** Rå**Tape**

168432-42-00 Færdigpakket 1

Aluminium Børstet, anodiseret**OUTDOOR**

168432-42-18 Klargjort på forhånd 1

NEW

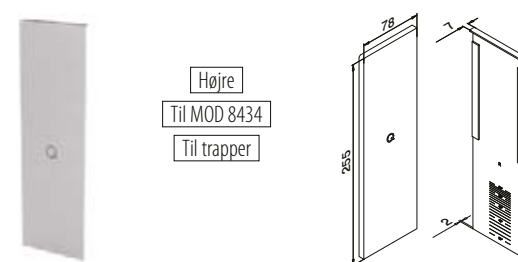


Venstre
Til MOD 8434
Til trapper

MOD 8433**Aluminium** Børstet, anodiseret**OUTDOOR****Tape**

168433-41-18 Klargjort på forhånd 1

NEW



Højre
Til MOD 8434
Til trapper


MOD 8433**Aluminium** Børstet, anodiseret**OUTDOOR****Tape**

168433-42-18 Klargjort på forhånd 1

NEW

**Q-INFO** Aluminium

00



Rå

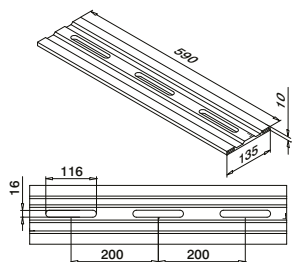
18

Børstet,
anodiseret

Glas gelænder base

Drænprofiler, sidemontering

4 stk. til 2,5 meter bundprofil
8 stk. til 5 meter bundprofil



MOD 8437

Aluminium Børstet, anodiseret
OUTDOOR

168437-18



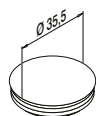
4

Glas gelænder base

Blindprop, sidemontering



Bruges uden
dækprofil



MOD 8238

Plastik Aluminiumsgrå RAL 9006
INDOOR

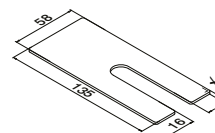
158238-36



10

Glas gelænder base

Justeringsplade, sidemontering



MOD 8436

Aluminium Rå

| | X | |
|------------|----------|-----|
| 168436-001 | 1 | 100 |
| 168436-002 | 2 | 100 |
| 168436-003 | 3 | 100 |

Glas gelænder base

Glasstopper



Til trapper

MOD 8404

Tilbehør

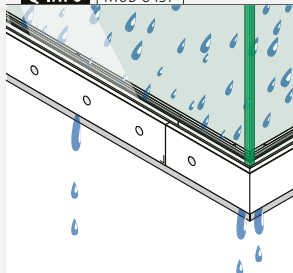
208404



1

NEW

Q-INFO MOD 8437

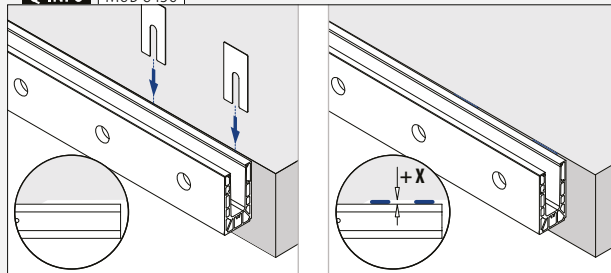


Samlevej-
ledning:

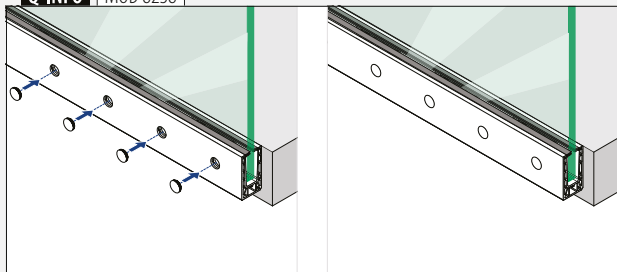


[https://q-ne.ws/
Prime23](https://q-ne.ws/Prime23)

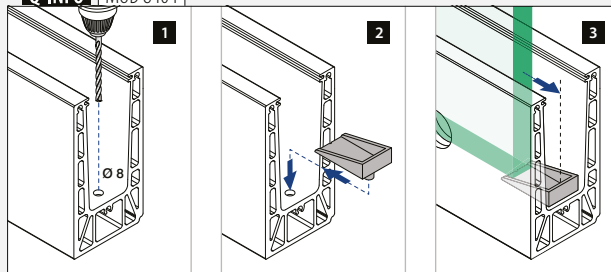
Q-INFO MOD 8436



Q-INFO MOD 8238



Q-INFO MOD 8404



Glas gelænder base

Dækprofil, sidemontering



MOD 8435

| | | | |
|-------------------------------|----------------------|----------------|--|
| Aluminium | Rå | | |
| | | Tape | |
| SELL OUT 168435-050-00 | Ikke inkluderet* | L = 5 m | |
| Aluminium | Børstet, anodiseret | | |
| | | OUTDOOR | |
| SELL OUT 168435-050-18 | Klargjort på forhånd | L = 5 m | |



*Bestill MOD 1360 (tape)



MOD 8434

| | | | |
|------------------|---------------------|----------------|--|
| Aluminium | Rå | | |
| | | Tape | |
| 168434-050-00 | | L = 5 m | |
| Aluminium | Børstet, anodiseret | | |
| | | OUTDOOR | |
| 168434-050-18 | | L = 5 m | |



Tilbehør

Dobbeltklæbende tape



MOD 1360

| | | | | |
|-----------------|----------|----------|---------------------------|---|
| Tilbehør | | | | |
| | Q | W | L | |
| 201360 | Q-53 | 9 | 33 m (til 11 m dækprofil) | 1 |

Q-INFO MOD 8435-050-00 / 1360

Samvejledning:

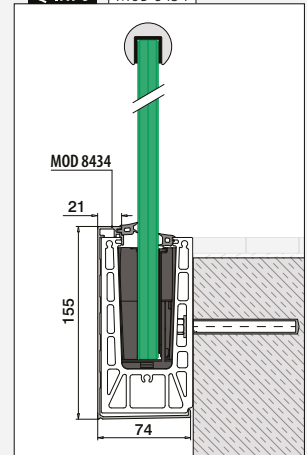
<https://q-ne.ws/Prime23>

Q-INFO Aluminium

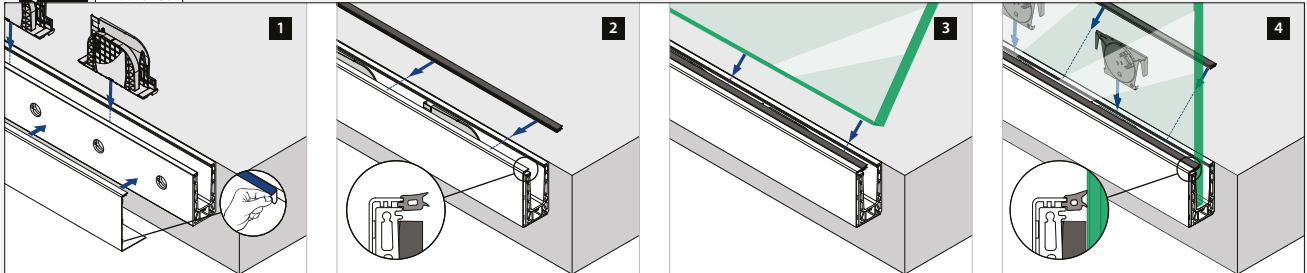
Rå Børstet, anodiseret

SELL OUT Kun så længe lager haves.

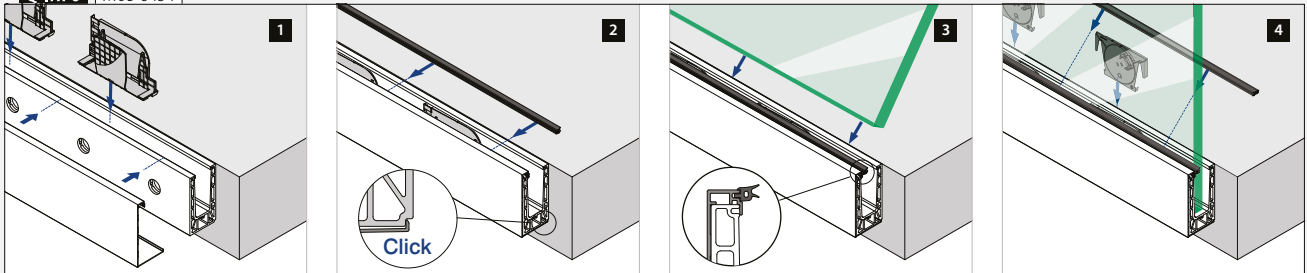
Q-INFO MOD 8434



Q-INFO MOD 8435



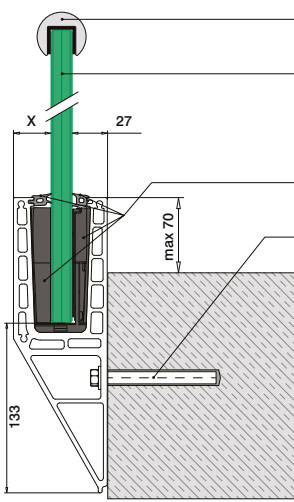
Q-INFO MOD 8434





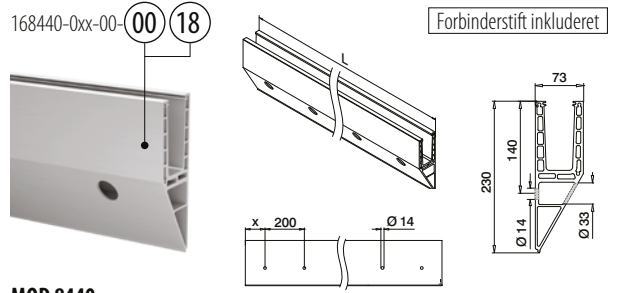
Glas gelænder base

Bundprofil, sidemontering



- Valgfri: U-profiler: █169 - 185
Kantbeskyttelse: █166 - 168
- Hærdet/lamineret glas: █160 - 161
- Q-disc® System: █65
- Alle ankre: █457 - 463

Der henvises til de respektive certifikater og statiske beregninger til specifikationer såsom monteringsdetaljer, glasmål og glastyper.



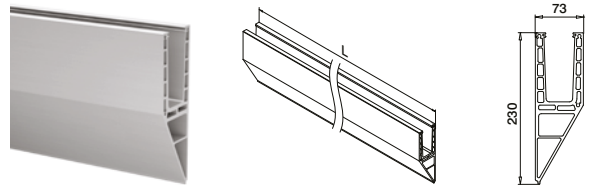
MOD 8440

| | | | |
|--------------------------------------|----------|------------|-----------|
| Aluminium Rå | X | | |
| 168440-050-00-00 | 100 | █457 - 463 | L = 5 m |
| Aluminium Børstet, anodiseret | | | |
| OUTDOOR | | | |
| 168440-025-00-18 | 50 | █457 - 463 | L = 2,5 m |
| 168440-050-00-18 | 100 | █457 - 463 | L = 5 m |



International Design Model Protection

Uden huller
Forbinderstift inkluderet



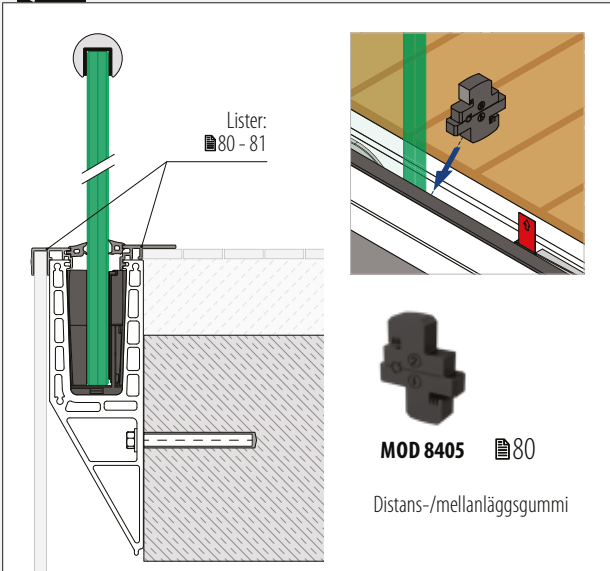
MOD 8440

| | | |
|--------------------------------------|--|---------|
| Aluminium Børstet, anodiseret | | |
| OUTDOOR | | |
| 168440-050-99-18 | | L = 5 m |

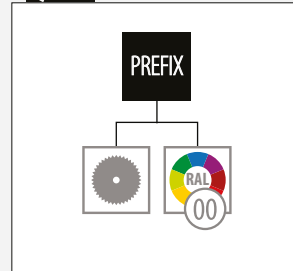


International Design Model Protection


Q-INFO



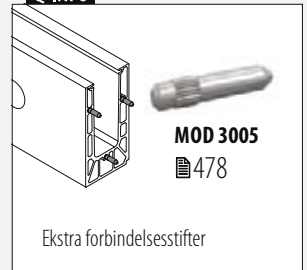
Q-INFO



Q-INFO Aluminium

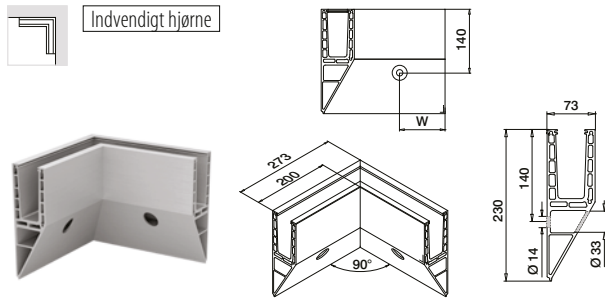


Q-INFO



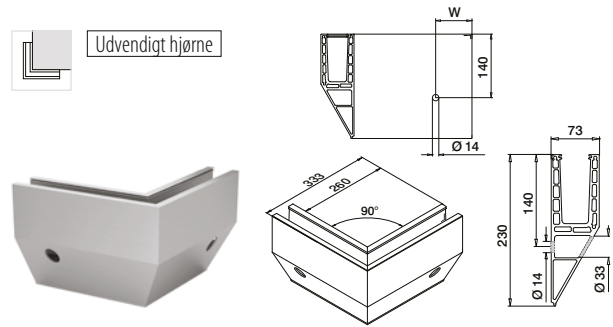
Glas gelænder base

Hjørne, sidemontering



MOD 8441

| | | | |
|------------------|---------------------|-----------|---|
| Aluminium | Børstet, anodiseret | | |
| OUTDOOR | W | | |
| 168441-01-18 | 100* | 457 - 463 | 1 |



MOD 8441

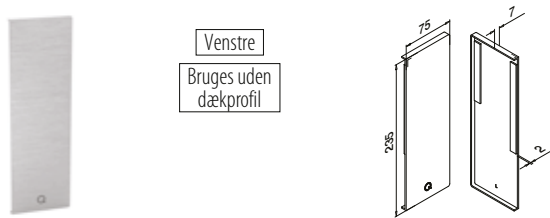
| | | | |
|------------------|---------------------|-----------|---|
| Aluminium | Børstet, anodiseret | | |
| OUTDOOR | W | | |
| 168441-02-18 | 100* | 457 - 463 | 1 |



*Hulpositionen kan variere på grund af produktionsmetoden.

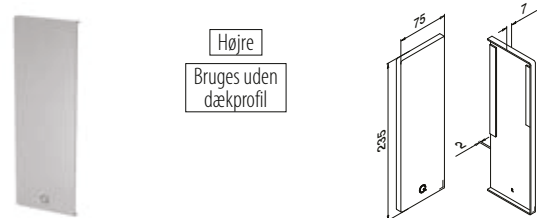
Glas gelænder base

Endekapper, sidemontering



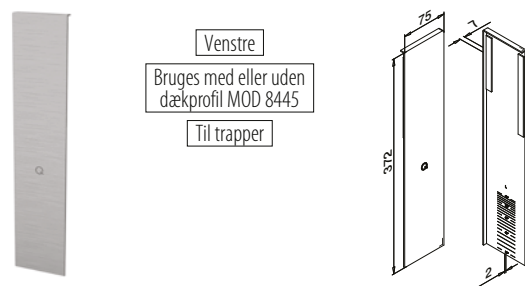
MOD 8442

| | | | |
|------------------|----------------------|--|---|
| Aluminium | Rå | | |
| Tape | | | |
| 168442-01-00 | Færdigpakket | | 1 |
| Aluminium | Børstet, anodiseret | | |
| OUTDOOR | | | |
| 168442-01-18 | Klargjort på forhånd | | 1 |



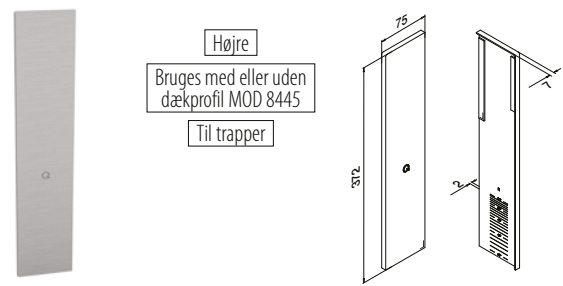
MOD 8442

| | | | |
|------------------|----------------------|--|---|
| Aluminium | Rå | | |
| Tape | | | |
| 168442-02-00 | Færdigpakket | | 1 |
| Aluminium | Børstet, anodiseret | | |
| OUTDOOR | | | |
| 168442-02-18 | Klargjort på forhånd | | 1 |



MOD 8443

| | | | |
|------------------|----------------------|--|---|
| Aluminium | Børstet, anodiseret | | |
| OUTDOOR | Tape | | |
| 168443-01-18 | Klargjort på forhånd | | 1 |

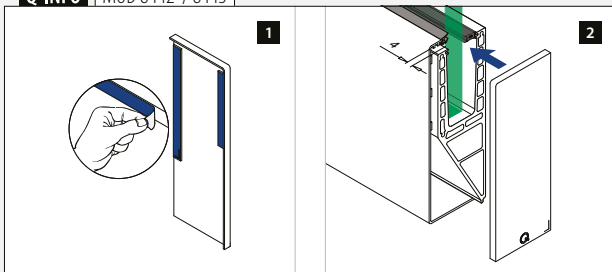


MOD 8443

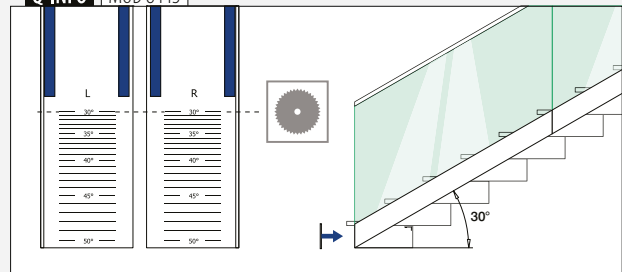
| | | | |
|------------------|----------------------|--|---|
| Aluminium | Børstet, anodiseret | | |
| OUTDOOR | Tape | | |
| 168443-02-18 | Klargjort på forhånd | | 1 |



Q-INFO | MOD 8442 / 8443

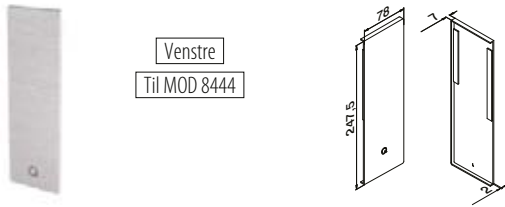


Q-INFO | MOD 8443



Glas gælænder base

Endekapper, sidemontering

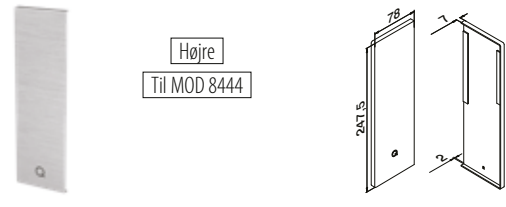


Venstre
Til MOD 8444

MOD 8442

| | | | |
|------------------|---------------------|----------------------|---|
| Aluminium | Rå | Tape | |
| 168442-41-00 | | Færdigpakket | 1 |
| Aluminium | Børstet, anodiseret | | |
| OUTDOOR | | | |
| 168442-41-18 | | Klargjort på forhånd | 1 |

NEW

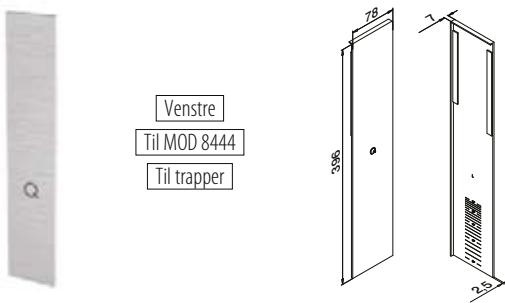


Højre
Til MOD 8444

MOD 8442

| | | | |
|------------------|---------------------|----------------------|---|
| Aluminium | Rå | Tape | |
| 168442-42-00 | | Færdigpakket | 1 |
| Aluminium | Børstet, anodiseret | | |
| OUTDOOR | | | |
| 168442-42-18 | | Klargjort på forhånd | 1 |

NEW

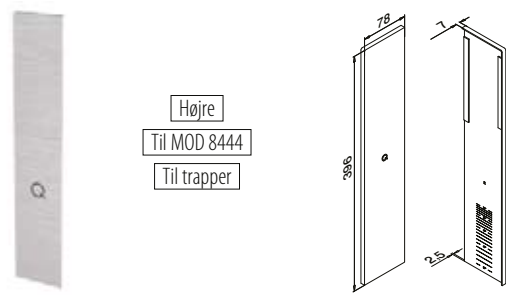


Venstre
Til MOD 8444
Til trapper

MOD 8443

| | | | |
|------------------|---------------------|----------------------|---|
| Aluminium | Børstet, anodiseret | Tape | |
| 168443-41-18 | | Klargjort på forhånd | 1 |

NEW



Højre
Til MOD 8444
Til trapper

MOD 8443

| | | | |
|------------------|---------------------|----------------------|---|
| Aluminium | Børstet, anodiseret | Tape | |
| 168443-42-18 | | Klargjort på forhånd | 1 |

NEW



Glas gælænder base

Glasstopper



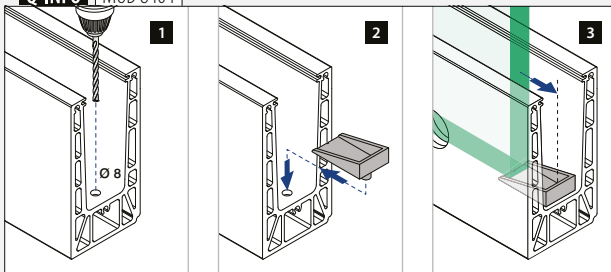
Til trapper

MOD 8404


| | | |
|-----------------|--|---|
| Tilbehør | | |
| 208404 | | 1 |

NEW

Q-INFO | MOD 8404



Q-INFO | Aluminium



Glas gelænder base

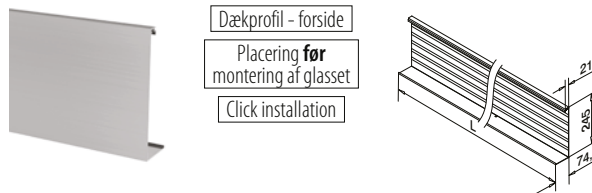
Dækprofil, sidemontering



MOD 8445

| | | | |
|--------------------------------------|----------------------|-------------|--|
| Aluminium Rå | | Tape | |
| SELL OUT 168445-050-00 | Ikke inkluderet* | L = 5 m | |
| Aluminium Børstet, anodiseret | | | |
| OUTDOOR | | | |
| SELL OUT 168445-050-18 | Klargjort på forhånd | L = 5 m | |
| | | | |

*Bestill MOD 1360 (tape)



MOD 8444

| | | | |
|--------------------------------------|--|-------------|--|
| Aluminium Rå | | Tape | |
| 168444-050-00 | | L = 5 m | |
| Aluminium Børstet, anodiseret | | | |
| OUTDOOR | | | |
| 168444-050-18 | | L = 5 m | |
| NEW | | | |

Tilbehør

Dobbeltklæbende tape



MOD 1360

| | | | | |
|-----------------|----------|----------|---------------------------|---|
| Tilbehør | | | | |
| | Q | W | L | |
| 201360 | Q-53 | 9 | 33 m (til 11 m dækprofil) | 1 |

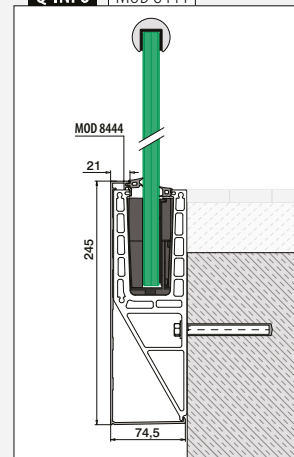
Q-INFO MOD 8445-050-00 / 1360

Samvejledning:

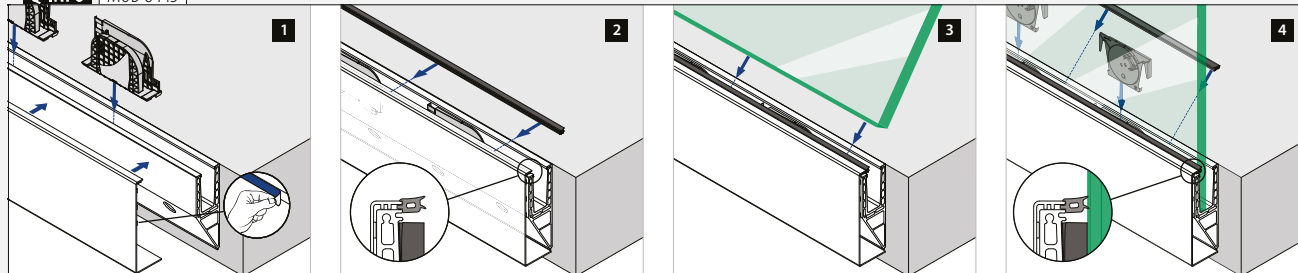


SELL OUT Kun så længe lager haves.

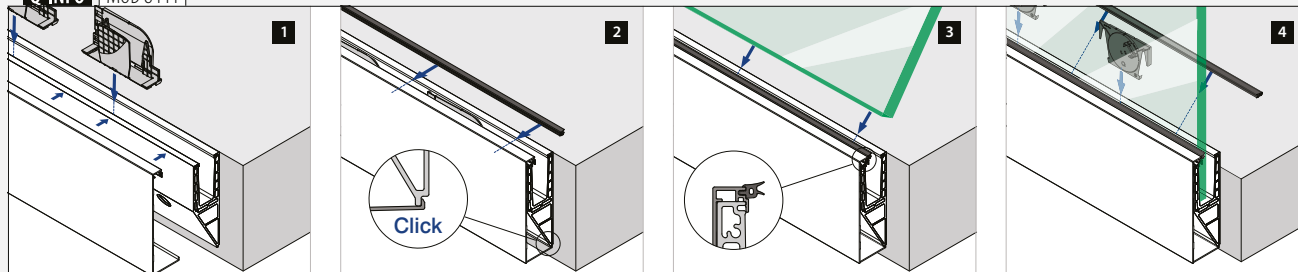
Q-INFO MOD 8444



Q-INFO MOD 8445



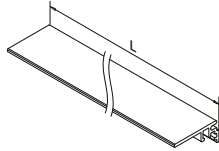
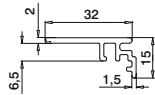

Q-INFO MOD 8444



Glas gelænder base

Lister

Til alle Prime bundprofiler

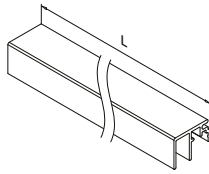
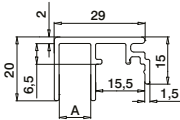



MOD 6973

| | | |
|------------------|---------------------|---------|
| Aluminium | Rå | |
| 166973-50-00 | | L = 5 m |
| Aluminium | Børstet, anodiseret | |
| OUTDOOR | | |
| 166973-50-18 | | L = 5 m |

PREFIX

Til Prime **topmonteret** bundprofiler

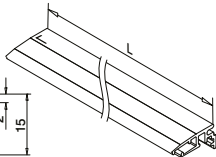
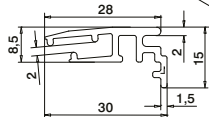



MOD 6970

| | | |
|------------------|---------------------|---------|
| Aluminium | Rå | |
| | A | |
| 166970-010-50-00 | 10 | L = 5 m |
| Aluminium | Børstet, anodiseret | |
| OUTDOOR | | |
| 166970-010-50-18 | 10 | L = 5 m |

PREFIX

Til alle Prime bundprofiler



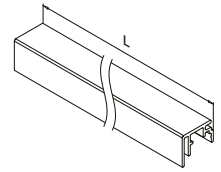
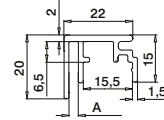

MOD 6979

| | | |
|------------------|---------------------|---------|
| Aluminium | Rå | |
| 166979-002-50-00 | | L = 5 m |
| Aluminium | Børstet, anodiseret | |
| OUTDOOR | | |
| 166979-002-50-18 | | L = 5 m |

NEW

PREFIX

Til Prime **topmonteret** bundprofiler

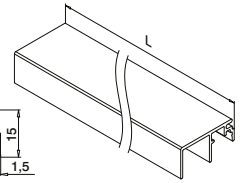
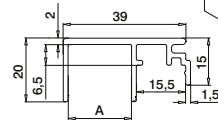


MOD 6970

| | | |
|------------------|---------------------|---------|
| Aluminium | Rå | |
| | A | |
| 166970-003-50-00 | 3 | L = 5 m |
| Aluminium | Børstet, anodiseret | |
| OUTDOOR | | |
| 166970-003-50-18 | 3 | L = 5 m |

PREFIX

Til Prime **topmonteret** bundprofiler



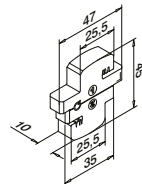
MOD 6970

| | | |
|------------------|---------------------|---------|
| Aluminium | Rå | |
| | A | |
| 166970-020-50-00 | 20 | L = 5 m |
| Aluminium | Børstet, anodiseret | |
| OUTDOOR | | |
| 166970-020-50-18 | 20 | L = 5 m |

PREFIX

Glas gelænder base

Lister-/mellemlagsgummi



MOD 8405

| | |
|-----------------|---|
| Tilbehør | |
| 208405-010 | 5 |




Q-INFO Aluminium

| | |
|----|---------------------|
| | |
| Rå | Børstet, anodiseret |

Q-INFO

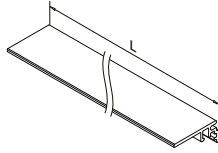
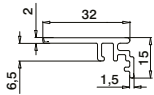

PREFIX

Q-INFO MOD 8405



Lister

Til alle Prime bundprofiler

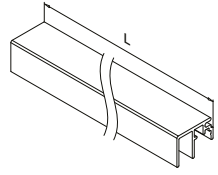
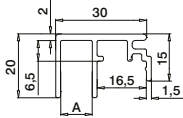


MOD 6973

| | | | |
|------------------|---------------------|---------|--|
| Aluminium | Rå | | |
| 166973-50-00 | | L = 5 m | |
| Aluminium | Børstet, anodiseret | | |
| OUTDOOR | | | |
| 166973-50-18 | | L = 5 m | |

PREFIX

Til Prime F-, sidemonteret og Y-bundprofiler

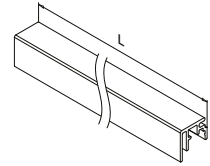
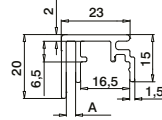


MOD 6974

| | | | |
|------------------|---------------------|---------|--|
| Aluminium | Rå | | |
| | A | | |
| 166974-010-50-00 | 10 | L = 5 m | |
| Aluminium | Børstet, anodiseret | | |
| OUTDOOR | | | |
| 166974-010-50-18 | 10 | L = 5 m | |

PREFIX

Til Prime F-, sidemonteret og Y-bundprofiler

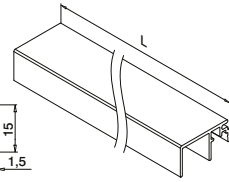
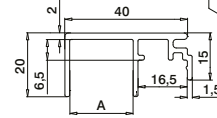



MOD 6974

| | | | |
|------------------|---------------------|---------|--|
| Aluminium | Rå | | |
| | A | | |
| 166974-003-50-00 | 3 | L = 5 m | |
| Aluminium | Børstet, anodiseret | | |
| OUTDOOR | | | |
| 166974-003-50-18 | 3 | L = 5 m | |

PREFIX

Til Prime F-, sidemonteret og Y-bundprofiler

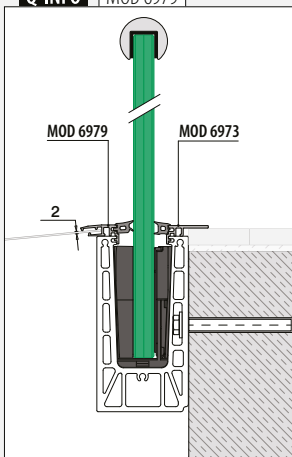


MOD 6974

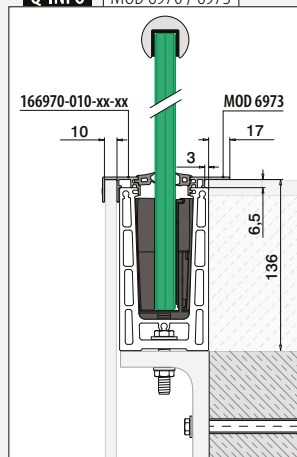
| | | | |
|------------------|---------------------|---------|--|
| Aluminium | Rå | | |
| | A | | |
| 166974-020-50-00 | 20 | L = 5 m | |
| Aluminium | Børstet, anodiseret | | |
| OUTDOOR | | | |
| 166974-020-50-18 | 20 | L = 5 m | |

PREFIX

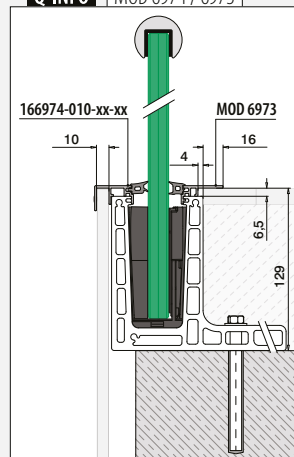
Q-INFO MOD 6979



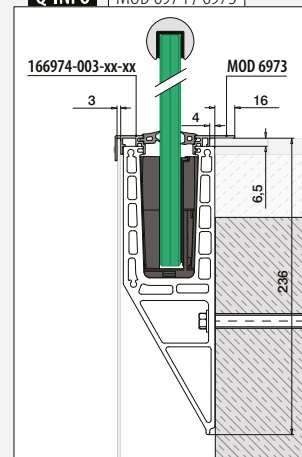
Q-INFO MOD 6970 / 6973



Q-INFO MOD 6974 / 6973



Q-INFO MOD 6974 / 6973





Designet til: Kraftig til meget kraftig belastning
Brug: Indendørs og udendørs
Varianter: Top-, gulv- og sidemontering
Anvendelse: Balkoner, gallerier, gangbroer, skilleelementer og trapper
Materiale: Aluminium (børstet anodiseret og rå)
Glastykkelse: 21,52 til 33,04 mm

Find alle oplysninger om
Easy Glass Strong online:



[https://q-ne.ws/
Strong23](https://q-ne.ws/Strong23)

EASY GLASS® STRONG



red dot winner 2020
innovative product



Stærk og nem at samle

Uanset om det er store linjebelastninger eller en høj vindstyrke, kan Easy Glass® Strong klare de udfordrende forhold. Systemet er både stærkt og praktisk, hvilket gør det ideelt til stadioner, lufthavne, indkøbscentre og andre offentlige steder. Takket være det innovative Q-disc® System er denne kraftfulde glasværnsløsning nu endnu nemmere at samle. Monter bundprofilen, placer glasset, og fastgør derefter hvert enkelt panel sikkert – med én enkelt håndbevægelse. Den justerbare version af Q-disc System giver dig også mulighed for lodret at justere hvert enkelt glaspanel individuelt. Der er selvfølgelig også mange kompatible produkter til efterbehandling af dit glasværn.


| Easy Glass® Strong | DK |
|------------------------------|-----|
| Max. linje belastning (kN/m) | 3,0 |

Der henvises til de respektive certifikater og statiske beregninger til specifikationer såsom monteringsdetaljer, glasmål og glastyper.

Internationalt testet/beregnet/certificeret:



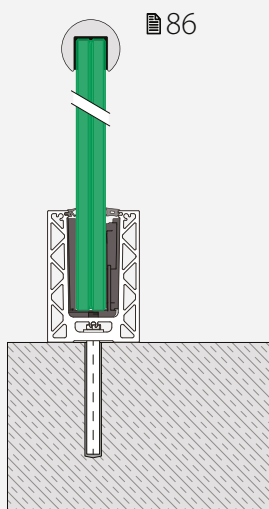
- 1 Med det justerbare Q-disc System kan du genjustere individuelle glaspaneler lodret op til 0,3°.
- 2 Q-disc fortæller ved hjælp af et "klik", at det er installeret korrekt.
- 3 Velegnet til trelagsglas med PVB-folie (glastykkelser op til 33,04 mm).



EASY GLASS® STRONG - VARIANTER

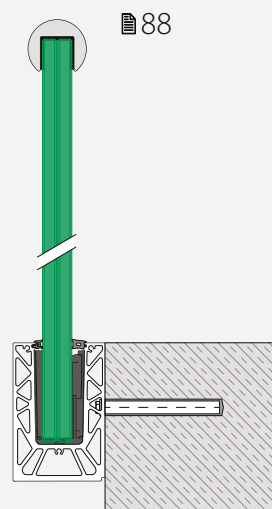
Strong Topmontering

- Også til gulvmontering



Strong Sidemontering

- Også til montering på indersiden af parapetmure
- Dækprofiler til bundprofiler tilbydes

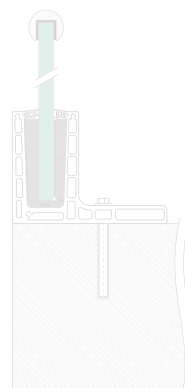


COMING SOON

F og Y bundprofiler

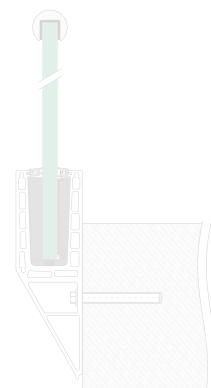
Strong F Topmontering

- Til rå gulve
- Kan installeres på eller uden for kanten af en overflade



Strong Y Sidemontering

- Til rå gulve
- Kan installeres på eller uden for kanten af en overflade

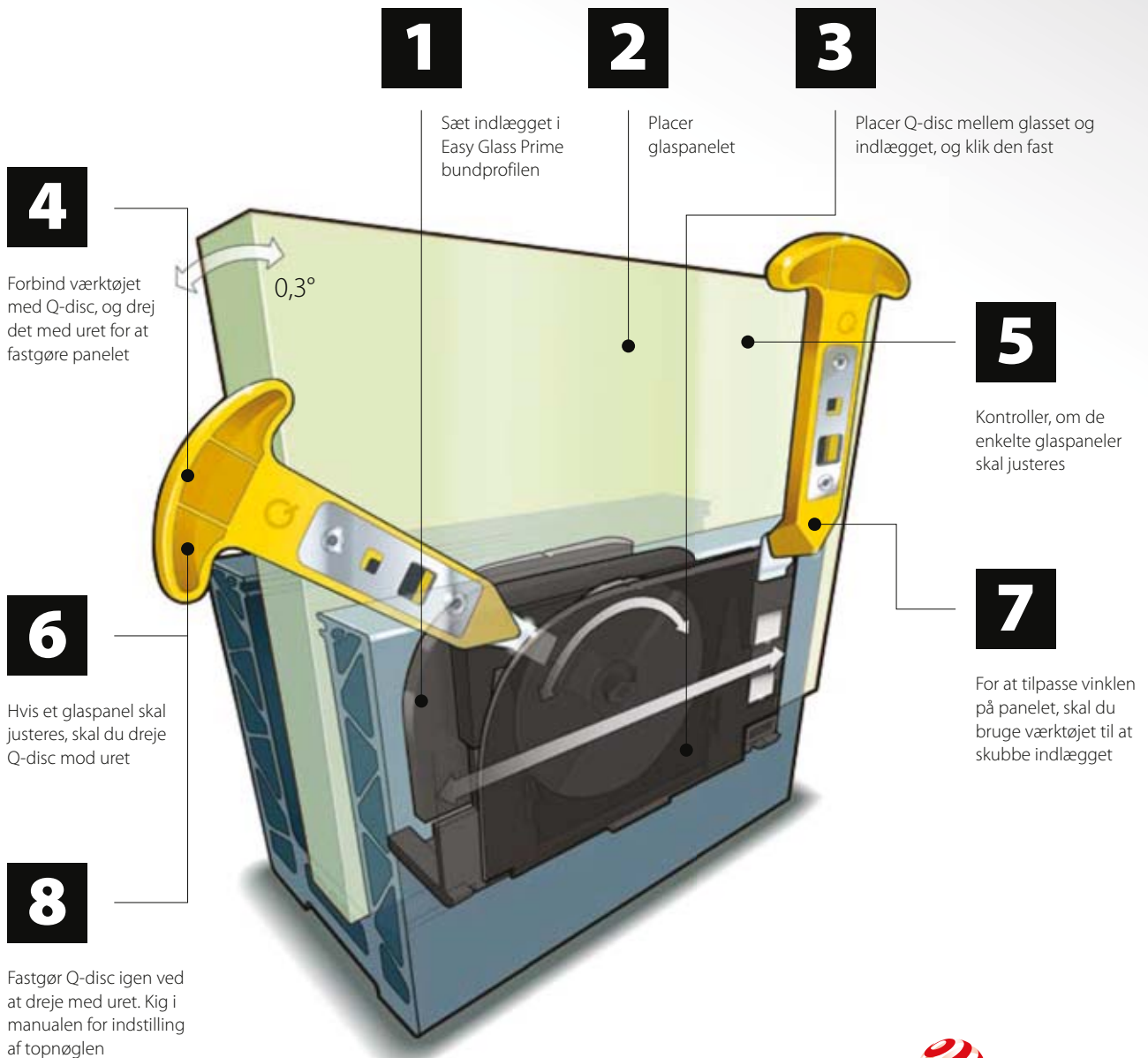




JUSTERBAR Q-DISC® SYSTEM

SKUB OG JUSTER!

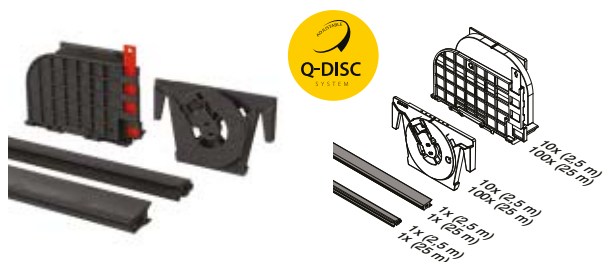
SÅDAN FUNGERER DET:



reddot winner 2020
innovative product

Q-disc® System (gummilister, indsats og Q-disc®)

Til justerbar fastgørelse af glas



MOD 8601

| Tilbehør | | |
|--------------------|-------|-----------|
| Til lamineret glas | T | |
| 208601-025-22 | 21,52 | L = 2,5 m |
| 208601-025-26 | 25,52 | L = 2,5 m |
| 208601-025-32 | 31,52 | L = 2,5 m |
| 208601-025-34 | 33,04 | L = 2,5 m |
| | | |
| 208601-250-22 | 21,52 | L = 25 m |
| 208601-250-26 | 25,52 | L = 25 m |
| 208601-250-32 | 31,52 | L = 25 m |
| 208601-250-34 | 33,04 | L = 25 m |



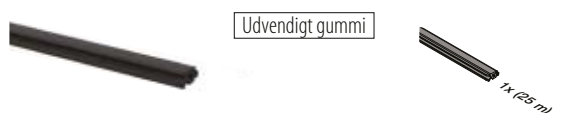
International Design Model Protection

Enkelt gummiliste



MOD 8207

| Tilbehør | |
|---------------|----------|
| 208207-250-00 | L = 25 m |



MOD 8607 / 8207

| Tilbehør | | |
|--------------------|-------|----------|
| Til lamineret glas | T | |
| 208607-250-22 | 21,52 | L = 25 m |
| 208607-250-26 | 25,52 | L = 25 m |
| 208207-250-15 | 31,52 | L = 25 m |
| 208207-250-18 | 33,04 | L = 25 m |



Q-disc® og indlægsværktøj



MOD 1000

| Tilbehør | | |
|----------|------|---|
| | Q | |
| 201000 | Q-84 | 1 |

Q-disc® sæt

Til justerbar fastgørelse af glas

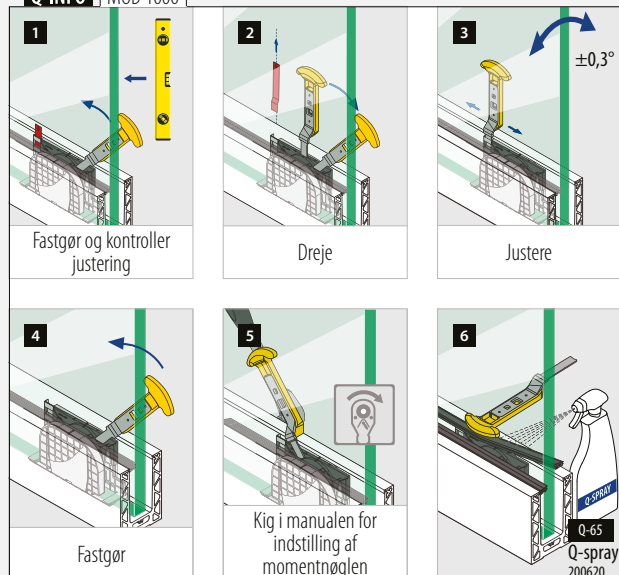


MOD 8609

| Tilbehør | | |
|-----------|-------|---|
| | T | |
| 208609-22 | 21,52 | 5 |
| 208609-26 | 25,52 | 5 |
| 208609-32 | 31,52 | 5 |
| 208609-34 | 33,04 | 5 |



Q-INFO MOD 1000

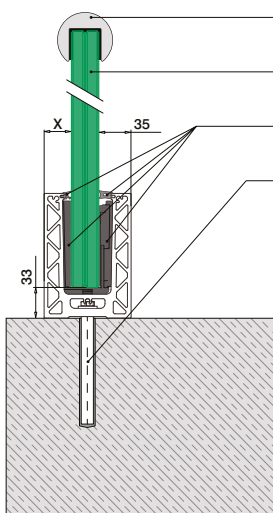


Q-INFO



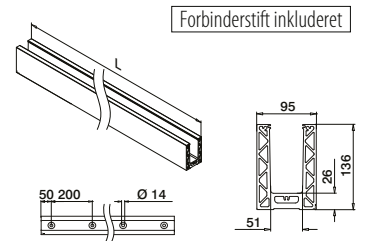
Glas gelænder base

Bundprofil, topmontering



- Valgfri: U-profiler: ■ 169 - 185
Kantbeskyttelse: ■ 166 - 168
- Hærdet/lamineret glas: ■ 160 - 161
- Q-disc® System: ■ 85
- Alle ankre: ■ 457 - 463

Der henvises til de respektive certifikater og statiske beregninger til specifikationer såsom monteringsdetaljer, glasmål og glastyper.



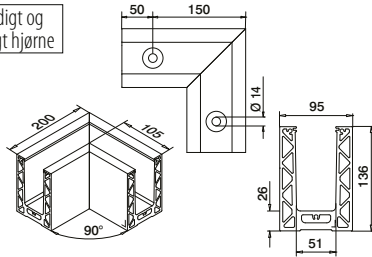
MOD 8610

| | | | |
|------------------|---------------------|-----------|--|
| Aluminium | Rå | | |
| 168610-025-00-00 | ■ 457 - 463 | L = 2,5 m | |
| Aluminium | Børstet, anodiseret | | |
| OUTDOOR | | | |
| 168610-025-00-18 | ■ 457 - 463 | L = 2,5 m | |



Glas gelænder base

Hjørne, topmontering



MOD 8611

| | | | |
|------------------|---------------------|---|--|
| Aluminium | Rå | | |
| 168611-00-00 | ■ 457 - 463 | 1 | |
| Aluminium | Børstet, anodiseret | | |
| OUTDOOR | | | |
| 168611-00-18 | ■ 457 - 463 | 1 | |



International Design Model Protection

Q-INFO MOD 8610

Lister: ■ 92 - 93

MOD 8605 ■ 92

Distans-/mellanlaggsgummi

Q-INFO MOD 8610

PREFIX

Q-INFO Aluminium

| | |
|-----------|---------------------|
| 00 | 18 |
| Rå | Børstet, anodiseret |

Q-INFO

MOD 3005
■ 478

Ekstra forbindelsesstifter

Glas gelænder base

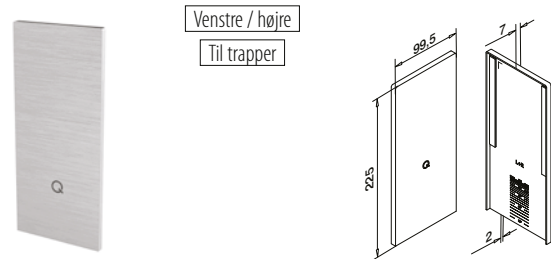
Endekapper, topmontering



MOD 8612

| Aluminium | Rå | Tape | |
|--------------|----------------------|---------|---|
| 168612-00-00 | Færdigpakket | | 1 |
| Aluminium | Børstet, anodiseret | OUTDOOR | |
| 168612-00-18 | Klargjort på forhånd | | 1 |

NEW



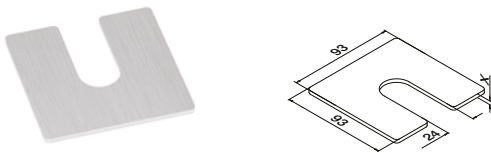
MOD 8613

| Aluminium | Rå | Tape | |
|--------------|----------------------|---------|---|
| 168613-00-00 | Færdigpakket | | 1 |
| Aluminium | Børstet, anodiseret | OUTDOOR | |
| 168613-00-18 | Klargjort på forhånd | | 1 |

NEW

Glas gelænder base

Justeringsplade, topmontering



MOD 8616

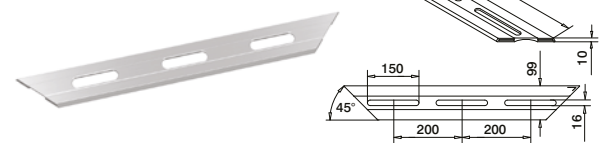
| Aluminium | Rå | X | |
|------------|----|---|-----|
| 168616-001 | | 1 | 100 |
| 168616-002 | | 2 | 100 |
| 168616-003 | | 3 | 100 |

NEW

Glas gelænder base

Drænprofiler, topmontering

4 stk. til 2,5 meter bundprofil

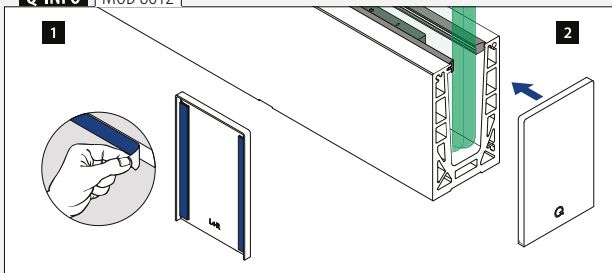


MOD 8617

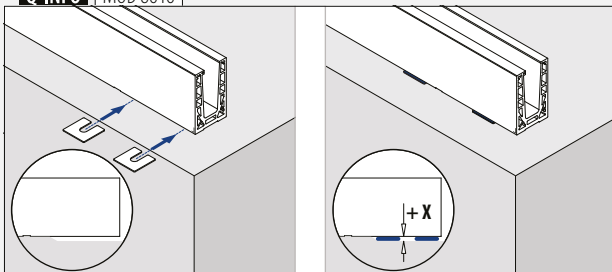
| Aluminium | Børstet, anodiseret | OUTDOOR | |
|-----------|---------------------|---------|---|
| 168617-18 | | | 4 |

NEW

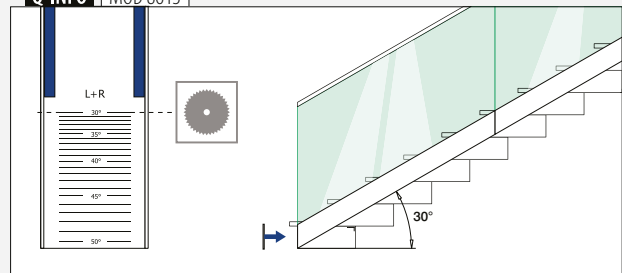
Q-INFO MOD 8612



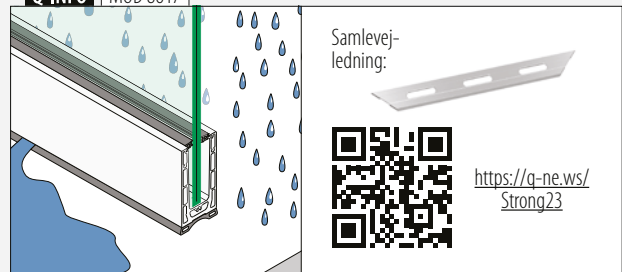
Q-INFO MOD 8616



Q-INFO MOD 8613

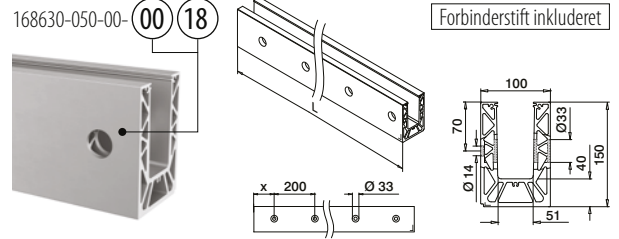
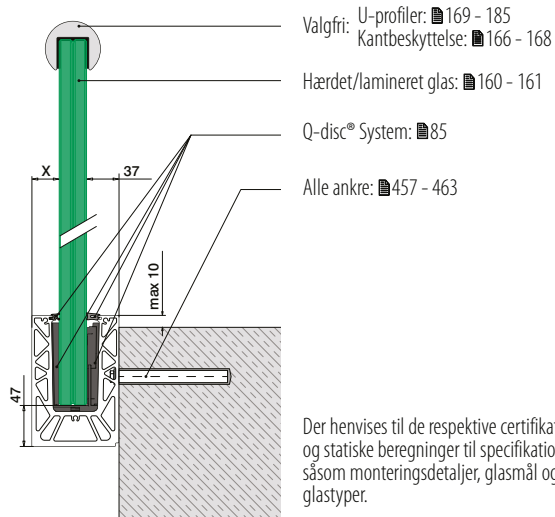


Q-INFO MOD 8617



Glas gelænder base

Bundprofil, sidemontering



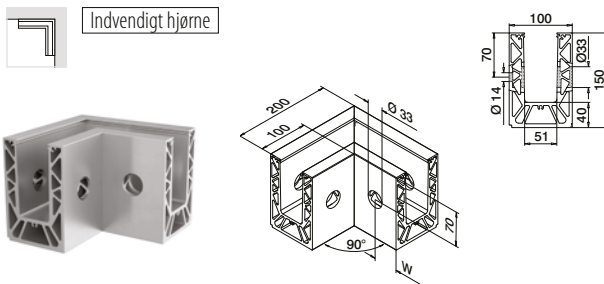
MOD 8630

| Aluminium | Rå | X | ■ 457 - 463 | L = 2,5 m |
|------------------|---------------------|----|-------------|-----------|
| 168630-025-00-00 | | 50 | ■ 457 - 463 | L = 2,5 m |
| Aluminium | Børstet, anodiseret | | | |
| OUTDOOR | | | | |
| 168630-025-00-18 | | 50 | ■ 457 - 463 | L = 2,5 m |

International Design
Model Protection

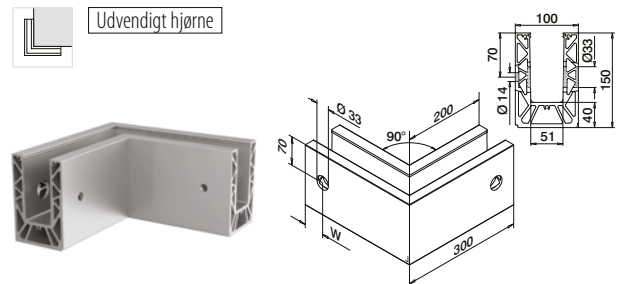
Glas gelænder base

Hjørne, sidemontering



MOD 8631

| Aluminium | Rå | W | ■ 457 - 463 | 1 |
|--------------|---------------------|-----|-------------|---|
| 168631-01-00 | | 50* | ■ 457 - 463 | 1 |
| Aluminium | Børstet, anodiseret | | | |
| OUTDOOR | | | | |
| 168631-01-18 | | 50* | ■ 457 - 463 | 1 |



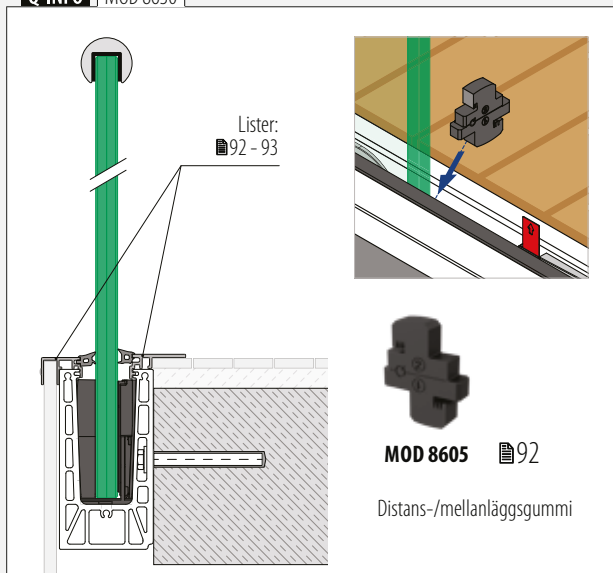
MOD 8631

| Aluminium | Rå | W | ■ 457 - 463 | 1 |
|--------------|---------------------|-----|-------------|---|
| 168631-02-00 | | 50* | ■ 457 - 463 | 1 |
| Aluminium | Børstet, anodiseret | | | |
| OUTDOOR | | | | |
| 168631-02-18 | | 50* | ■ 457 - 463 | 1 |

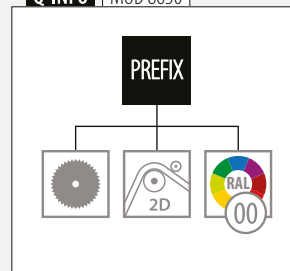


*Hulpositionen kan variere på grund af produktionsmetoden.

Q-INFO MOD 8630



Q-INFO MOD 8630



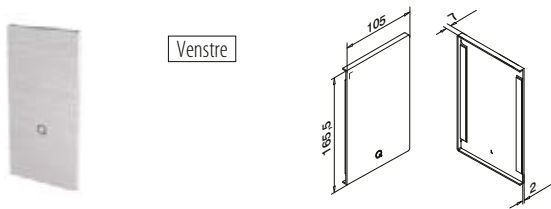
Q-INFO Aluminium



Q-INFO



Endekapper, sidemontering

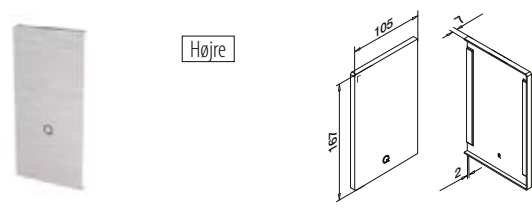


Venstre

MOD 8632

| | | | |
|------------------|----------------------|-------------|---|
| Aluminium | Rå | | |
| | | Tape |  |
| 168632-41-00 | Færdigpakket | | 1 |
| Aluminium | Børstet, anodiseret | | |
| OUTDOOR | | | |
| 168632-41-18 | Klargjort på forhånd | | 1 |

NEW

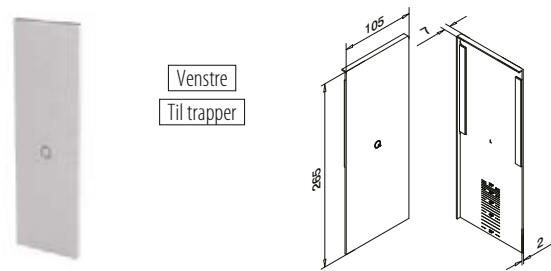


Højre

MOD 8632

| | | | |
|------------------|----------------------|-------------|---|
| Aluminium | Rå | | |
| | | Tape |  |
| 168632-42-00 | Færdigpakket | | 1 |
| Aluminium | Børstet, anodiseret | | |
| OUTDOOR | | | |
| 168632-42-18 | Klargjort på forhånd | | 1 |

NEW



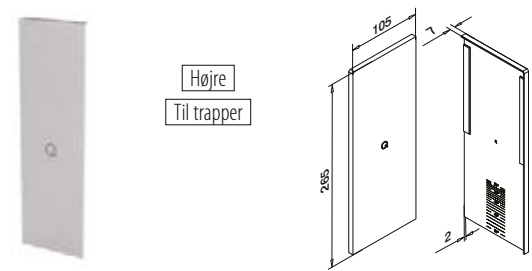
Venstre

Til trapper

MOD 8633

| | | | |
|------------------|----------------------|-------------|---|
| Aluminium | Børstet, anodiseret | | |
| | | Tape |  |
| 168633-41-18 | Klargjort på forhånd | | 1 |

NEW



Højre

Til trapper

MOD 8633

| | | | |
|------------------|----------------------|-------------|---|
| Aluminium | Børstet, anodiseret | | |
| | | Tape |  |
| 168633-42-18 | Klargjort på forhånd | | 1 |

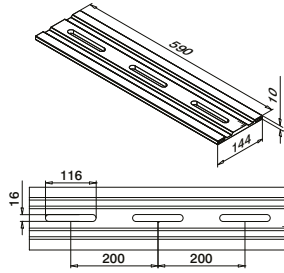
NEW



Glas gelænder base

Drænprofiler, sidemontering

4 stk. til 2,5 meter bundprofil



MOD 8637

Aluminium Børstet, anodiseret

OUTDOOR



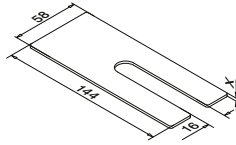
168637-18

4

NEW

Glas gelænder base

Justeringsplade, sidemontering



MOD 8636

Aluminium Rå

X



168636-001

1

100

168636-002

2

100

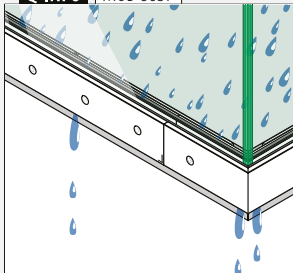
168636-003

3

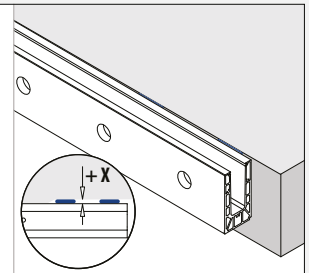
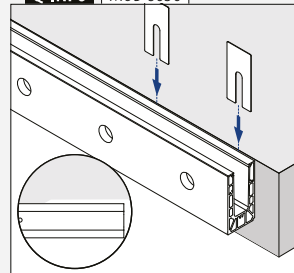
100

NEW

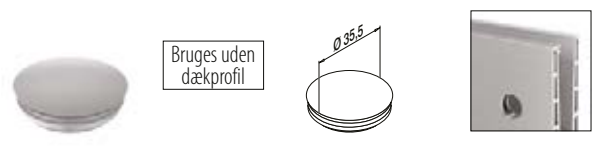
Q-INFO MOD 8637

Samlevej-
ledning:
[https://q-ne.ws/
Strong23](https://q-ne.ws/Strong23)

Q-INFO MOD 8636



Glas gelænder base
Blindprop, sidemontering

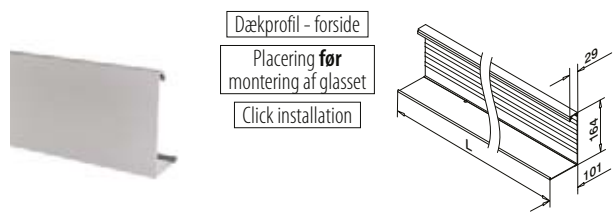


Bruges uden dækprofil

MOD 8238

| | |
|----------------|------------------------|
| Plastik | Aluminiumsgrå RAL 9006 |
| INDOOR | |
| 158238-36 | 10 |

Glas gelænder base
Dækprofil, sidemontering

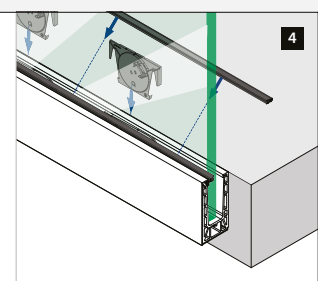
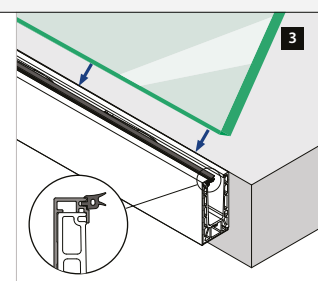
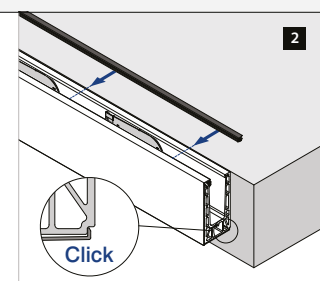
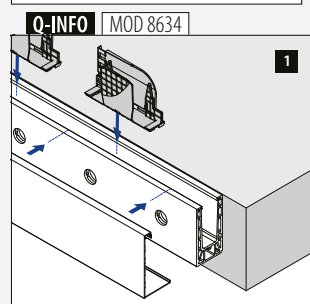
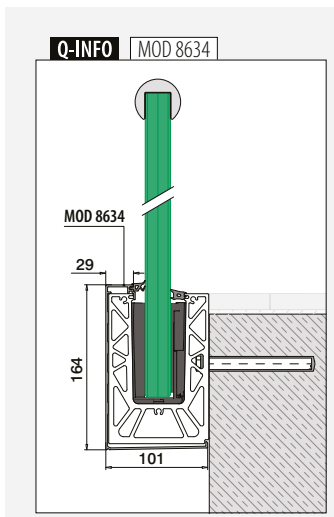

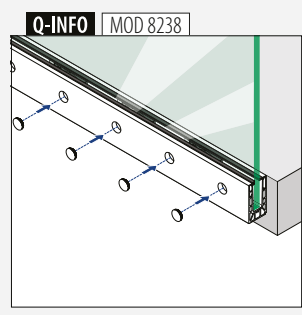


Dækprofil - forside
Placering **før** monteringen af glasset
Click installation

MOD 8634

| | |
|------------------|---------------------|
| Aluminium | Rå |
| | |
| 168634-050-00 | L = 5 m |
| Aluminium | Børstet, anodiseret |
| OUTDOOR | |
| 168634-050-18 | L = 5 m |

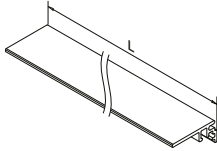
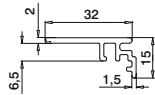

NEW



Glas gelænder base

Lister

Til alle Strong bundprofiler



MOD 6973

Aluminium Rå

166973-50-00 L = 5 m

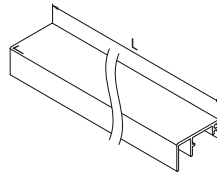
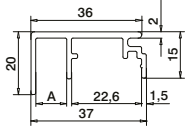
Aluminium Børstet, anodiseret

OUTDOOR

166973-50-18 L = 5 m

PREFIX

Til Strong **topmonteret** bundprofiler



MOD 6975

Aluminium Rå

166975-010-50-00 **A** 10 L = 5 m

Aluminium Børstet, anodiseret

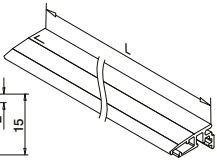
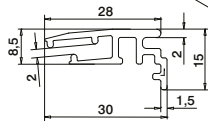

OUTDOOR

166975-010-50-18 10 L = 5 m

NEW

PREFIX

Til alle Strong bundprofiler



MOD 6979

Aluminium Rå

166979-002-50-00 L = 5 m

Aluminium Børstet, anodiseret

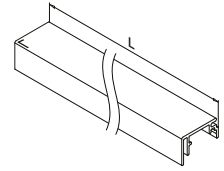
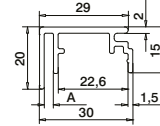
OUTDOOR

166979-002-50-18 L = 5 m

NEW

PREFIX

Til Strong **topmonteret** bundprofiler



MOD 6975

Aluminium Rå

166975-003-50-00 **A** 3 L = 5 m

Aluminium Børstet, anodiseret

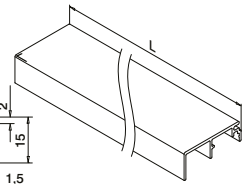
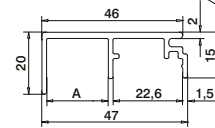
OUTDOOR

166975-003-50-18 3 L = 5 m

NEW

PREFIX

Til Strong **topmonteret** bundprofiler



MOD 6975

Aluminium Rå

166975-020-50-00 **A** 20 L = 5 m

Aluminium Børstet, anodiseret

OUTDOOR

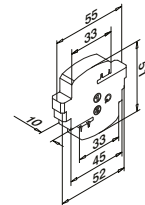
166975-020-50-18 20 L = 5 m

NEW

PREFIX

Glas gelænder base

Lister-/mellemlagsgummi



MOD 8605

Tilbehør


208605-010

5

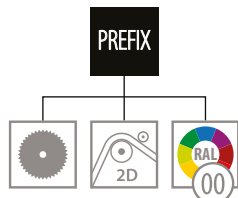
NEW

PREFIX

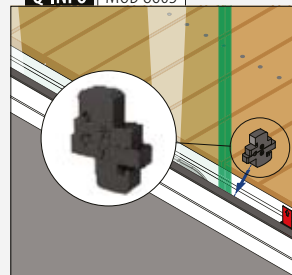
Q-INFO Aluminium



Q-INFO

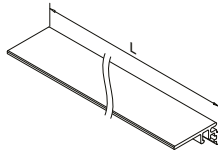
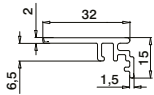



Q-INFO MOD 8605



Lister

Til alle Strong bundprofiler

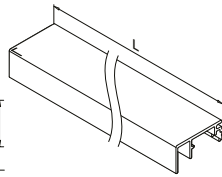
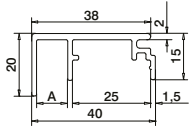


MOD 6973

| | | |
|------------------|---------------------|---------|
| Aluminium | Rå | |
| 166973-50-00 | | L = 5 m |
| Aluminium | Børstet, anodiseret | |
| OUTDOOR | | |
| 166973-50-18 | | L = 5 m |

PREFIX

Til Strong F-, sidemonteret og Y-bundprofiler



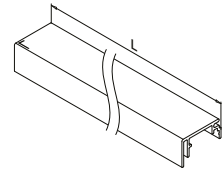
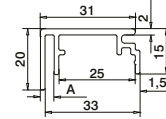
MOD 6977

| | | |
|------------------|---------------------|---------|
| Aluminium | Rå | |
| | A | |
| 166977-010-50-00 | 10 | L = 5 m |
| Aluminium | Børstet, anodiseret | |
| OUTDOOR | | |
| 166977-010-50-18 | 10 | L = 5 m |

NEW

PREFIX

Til Strong F-, sidemonteret og Y-bundprofiler



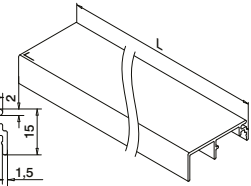
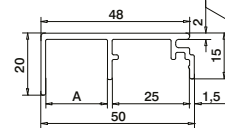
MOD 6977

| | | |
|------------------|---------------------|---------|
| Aluminium | Rå | |
| | A | |
| 166977-003-50-00 | 3 | L = 5 m |
| Aluminium | Børstet, anodiseret | |
| OUTDOOR | | |
| 166977-003-50-18 | 3 | L = 5 m |

NEW

PREFIX

Til Strong F-, sidemonteret og Y-bundprofiler



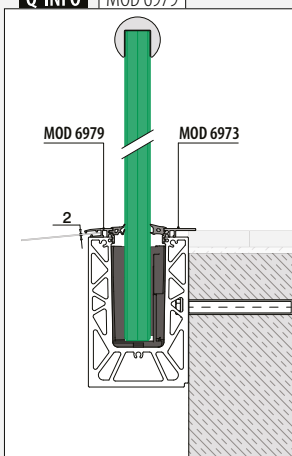
MOD 6977

| | | |
|------------------|---------------------|---------|
| Aluminium | Rå | |
| | A | |
| 166977-020-50-00 | 20 | L = 5 m |
| Aluminium | Børstet, anodiseret | |
| OUTDOOR | | |
| 166977-020-50-18 | 20 | L = 5 m |

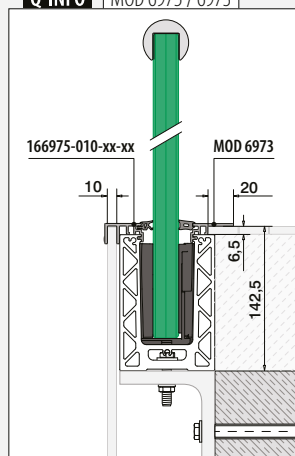
NEW

PREFIX

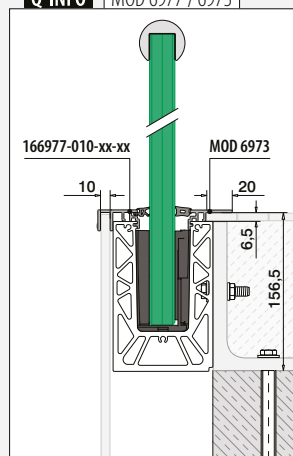
Q-INFO MOD 6979



Q-INFO MOD 6975 / 6973



Q-INFO MOD 6977 / 6973





| | |
|----------------------|--|
| Designet til: | Let og middel belastning |
| Brug: | Indendørs og udendørs |
| Varianter: | Top-, gulv- og sidemontering |
| Anvendelse: | Balkoner, gallerier, gangbroer, skilleelementer og trapper |
| Materiale: | Aluminium (rå og børstet anodiseret) |
| Glastykkelse: | 12 til 21,52 mm |

Find alle oplysninger om Easy Glass Slim online:



<https://q-ne.ws/Slim23>

EASY GLASS® SLIM

Stor gennemsigtighed, høj anseelse



Easy Glass® Slim er en klassiker blandt vores glasgelændere. Uanset om din projekt skal opføres i et boligbyggeri, et kontor eller på et offentligt område, er dette glasgelændersystem en omkostningsbesparende løsning. Dets minimalistiske design omfatter en slank bundprofil, der giver et elegant udseende, og hjælper med at holde gelænderets vægt nede.

| | |
|------------------------------|-----------|
| Easy Glass® Slim | DK |
| Max. linje belastning (kN/m) | 1,0 |

Vær opmærksom på specifikationerne for montering og glas dimensioner, samt glastyper i hvert certifikat.

Internationalt testet/beregnet/certificeret:



- 1 Slim-bundprofilerne er kun 45 mm brede, hvilket gør dem til en omkostningseffektiv løsning, der skaber et elegant udtryk.
- 2 Bundprofilen har en lav vægt og er nem at håndtere – Med den lavere vægt går det nemt at montere.



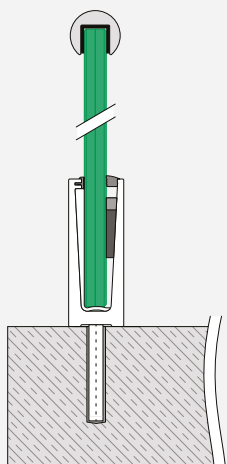
EASY GLASS® SLIM - VARIANTER

Slim

Topmontering

- Også til gulvmontering

97

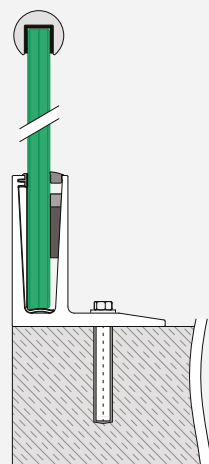


Slim F

Topmontering

- Til ujævne gulve
- Kan også installeres på kanten af en overflade

99

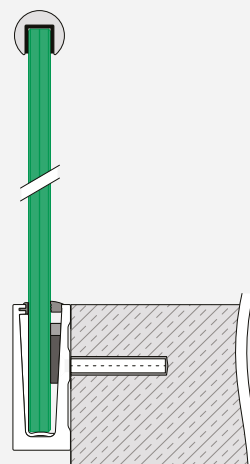


Slim

Sidemontering

- Valgfri dækprofiler til bundprofil


100



Glas gelænder base

Safety Wedge System (gummi- og kilesæt)

Til fastgørelse af glas



MOD 8000

| Tilbehør | | |
|-----------------|----------|---------|
| Til hærdet glas | T | |
| 208000-050-12 | 12 | L = 5 m |
| 208000-050-15 | 15 | L = 5 m |
| 208000-050-19 | 19 | L = 5 m |

Til lamineret glas

| | | |
|---------------|-------|---------|
| 208000-050-13 | 12,76 | L = 5 m |
| 208000-050-14 | 13,52 | L = 5 m |
| 208000-050-17 | 16,76 | L = 5 m |
| 208000-050-18 | 17,52 | L = 5 m |
| 208000-050-21 | 20,76 | L = 5 m |
| 208000-050-22 | 21,52 | L = 5 m |

Tilbehør

Easy Glass® multi værktøj




MOD 1001

| Tilbehør | | |
|----------|----------|---|
| | Q | |
| 201001 | Q-71 | 1 |

Glas gelænder base

Mellemlagsgummi



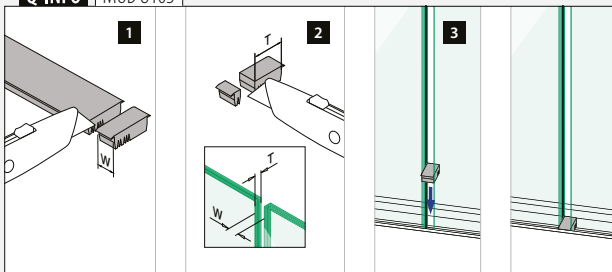
MOD 8105

| Tilbehør | | |
|------------|-----------|--|
| | | |
| 208105-025 | L = 2,5 m | |

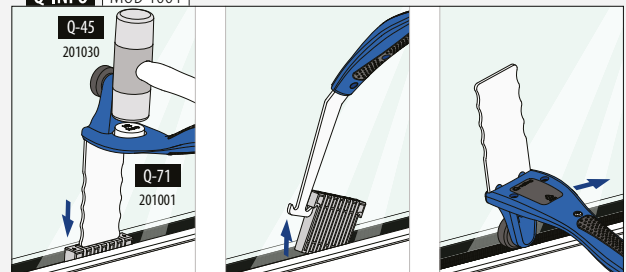


SELL OUT Kun så længe lager haves.

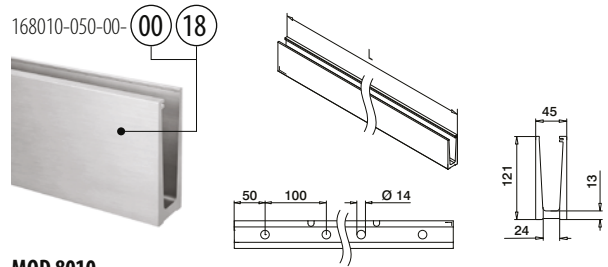
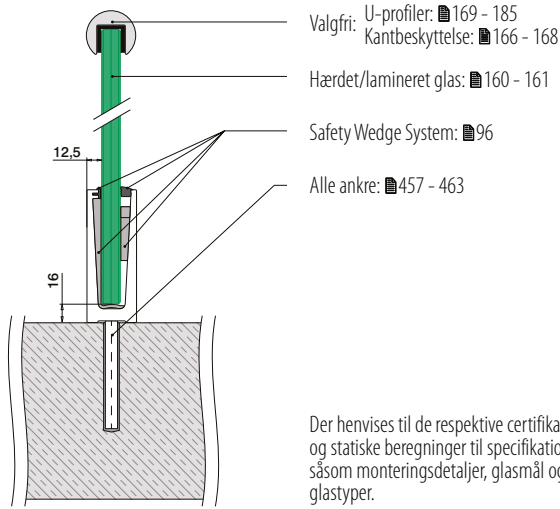
Q-INFO MOD 8105



Q-INFO MOD 1001



Glas gelænder base
Bundprofil, topmontering



MOD 8010

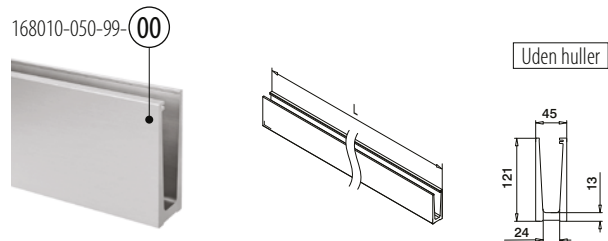
Aluminium Rå

NEW 168010-050-00-00 457 - 463 L = 5 m

Aluminium Børstet, anodiseret

OUTDOOR

SELL OUT 168010-050-00-18 457 - 463 L = 5 m



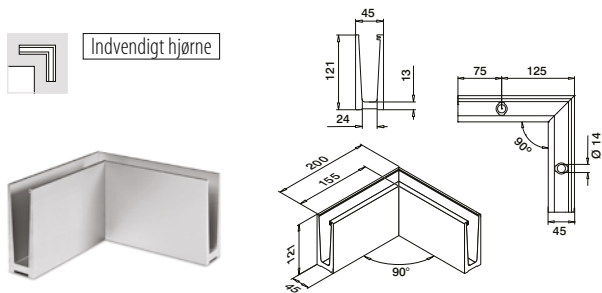
MOD 8010

Aluminium Rå

SELL OUT 168010-050-99-00 L = 5 m



Glas gelænder base
Hjørne, topmontering

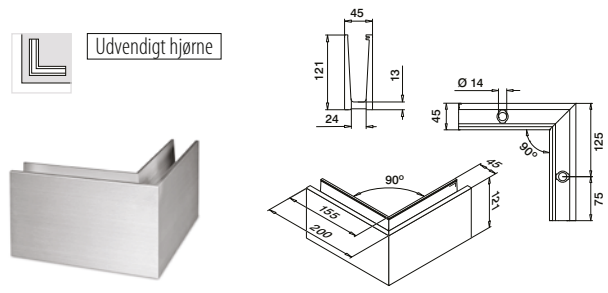


MOD 8011

Aluminium Børstet, anodiseret

OUTDOOR

SELL OUT 168011-01-18 457 - 463 1



MOD 8011

Aluminium Børstet, anodiseret

OUTDOOR

SELL OUT 168011-02-18 457 - 463 1



Q-INFO MOD 8010

PREFIX

RAL 00

*168010-050-99

Q-INFO

MOD 8105
 96

Mellemlagsgummi

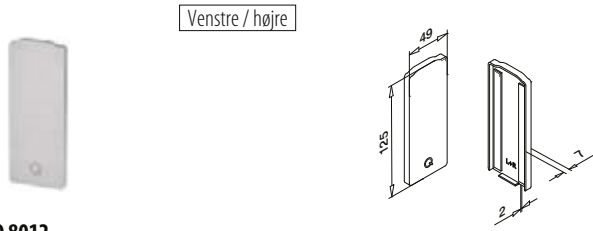
Q-INFO Aluminium

00 18

Rå Børstet, anodiseret

Glas gelænder base

Endekapper, topmontering



Venstre / højre

MOD 8012

Aluminium Rå

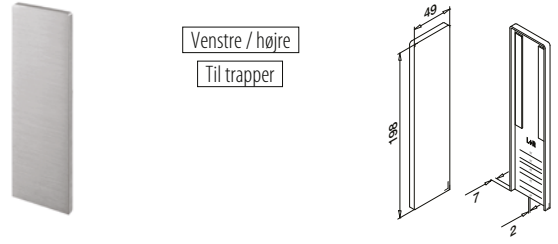
Tape



| | | | |
|----------|--------------|--------------|---|
| SELL OUT | 168012-00-00 | Færdigpakket | 1 |
|----------|--------------|--------------|---|

Aluminium Børstet, anodiseret
OUTDOOR

| | | | |
|----------|--------------|----------------------|---|
| SELL OUT | 168012-00-18 | Klargjort på forhånd | 1 |
|----------|--------------|----------------------|---|



Venstre / højre

Til trapper

MOD 8013

Aluminium Børstet, anodiseret

OUTDOOR

Tape



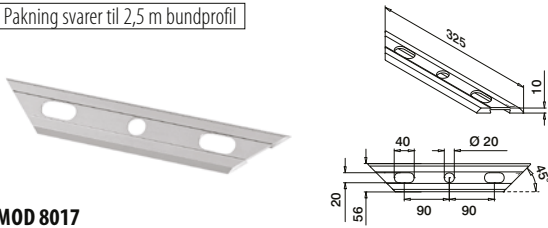
| | | | |
|----------|--------------|----------------------|---|
| SELL OUT | 168013-00-18 | Klargjort på forhånd | 1 |
|----------|--------------|----------------------|---|



Glas gelænder base

Drænprofiler, topmontering

Pakning svarer til 2,5 m bundprofil



MOD 8017

Aluminium Børstet, anodiseret

OUTDOOR



| | | | |
|----------|-----------|--|---|
| SELL OUT | 168017-18 | | 8 |
|----------|-----------|--|---|

International Design Model Protection

Q-INFO MOD 8017

Samlevejledning:
<https://q-ne.ws/Slim23>

Q-INFO Aluminium

00 Rå
18 Børstet, anodiseret

Q-INFO MOD 8012

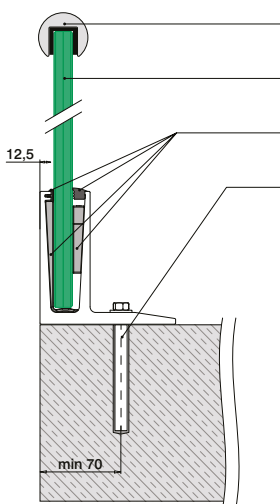
1
2

Q-INFO MOD 8013

L+R
30°
30°
40°
45°
50°
30°

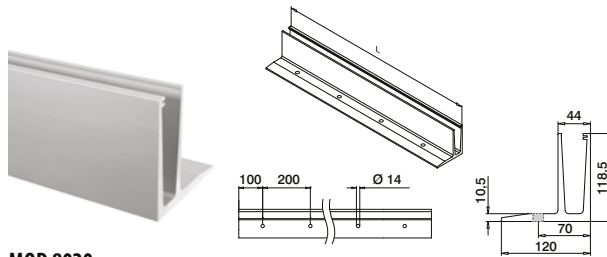
Glas gelænder base

Bundprofil, topmontering



- Valgfri: U-profiler: 169 - 185
Kantbeskyttelse: 166 - 168
- Hærdet/lamineret glas: 160 - 161
- Safety Wedge System: 96
- Alle ankre: 457 - 463

Der henvises til de respektive certifikater og statiske beregninger til specifikationer såsom monteringsdetaljer, glasmål og glastyper.



MOD 8020

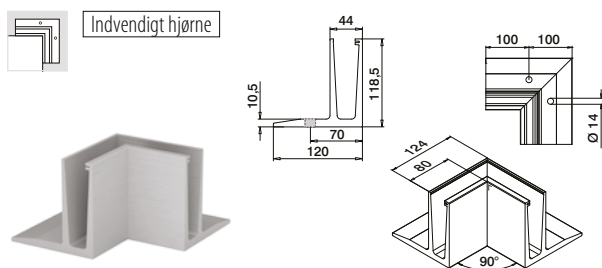
Aluminium Børstet, anodiseret
OUTDOOR

SELL OUT 168020-050-00-18 457 - 463 L = 5 m



Glas gelænder base

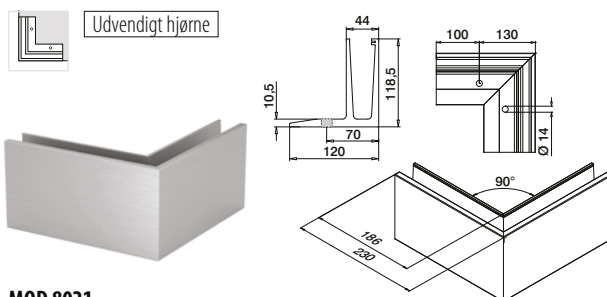
Hjørne, topmontering



MOD 8021

Aluminium Børstet, anodiseret
OUTDOOR

SELL OUT 168021-01-18 457 - 463 1



MOD 8021

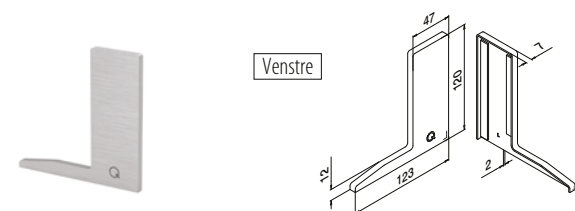
Aluminium Børstet, anodiseret
OUTDOOR

SELL OUT 168021-02-18 457 - 463 1



Glas gelænder base

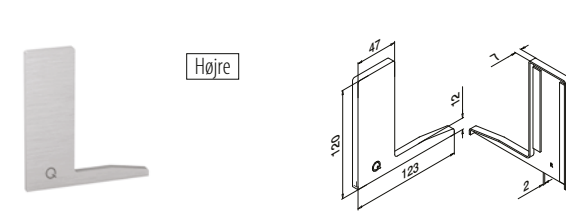
Endekapper, topmontering



MOD 8022

Aluminium Børstet, anodiseret
OUTDOOR **Tape**

SELL OUT 168022-01-18 Klargjort på forhånd 1

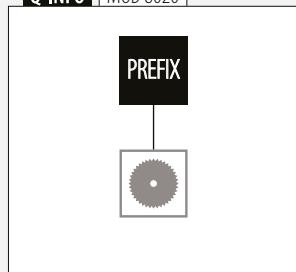


MOD 8022

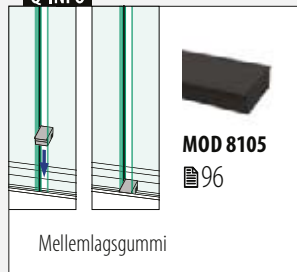
Aluminium Børstet, anodiseret
OUTDOOR **Tape**

SELL OUT 168022-02-18 Klargjort på forhånd 1

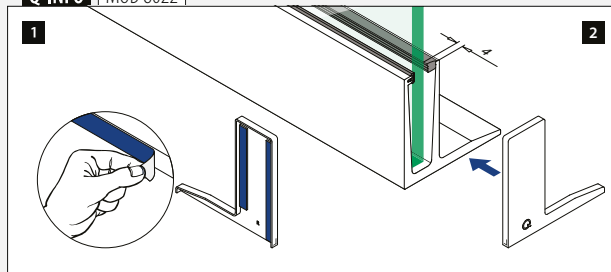
Q-INFO MOD 8020



Q-INFO

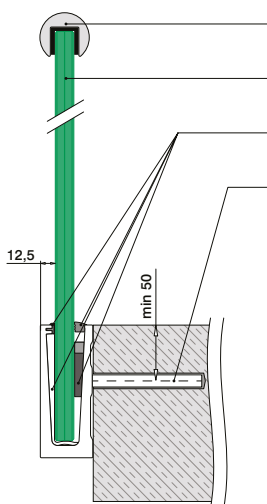


Q-INFO MOD 8022



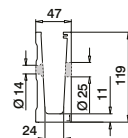
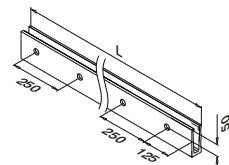
Glas gelænder base

Bundprofil, sidemontering



- Valgfri: U-profiler: ■ 169 - 185
Kantbeskyttelse: ■ 166 - 168
- Hærdet/lamineret glas: ■ 160 - 161
- Safety Wedge System: ■ 96
- Alle ankre: ■ 457 - 463

Der henvises til de respektive certifikater og statiske beregninger til specifikationer såsom monteringsdetaljer, glasmål og glastyper.



MOD 8030

Aluminium Børstet, anodiseret

OUTDOOR

SELL OUT 168030-050-00-18 ■ 457 - 463 L = 5 m

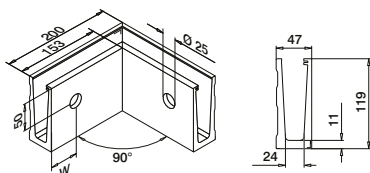


Glas gelænder base

Hjørne, sidemontering



Indvendigt hjørne



MOD 8031

Aluminium Børstet, anodiseret

OUTDOOR

W

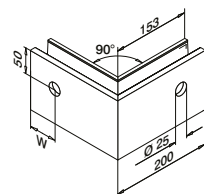
■ 457 - 463

1

SELL OUT



Udvendigt hjørne



MOD 8031

Aluminium Børstet, anodiseret

OUTDOOR

W

■ 457 - 463

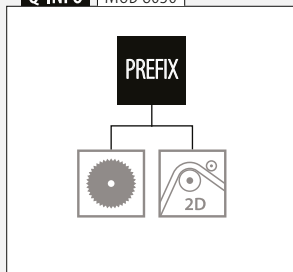
1

SELL OUT

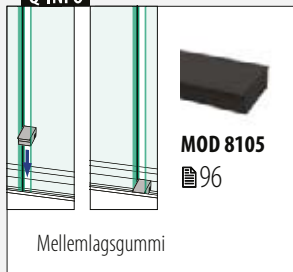


*Hulpositionen kan variere på grund af produktionsmetoden.

Q-INFO | MOD 8030



Q-INFO

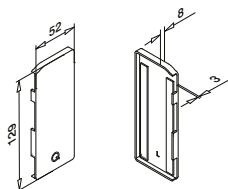


SELL OUT Kun så længe lager haves.

Endekapper, sidemontering



Venstre
Bruges med dækprofil



MOD 8034

Aluminium Børstet, anodiseret

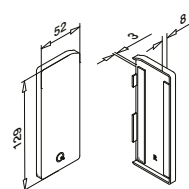
OUTDOOR **Tape**



SELL OUT 168034-01-18 Klargjort på forhånd 1



Højre
Bruges med dækprofil



MOD 8034

Aluminium Børstet, anodiseret

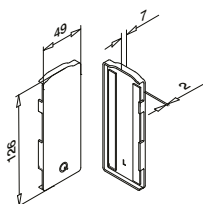
OUTDOOR **Tape**



SELL OUT 168034-02-18 Klargjort på forhånd 1



Venstre
Bruges uden dækprofil



MOD 8032

Aluminium Børstet, anodiseret

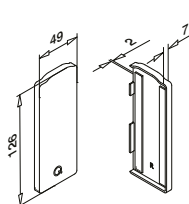
OUTDOOR **Tape**



SELL OUT 168032-01-18 Klargjort på forhånd 1



Højre
Bruges uden dækprofil



MOD 8032

Aluminium Børstet, anodiseret

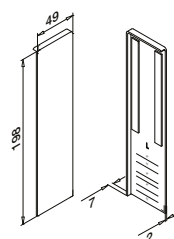
OUTDOOR **Tape**



SELL OUT 168032-02-18 Klargjort på forhånd 1



Venstre
Bruges med eller
uden dækprofil
Til trapper



MOD 8033

Aluminium Børstet, anodiseret

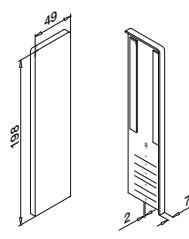
OUTDOOR **Tape**



SELL OUT 168033-01-18 Klargjort på forhånd 1



Højre
Bruges med eller
uden dækprofil
Til trapper



MOD 8033

Aluminium Børstet, anodiseret

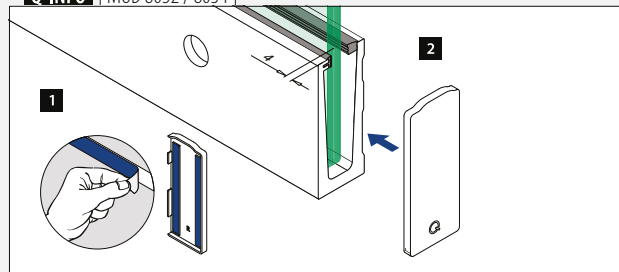
OUTDOOR **Tape**



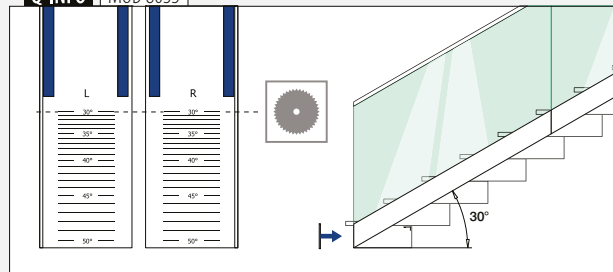
SELL OUT 168033-02-18 Klargjort på forhånd 1



Q-INFO MOD 8032 / 8034



Q-INFO MOD 8033



Glas gelænder base

Dækprofil, sidemontering



MOD 8035

Aluminium Børstet, anodiseret

OUTDOOR **Tape**



SELL OUT

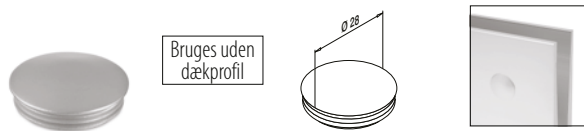
168035-025-18

Klargjort på forhånd

L = 2,5 m

Glas gelænder base

Blindprop, sidemontering



MOD 8038

Plastik Aluminiumgrå RAL 9006

INDOOR



SELL OUT

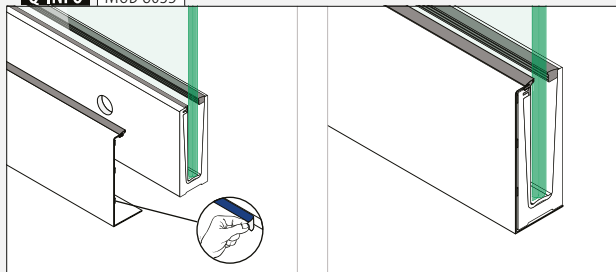
158038-36

10

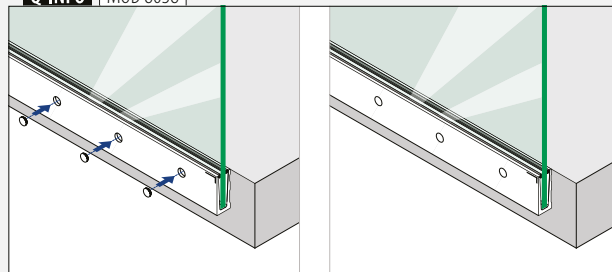
SELL OUT

Kun så længe lager haves.

Q-INFO | MOD 8035



Q-INFO | MOD 8038







Designet til: Let til kraftig belastning
Brug: Indendørs og udendørs
Varianter: Top-, gulv- og sidemontering
Anvendelse: Balkoner, gallerier, gangbroer, skilleelementer og trapper
Materiale: Aluminium (rå og børstet anodiseret)
Glastykkelse: 12 til 21,52 mm

Find alle oplysninger om
Easy Glass Pro online:



[https://grco.de/
bfcUSy](https://grco.de/bfcUSy)

EASY GLASS® PRO

Alt arbejde kan udføres fra indersiden af gelænderet



Det er nemt at montere Easy Glass® Pro bundprofilen. Desuden gør det unikke Safety Wedge System af gummi og justerbare kiler det nemt at justere glassene, da du kan tilpasse hvert enkelt glaspanel med op til 10 mm fra toppunktet. Og med fire typer bundprofiler kan du være sikker på at finde en professionel løsning, som passer til dine konstruktionsbehov.

| Easy Glass® Pro | DK |
|------------------------------|-----|
| Max. linje belastning (kN/m) | 1,0 |

Vær opmærksom på specifikationerne for montering og glas dimensioner, samt glastyper i hvert certifikat.

Internationalt testet/beregnet/certificeret:



- 1 Vælg mellem 4 forskellige bundprofiler. For ethvert projekt er der en, der passer Pro klarer selv de mest udfordrende konstruktioner.
- 2 Hvert enkelt glaspanel kan justeres med op til 10 mm (1°) i enhver retning – et job, der kan udføres fra gelænderets inderside.

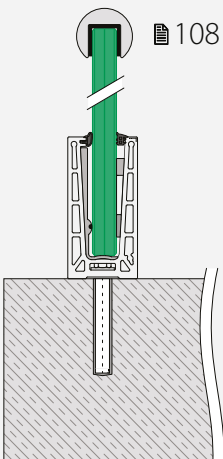


EASY GLASS® PRO - VARIANTER

Pro

Topmontering

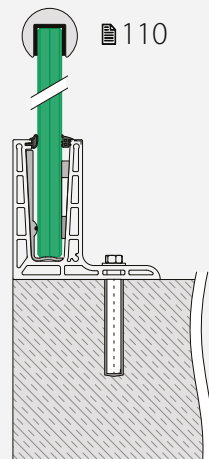
- Også til gulvmontering



Pro F

Topmontering

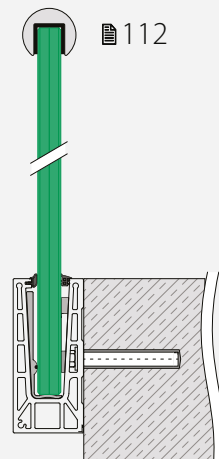
- Til gulve uden afslutning
- Kan også installeres direkte på eller udenpå kanten af en overflade



Pro

Sidemontering

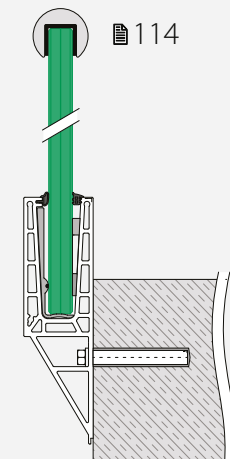
- Valgfri bundprofil-dækprofiler



Pro Y

Sidemontering


- Til gulve uden afslutning
- Kan også installeres direkte på eller udenpå kanten af en overflade
- Valgfri bundprofil-dækprofiler



Glas gelænder base

Safety Wedge System (gummi- og kilesæt)

Til justerbar fastgørelse af glas



MOD 8101

Tilbehør

| Til hærdet glas | T | |
|-----------------|----|---------|
| 208101-050-12 | 12 | L = 5 m |
| 208101-050-15 | 15 | L = 5 m |
| 208101-050-19 | 19 | L = 5 m |

Til lamineret glas

| | | |
|---------------|-------|---------|
| 208101-050-13 | 12,76 | L = 5 m |
| 208101-050-14 | 13,52 | L = 5 m |
| 208101-050-17 | 16,76 | L = 5 m |
| 208101-050-18 | 17,52 | L = 5 m |
| 208101-050-21 | 20,76 | L = 5 m |
| 208101-050-22 | 21,52 | L = 5 m |

International Design Model Protection

Tilbehør

Easy Glass® multi værktøj

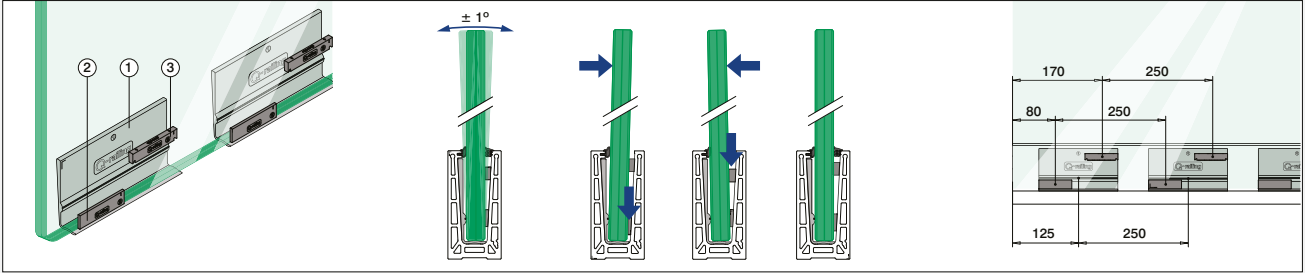


MOD 1001

Tilbehør

| | Q | |
|--------|------|---|
| 201001 | Q-71 | 1 |


Q-INFO | MOD 8101



Glas gelænder base

Safety Wedge System (gummi- og kilesæt)

Til fastgørelse af glas



MOD 8100

Tilbehør

| Til hærdet glas | T | |
|-----------------|----|---------|
| 208100-050-12 | 12 | L = 5 m |
| 208100-050-15 | 15 | L = 5 m |
| 208100-050-19 | 19 | L = 5 m |

Til lamineret glas

| | | |
|---------------|-------|---------|
| 208100-050-13 | 12,76 | L = 5 m |
| 208100-050-14 | 13,52 | L = 5 m |
| 208100-050-17 | 16,76 | L = 5 m |
| 208100-050-18 | 17,52 | L = 5 m |
| 208100-050-21 | 20,76 | L = 5 m |
| 208100-050-22 | 21,52 | L = 5 m |

International Design Model Protection

Tilbehør

Easy Glass® multi værktøj

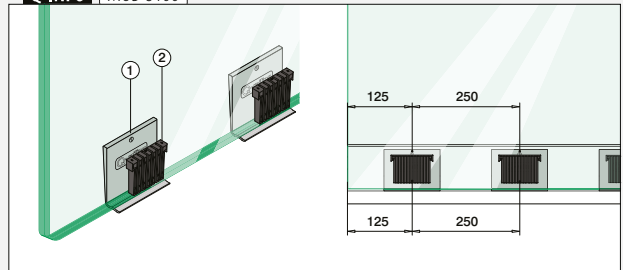


MOD 1001

Tilbehør

| | Q | |
|--------|------|---|
| 201001 | Q-71 | 1 |


Q-INFO | MOD 8100



Glas gelænder base

Safety Wedge System (gummi- og kilesæt)

Til justerbar fastgørelse af glas Easy Glass® Pro F



MOD 8121

Tilbehør

| Til hærdet glas | T | |
|-----------------|----|---------|
| 208121-050-12 | 12 | L = 5 m |
| 208121-050-15 | 15 | L = 5 m |
| 208121-050-19 | 19 | L = 5 m |

Til lamineret glas

| | | |
|---------------|-------|---------|
| 208121-050-13 | 12,76 | L = 5 m |
| 208121-050-14 | 13,52 | L = 5 m |
| 208121-050-17 | 16,76 | L = 5 m |
| 208121-050-18 | 17,52 | L = 5 m |
| 208121-050-21 | 20,76 | L = 5 m |
| 208121-050-22 | 21,52 | L = 5 m |

International Design Model Protection

Tilbehør

Easy Glass® multi værktøj

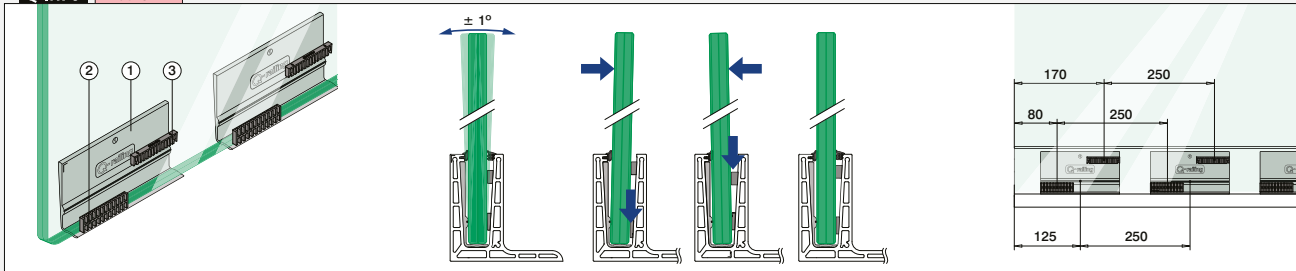


MOD 1001

Tilbehør

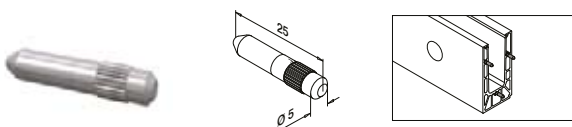
| | Q | |
|--------|------|---|
| 201001 | Q-71 | 1 |

Q-INFO MOD 8121



Glas gelænder base

Forbinderstift



MOD 3005

316 Rå
OUTDOOR

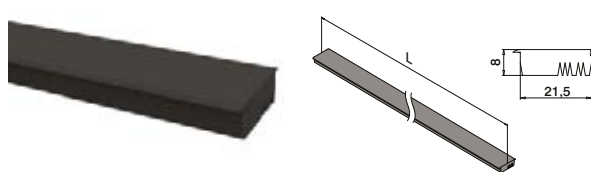
| | | |
|--------|---|--|
| 143005 | 6 | |
|--------|---|--|



Kun så længe lager haves.

Glas gelænder base

Mellemlagsgummi



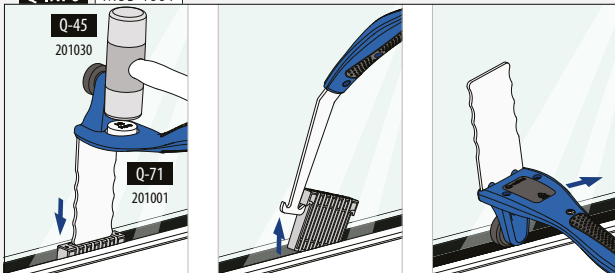
MOD 8105

Tilbehør

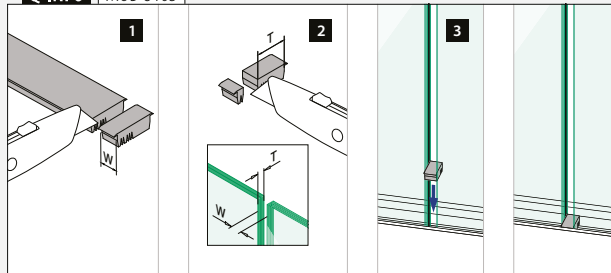
| | | |
|------------|-----------|--|
| 208105-025 | L = 2,5 m | |
|------------|-----------|--|



Q-INFO MOD 1001

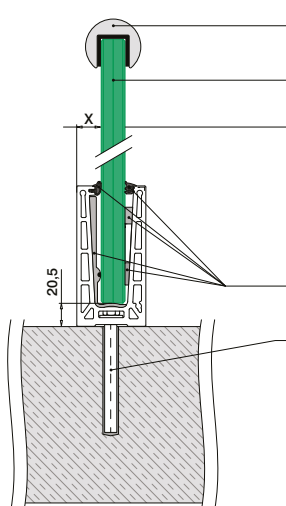


Q-INFO MOD 8105



Glas gelænder base

Bundprofil, topmontering



Valgfri: U-profiler: ■ 169 - 185
Kantbeskyttelse: ■ 166 - 168

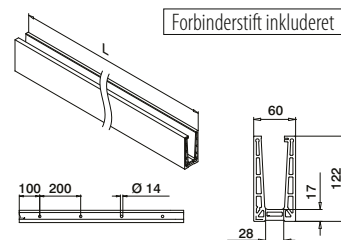
Hærdet/lamineret glas: ■ 160 - 161

Til justerbar fastgørelse af glas X = 18,5
Til ikke-justerbar fastgørelse af glas X = 20,5

Safety Wedge System: ■ 106, 107

Alle ankre: ■ 457 - 463

Der henvises til de respektive certifikater og statiske beregninger til specifikationer såsom monteringsdetaljer, glasmål og glastyper.



MOD 8110

Aluminium Rå

SELL OUT 168110-050-00-00 ■ 457 - 463 L = 5 m

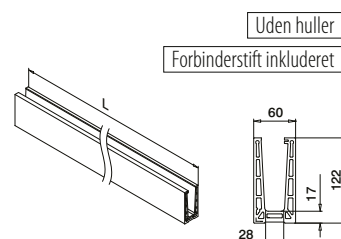
Aluminium Børstet, anodiseret

OUTDOOR

SELL OUT 168110-050-00-18 ■ 457 - 463 L = 5 m



International Design Model Protection



MOD 8110

Aluminium Rå

SELL OUT 168110-050-99-00 L = 5 m

Aluminium Børstet, anodiseret

OUTDOOR

SELL OUT 168110-050-99-18 L = 5 m



International Design Model Protection

SELL OUT Kun så længe lager haves.

Q-INFO

PREFIX

Q-INFO

MOD 8105
■ 107

Mellemlagsgummi

Q-INFO Aluminium

00 18

Rå Børstet, anodiseret

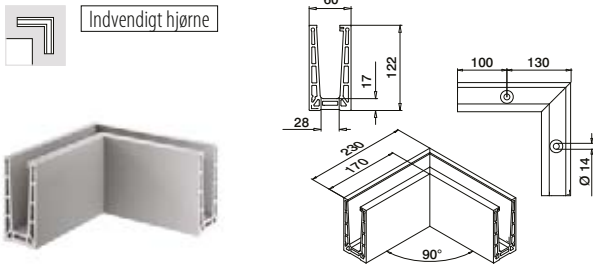
Q-INFO

MOD 3005
■ 107

Ekstra forbindelsesstifter

Glas gelænder base

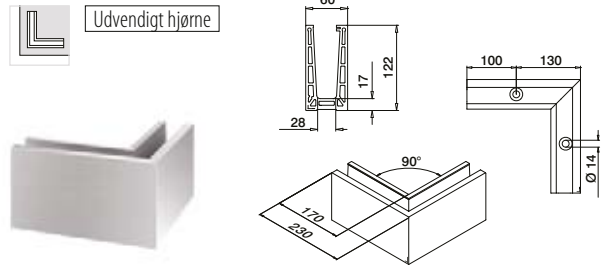
Hjørne, topmontering



MOD 8111

Aluminium Børstet, anodiseret
OUTDOOR

| SELL OUT | 168111-01-18 | 457 - 463 | 1 |
|----------|--------------|-----------|---|
| | | | |
| | | | |



MOD 8111

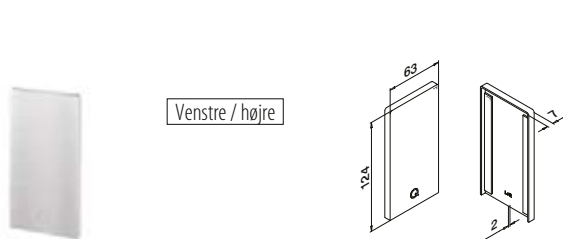
Aluminium Børstet, anodiseret
OUTDOOR

| SELL OUT | 168111-02-18 | 457 - 463 | 1 |
|----------|--------------|-----------|---|
| | | | |
| | | | |



Glas gelænder base

Endekapper, topmontering



MOD 8112

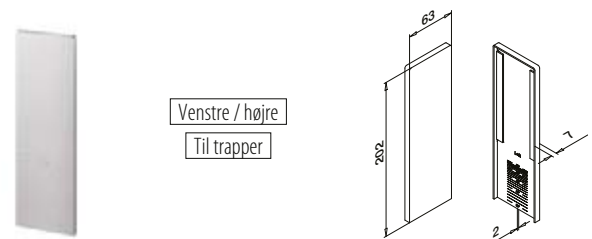
Aluminium Rå

Tape

| SELL OUT | 168112-00-00 | Færdigpakket | 1 |
|----------|--------------|--------------|---|
| | | | |
| | | | |

Aluminium Børstet, anodiseret
OUTDOOR

| SELL OUT | 168112-00-18 | Klargjort på forhånd | 1 |
|----------|--------------|----------------------|---|
| | | | |
| | | | |



MOD 8113

Aluminium Børstet, anodiseret

OUTDOOR

Tape

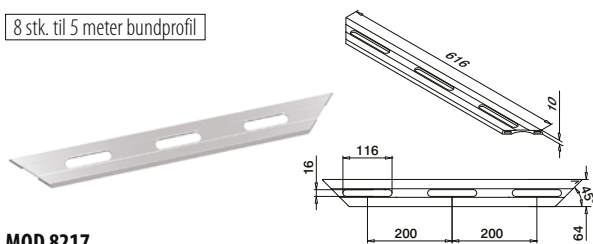
| SELL OUT | 168113-00-18 | Klargjort på forhånd | 1 |
|----------|--------------|----------------------|---|
| | | | |
| | | | |



Glas gelænder base

Drænprofiler, topmontering

8 stk. til 5 meter bundprofil



MOD 8217

Aluminium Børstet, anodiseret
OUTDOOR

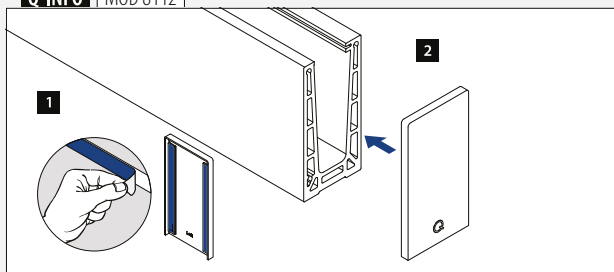
| SELL OUT | 168217-18 | | 4 |
|----------|-----------|--|---|
| | | | |
| | | | |



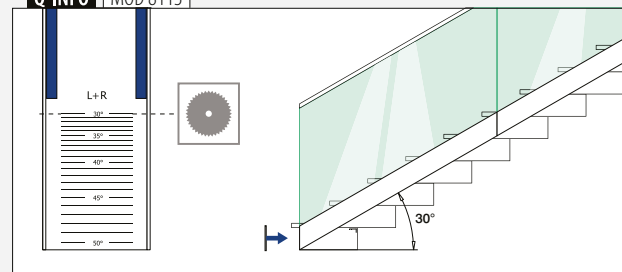
Samlevejledning:


<https://qrco.de/bfcUSy>

Q-INFO MOD 8112



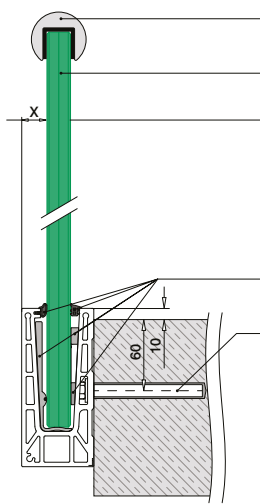
Q-INFO MOD 8113





Glas gelænder base

Bundprofil, sidemontering



Valgfri: U-profiler: ■ 169 - 185
Kantbeskyttelse: ■ 166 - 168

Hærdet/lamineret glas: ■ 160 - 161

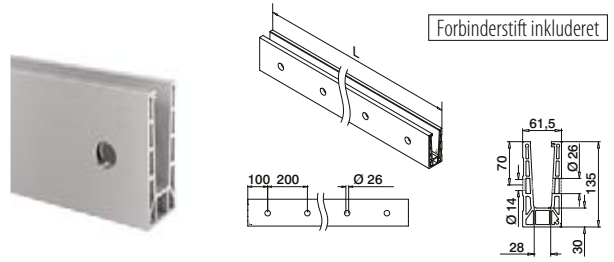
Til justerbar fastgørelse af glas X = 18,5

Til ikke-justerbar fastgørelse af glas X = 20,5

Safety Wedge System: ■ 106, 107

Alle ankre: ■ 457 - 463

Der henvises til de respektive certifikater og statiske beregninger til specifikationer såsom monteringsdetaljer, glasmål og glastyper.



MOD 8130

Aluminium Børstet, anodiseret

OUTDOOR

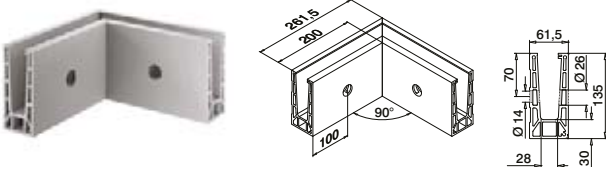
SELL OUT 168130-050-00-18 ■ 457 - 463 L = 5 m



International Design Model Protection

Glas gelænder base

Hjørne, sidemontering

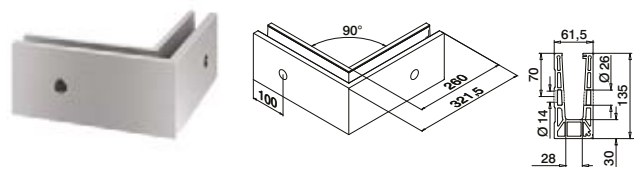


MOD 8131

Aluminium Børstet, anodiseret

OUTDOOR

SELL OUT 168131-01-18 ■ 457 - 463 1



MOD 8131

Aluminium Børstet, anodiseret

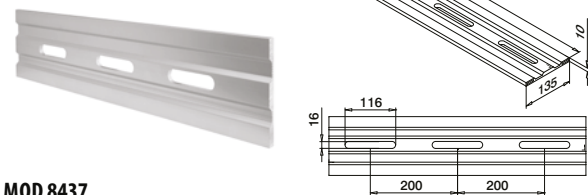
OUTDOOR

SELL OUT 168131-02-18 ■ 457 - 463 1

Glas gelænder base

Drænprofiler, sidemontering

8 stk. til 5 meter bundprofil



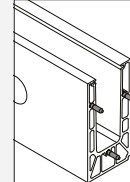
MOD 8437

Aluminium Børstet, anodiseret

OUTDOOR

SELL OUT 168437-18 4

Q-INFO MOD 8130 / 8131



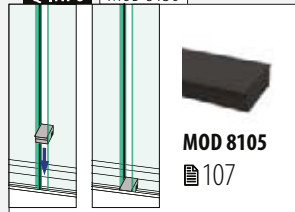
MOD 3005
■ 107

Ekstra forbindelsesstifter

Q-INFO MOD 8130

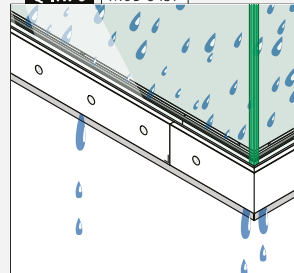


Q-INFO MOD 8130



Mellemlagsgummi

Q-INFO MOD 8437



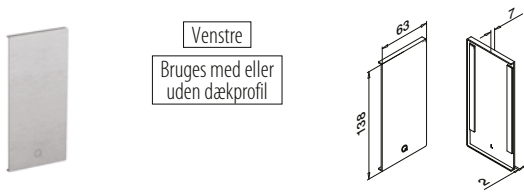
Samlevejledning:



<https://arco.de/bfcUSv>

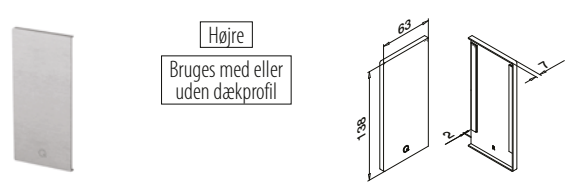
Glas gelænder base

Endekapper, sidemontering



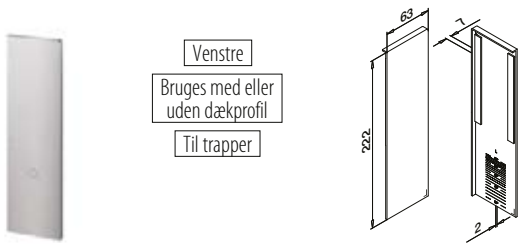
MOD 8132

| | | |
|-----------------------|----------------------|---|
| Aluminium | Børstet, anodiseret | |
| OUTDOOR | Tape | |
| SELL OUT 168132-01-18 | Klargjort på forhånd | 1 |



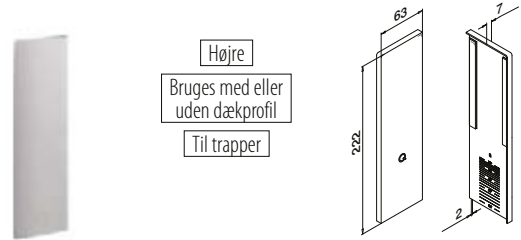
MOD 8132

| | | |
|-----------------------|----------------------|---|
| Aluminium | Børstet, anodiseret | |
| OUTDOOR | Tape | |
| SELL OUT 168132-02-18 | Klargjort på forhånd | 1 |



MOD 8133

| | | |
|-----------------------|----------------------|---|
| Aluminium | Børstet, anodiseret | |
| OUTDOOR | Tape | |
| SELL OUT 168133-01-18 | Klargjort på forhånd | 1 |



MOD 8133

| | | |
|-----------------------|----------------------|---|
| Aluminium | Børstet, anodiseret | |
| OUTDOOR | Tape | |
| SELL OUT 168133-02-18 | Klargjort på forhånd | 1 |



Glas gelænder base

Dækprofil, sidemontering



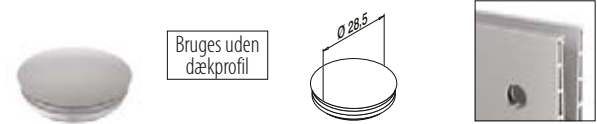
MOD 8135

| | | |
|------------------------|----------------------|---------|
| Aluminium | Børstet, anodiseret | |
| OUTDOOR | Tape | |
| SELL OUT 168135-050-18 | Klargjort på forhånd | L = 5 m |



Glas gelænder base

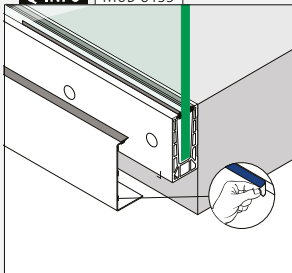
Blindprop, sidemontering



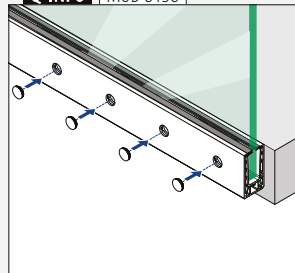
MOD 8138

| | | |
|--------------------|------------------------|----|
| Plastik | Aluminiumsgrå RAL 9006 | |
| INDOOR | Tape | |
| SELL OUT 158138-36 | | 10 |

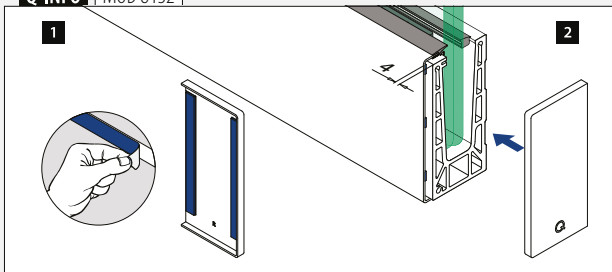
Q-INFO MOD 8135



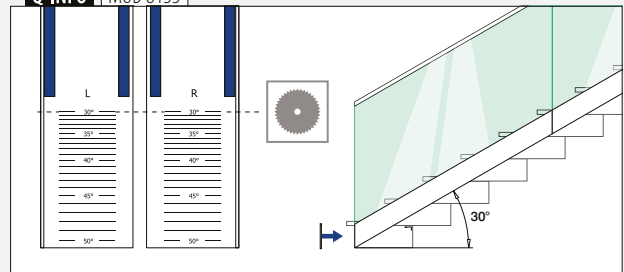
Q-INFO MOD 8138



Q-INFO MOD 8132



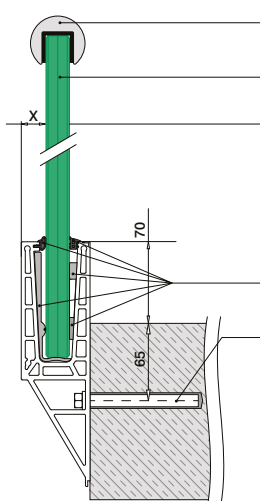
Q-INFO MOD 8133



SELL OUT Kun så længe lager haves.

Glas gelænder base

Bundprofil, sidemontering



Valgfri: U-profiler: ■ 169 - 185
Kantbeskyttelse: ■ 166 - 168

Hærdet/lamineret glas: ■ 160 - 161

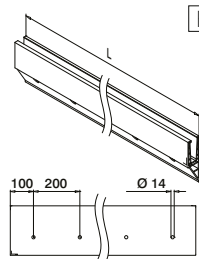

Til justerbar fastgørelse af glas X = 18,5
Til ikke-justerbar fastgørelse af glas X = 20,5

Safety Wedge System: ■ 106, 107

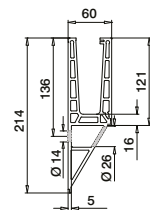
Alle ankre: ■ 457 - 463

Der henvises til de respektive certifikater og statiske beregninger til specifikationer såsom monteringsdetaljer, glasmål og glastyper.

168140-050-00-00 18



Forbinderstift inkluderet



MOD 8140

Aluminium Rå

SELL OUT 168140-050-00-00 ■ 457 - 463 L = 5 m

Aluminium Børstet, anodiseret
OUTDOOR

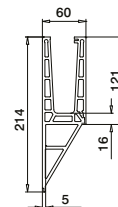
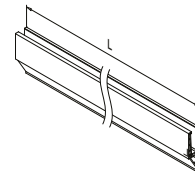
SELL OUT 168140-050-00-18 ■ 457 - 463 L = 5 m



International Design Model Protection

Uden huller

Forbinderstift inkluderet



MOD 8140

Aluminium Børstet, anodiseret

OUTDOOR

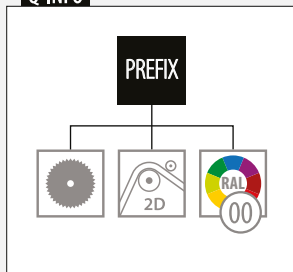
SELL OUT 168140-050-99-18 L = 5 m



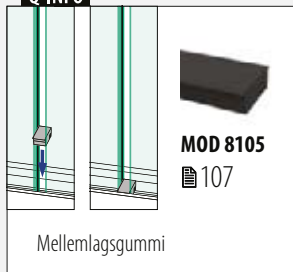
International Design Model Protection

SELL OUT Kun så længe lager haves.

Q-INFO



Q-INFO



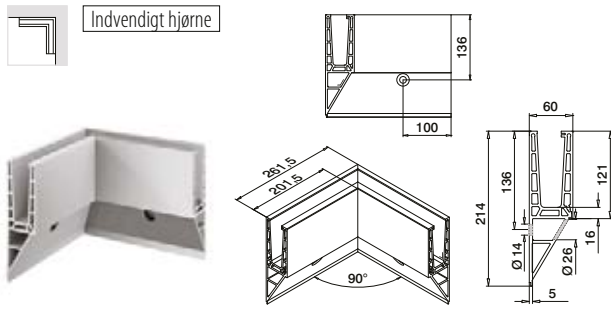
Q-INFO Aluminium



Q-INFO

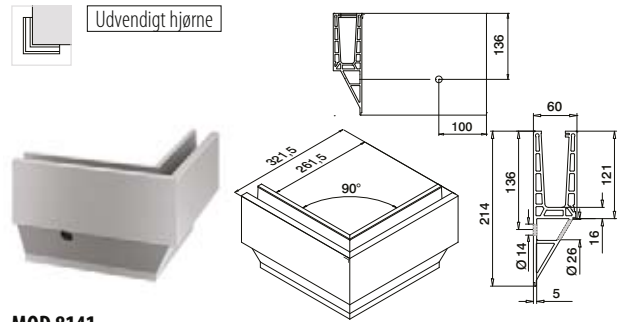


Glas gelænder base
Hjørne, sidemontering



MOD 8141
Aluminium Børstet, anodiseret
OUTDOOR

| | | | |
|----------|--------------|-----------|---|
| SELL OUT | 168141-01-18 | 457 - 463 | 1 |
|----------|--------------|-----------|---|

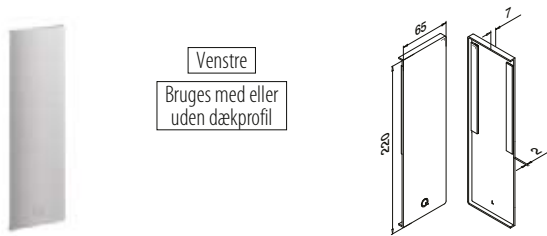


MOD 8141
Aluminium Børstet, anodiseret
OUTDOOR

| | | | |
|----------|--------------|-----------|---|
| SELL OUT | 168141-02-18 | 457 - 463 | 1 |
|----------|--------------|-----------|---|

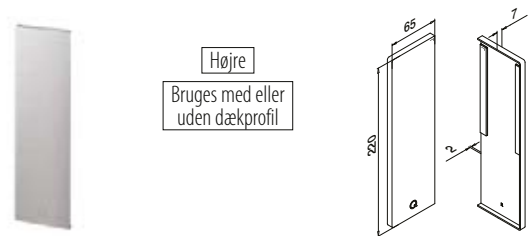


Glas gelænder base
Endekapper, sidemontering



MOD 8142
Aluminium Børstet, anodiseret
OUTDOOR **Tape**

| | | | |
|----------|--------------|----------------------|---|
| SELL OUT | 168142-01-18 | Klargjort på forhånd | 1 |
|----------|--------------|----------------------|---|



MOD 8142
Aluminium Børstet, anodiseret
OUTDOOR **Tape**

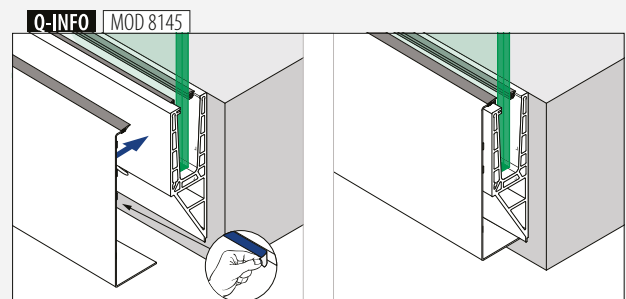
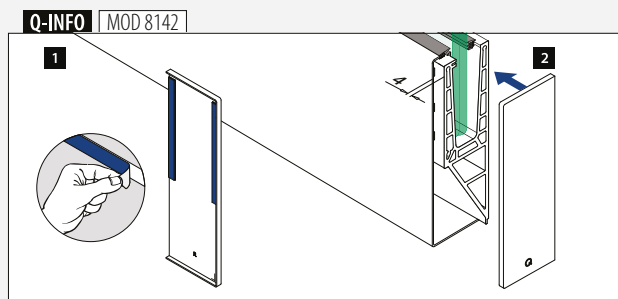
| | | | |
|----------|--------------|----------------------|---|
| SELL OUT | 168142-02-18 | Klargjort på forhånd | 1 |
|----------|--------------|----------------------|---|

Glas gelænder base
Dækprofil, sidemontering



MOD 8145
Aluminium Børstet, anodiseret
OUTDOOR **Tape**

| | | | |
|----------|---------------|----------------------|---------|
| SELL OUT | 168145-050-18 | Klargjort på forhånd | L = 5 m |
|----------|---------------|----------------------|---------|






Designet til: Kraftig til meget kraftig belastning
Brug: Indendørs og udendørs
Varianter: Top-, gulv- og sidemontering
Anvendelse: Balkoner, gallerier, gangbroer, skilleelementer og trapper
Materiale: Aluminium (børstet anodiseret og rå)
Glastykkelse: 19 til 31,52 mm

Find alle oplysninger om
Easy Glass Max online:



[https://q-ne.ws/
Max23](https://q-ne.ws/Max23)

EASY GLASS[®] MAX



Usædvanligt stærkt og sikkert

Dette elegante og stærke system kan nemt klare ekstremt store belastninger og høje vindhastigheder. Dets kombination af kvaliteter gør Max til det perfekte valg til offentlige steder med ekstra høje krav såsom stadions, lufthavne og indkøbscentre.

| | |
|------------------------------|-----------|
| Easy Glass® Max | DK |
| Max. linje belastning (kN/m) | 3,0 |

Vær opmærksom på specifikationerne for montering og glas dimensioner i hvert certifikat.

Internationalt testet/beregnet/certificeret:



- 1 Det perfekte valg til offentlige steder med ekstra høje krav såsom stadions.
- 2 Kan monteres direkte på beton uden behov for en stålstruktur.



EASY GLASS® MAX - VARIANTER

Max Topmontering

- Også til gulvmontering

Max F Topmontering

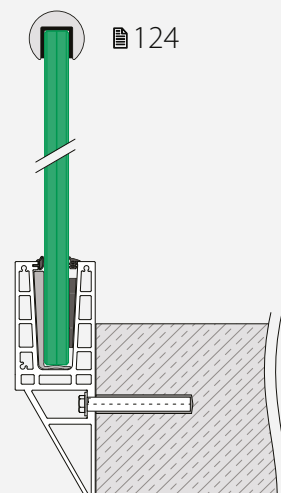
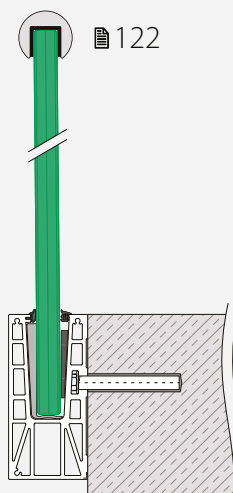
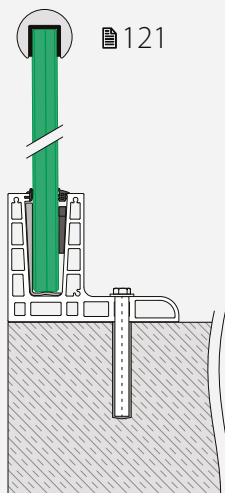
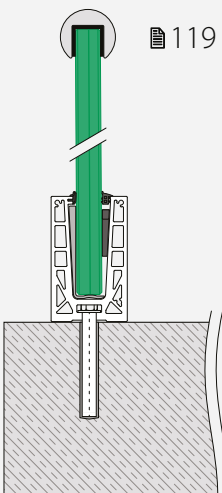
- Til gulve uden afslutning
- Kan også installeres direkte på eller udenpå kanten af en overflade

Max Sidemontering

- Dækprofiler til bundprofiler tilbydes

Max Y Sidemontering


- Til gulve uden afslutning
- Kan også installeres direkte på eller udenpå kanten af en overflade
- Valgfri bundprofil-dækprofiler



Glas gelænder base

Safety Wedge System (gummi- og kilesæt)

Til fastgørelse af glas



MOD 8500

| Tilbehør | | |
|--------------------|----------|----------|
| Til hærdet glas | T | |
| 208500-050-19 | 19 | L = 5 m |
| 208500-050-25 | 25 | L = 5 m |
| | | |
| 208500-250-19 | 19 | L = 25 m |
| | | |
| Til lamineret glas | | |
| 208500-050-21 | 20,76 | L = 5 m |
| 208500-050-22 | 21,52 | L = 5 m |
| 208500-050-24 | 24,76 | L = 5 m |
| 208500-050-26 | 25,52 | L = 5 m |
| 208500-050-32 | 31,52 | L = 5 m |
| | | |
| 208500-250-21 | 20,76 | L = 25 m |
| 208500-250-22 | 21,52 | L = 25 m |
| 208500-250-24 | 24,76 | L = 25 m |
| 208500-250-26 | 25,52 | L = 25 m |
| 208500-250-32 | 31,52 | L = 25 m |

International Design Model Protection

Tilbehør

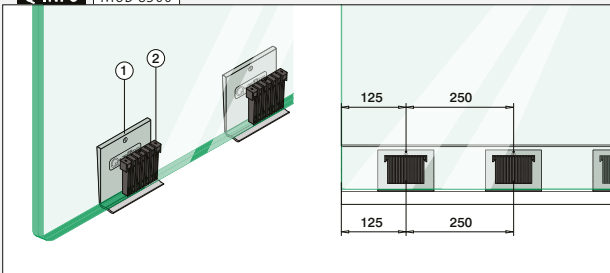
Easy Glass® multi værktøj



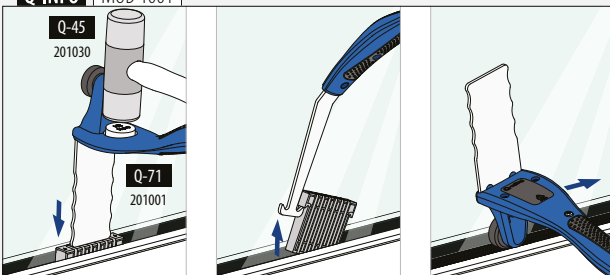
MOD 1001

| Tilbehør | | |
|----------|----------|---|
| | Q | |
| 201001 | Q-71 | 1 |

Q-INFO MOD 8500



Q-INFO MOD 1001



Tilbehør

Enkelt gummiliste



MOD 8506

| Tilbehør | |
|---------------|----------|
| 208506-250-00 | L = 25 m |

NEW



MOD 8506

| Tilbehør | | |
|-----------------|----------|----------|
| Til hærdet glas | T | |
| 208506-250-19 | 19 | L = 25 m |

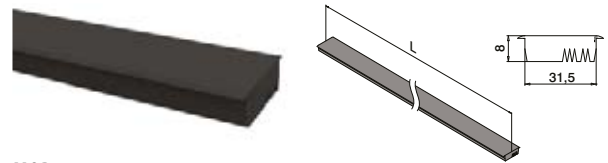
Til lamineret glas

| | | |
|---------------|---------------|----------|
| 208506-250-22 | 20,76 - 21,52 | L = 25 m |
| 208506-250-26 | 24,76 - 25,52 | L = 25 m |
| 208506-250-32 | 31,52 | L = 25 m |

NEW

Glas gelænder base

Mellemlagsgummi

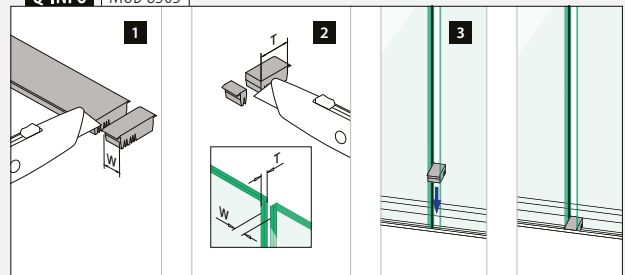


MOD 8505

| Tilbehør | |
|------------|-----------|
| 208505-025 | L = 2,5 m |

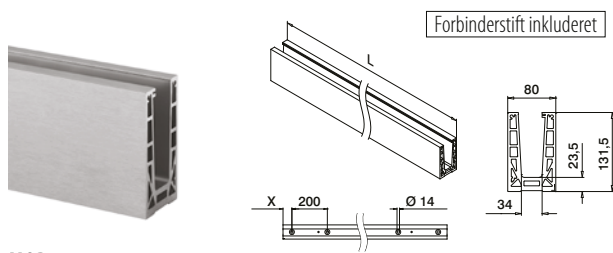
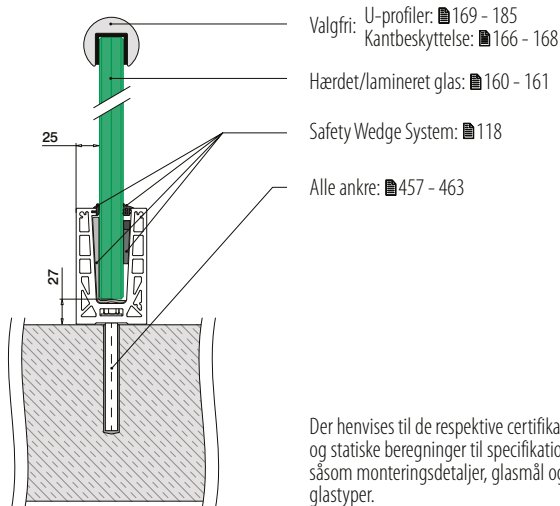


Q-INFO MOD 8505



Glas geländer base

Bundprofil, topmontering



MOD 8510

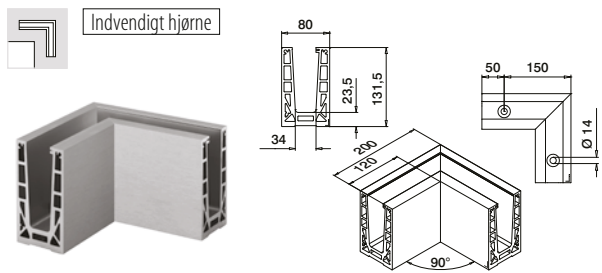
| Aluminium | | Rå | X | | |
|-----------|------------------|---------------------|-----------|-----------|--|
| NEW | 168510-025-00-00 | 50 | 457 - 463 | L = 2,5 m | |
| NEW | 168510-050-00-00 | 100 | 457 - 463 | L = 5 m | |
| Aluminium | | Børstet, anodiseret | | | |
| | 168510-025-00-18 | 50 | 457 - 463 | L = 2,5 m | |
| NEW | 168510-050-00-18 | 100 | 457 - 463 | L = 5 m | |



International Design Model Protection

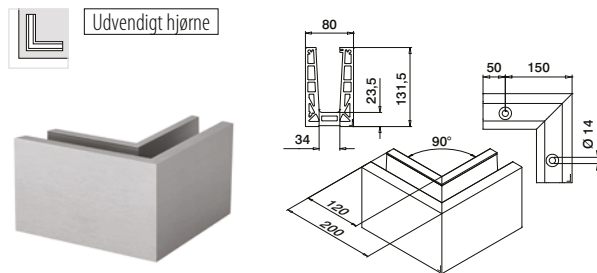
Glas geländer base

Hjørne, topmontering



MOD 8511

| Aluminium | | Børstet, anodiseret | | |
|--------------|-----------|---------------------|--|--|
| OUTDOOR | | | | |
| 168511-01-18 | 457 - 463 | 1 | | |



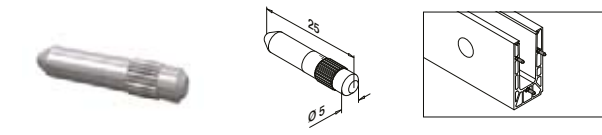
MOD 8511

| Aluminium | | Børstet, anodiseret | | |
|--------------|-----------|---------------------|--|--|
| OUTDOOR | | | | |
| 168511-02-18 | 457 - 463 | 1 | | |



Glas geländer base

Forbinderstift

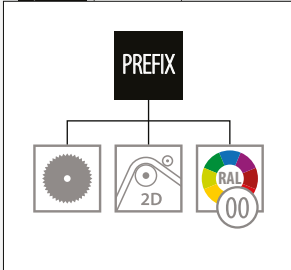


MOD 3005

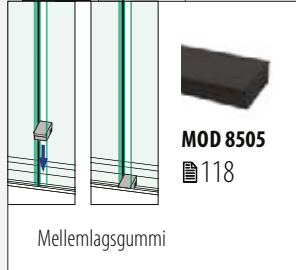
| 316 | | Rå | | |
|---------|--|----|--|--|
| OUTDOOR | | | | |
| 143005 | | 6 | | |



Q-INFO MOD 8510



Q-INFO MOD 8510

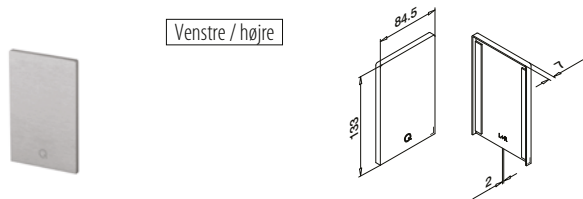


Q-INFO Aluminium



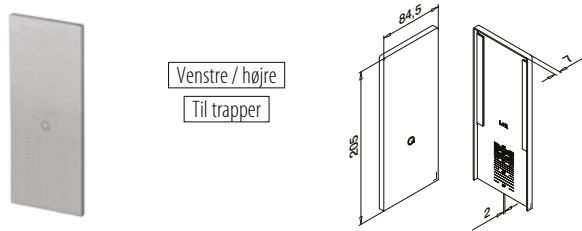
Glas gelænder base

Endekapper, topmontering



MOD 8512

| | | | |
|------------------|----------------------|---|--|
| Aluminium | Børstet, anodiseret | | |
| OUTDOOR | Tape | | |
| 168512-00-18 | Klargjort på forhånd | 1 | |



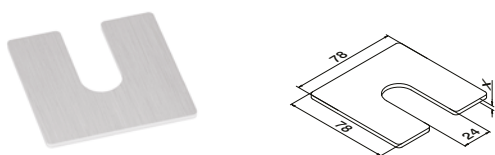
MOD 8513

| | | | |
|------------------|----------------------|---|--|
| Aluminium | Børstet, anodiseret | | |
| OUTDOOR | Tape | | |
| 168513-00-18 | Klargjort på forhånd | 1 | |



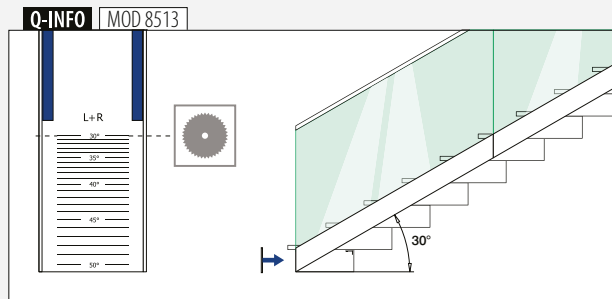
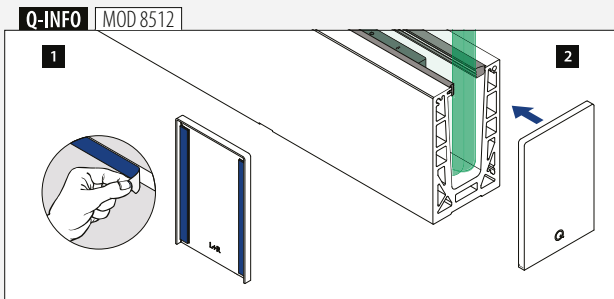
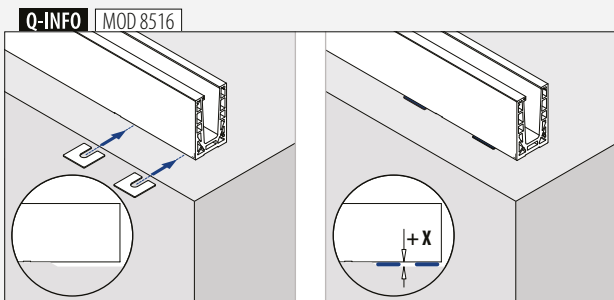
Glas gelænder base

Justeringsplade, topmontering

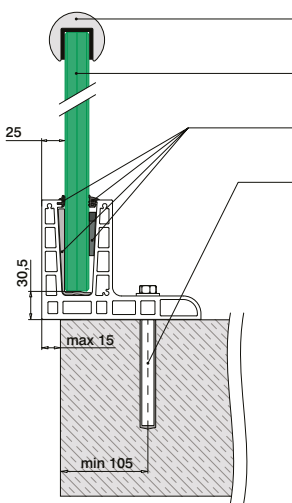


MOD 8516

| | | | |
|------------------|----------|-----|--|
| Aluminium | Rå | | |
| | X | | |
| 168516-001 | 1 | 100 | |
| 168516-002 | 2 | 100 | |
| 168516-003 | 3 | 100 | |

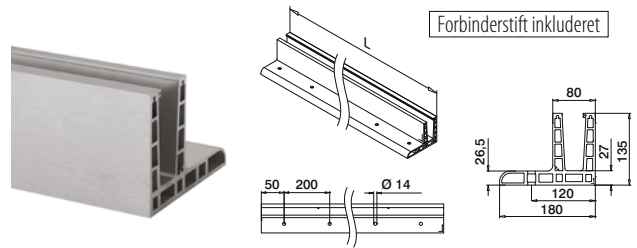


Glas geländer base
Bundprofil, topmontering



- Valgfri: U-profiler: ■ 169 - 185
- Kantbeskyttelse: ■ 166 - 168
- Hærdet/lamineret glas: ■ 160 - 161
- Safety Wedge System: ■ 118
- Alle ankre: ■ 457 - 463

Der henvises til de respektive certifikater og statiske beregninger til specifikationer såsom monteringsdetaljer, glasmål og glastyper.




MOD 8520

Aluminium Børstet, anodiseret
OUTDOOR
168520-025-00-18 ■ 457 - 463 L = 2,5 m



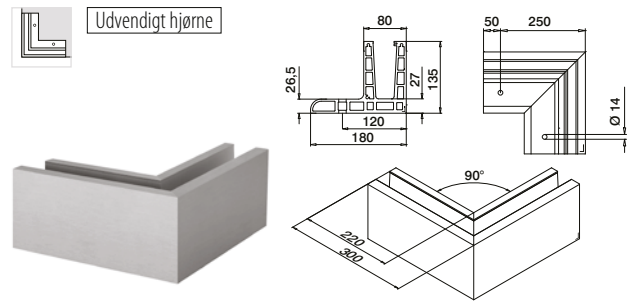
International Design
Model Protection

Glas geländer base
Hjørne, topmontering



MOD 8521

Aluminium Børstet, anodiseret
OUTDOOR
168521-01-18 ■ 457 - 463 1

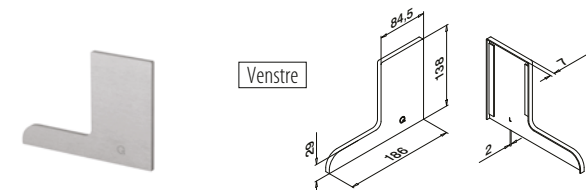


MOD 8521

Aluminium Børstet, anodiseret
OUTDOOR
168521-02-18 ■ 457 - 463 1

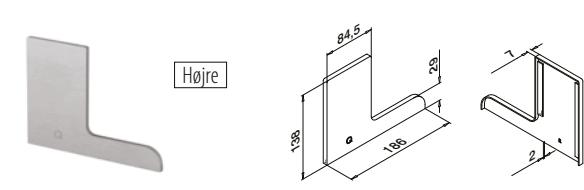


Glas geländer base
Endekapper, topmontering



MOD 8522

Aluminium Børstet, anodiseret
OUTDOOR **Tape**
168522-01-18 Klargjort på forhånd 1



MOD 8522

Aluminium Børstet, anodiseret
OUTDOOR **Tape**
168522-02-18 Klargjort på forhånd 1

Q-INFO MOD 8520

Q-INFO MOD 8520

MOD 8505
■ 118

Mellemlagsgummi

Q-INFO MOD 8522

Glas gelænder base

Bundprofil, sidemontering

Valgfri: U-profiler: ■ 169 - 185
Kantbeskyttelse: ■ 166 - 168

Hærdet/lamineret glas: ■ 160 - 161

Safety Wedge System: ■ 118

Alle ankre: ■ 457 - 463

Der henvises til de respektive certifikater og statiske beregninger til specifikationer såsom monteringsdetaljer, glasmål og glastyper.

Forbinderstift inkluderet

MOD 8530
Aluminium Børstet, anodiseret
OUTDOOR
 168530-025-00-18 ■ 457 - 463 L = 2,5 m



International Design Model Protection

Glas gelænder base

Hjørne, sidemontering

Indvendigt hjørne

MOD 8531
Aluminium Børstet, anodiseret
OUTDOOR
 168531-01-18 ■ 457 - 463 1

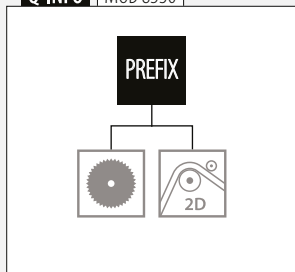


Udvendigt hjørne

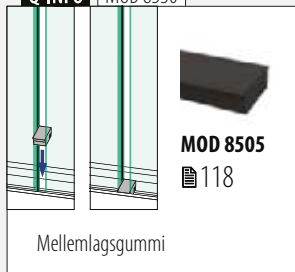
MOD 8531
Aluminium Børstet, anodiseret
OUTDOOR
 168531-02-18 ■ 457 - 463 1



Q-INFO MOD 8530



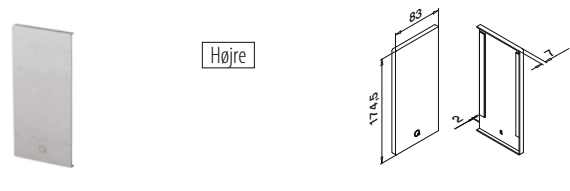
Q-INFO MOD 8530



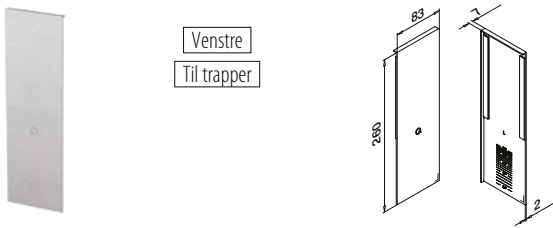
Glas gelænder base
Endekapper, sidemontering



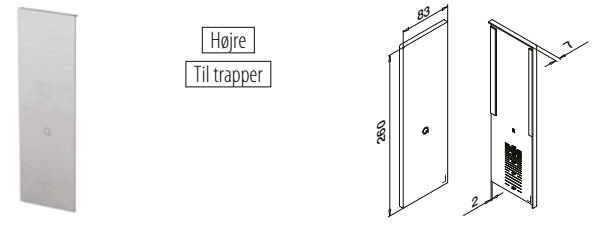
MOD 8532
Aluminium Børstet, anodiseret
OUTDOOR **Tape**
 168532-01-18 Klargjort på forhånd 1



MOD 8532
Aluminium Børstet, anodiseret
OUTDOOR **Tape**
 168532-02-18 Klargjort på forhånd 1



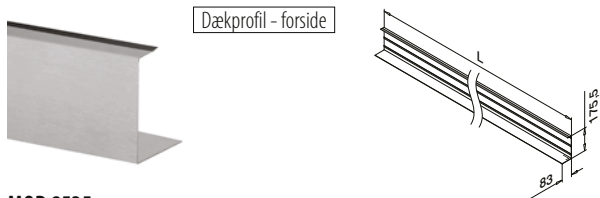
MOD 8533
Aluminium Børstet, anodiseret
OUTDOOR **Tape**
 168533-01-18 Klargjort på forhånd 1



MOD 8533
Aluminium Børstet, anodiseret
OUTDOOR **Tape**
 168533-02-18 Klargjort på forhånd 1



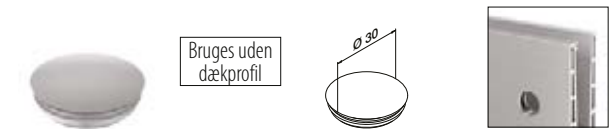
Glas gelænder base
Dækprofil, sidemontering



MOD 8535
Aluminium Børstet, anodiseret
OUTDOOR **Tape**
 168535-050-18 Klargjort på forhånd L = 5 m

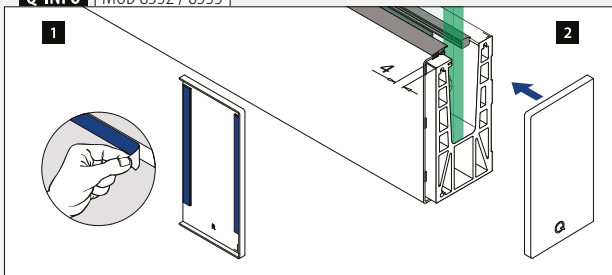


Glas gelænder base
Blindprop, sidemontering

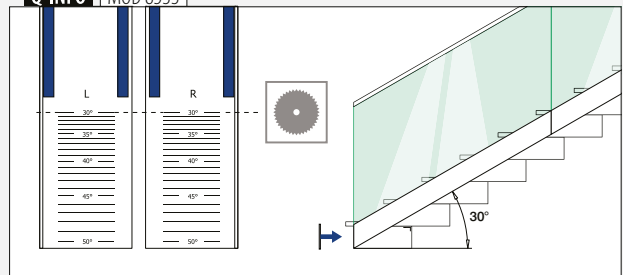


MOD 8538
Plastik Aluminiumgrå RAL 9006
INDOOR
 158538-36 10

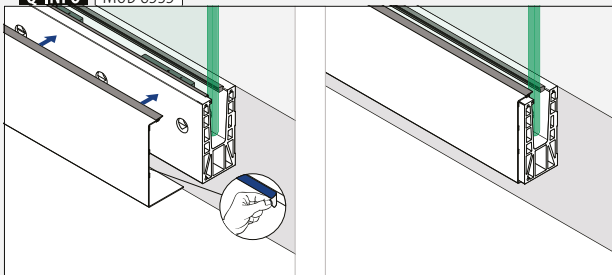
Q-INFO MOD 8532 / 8533



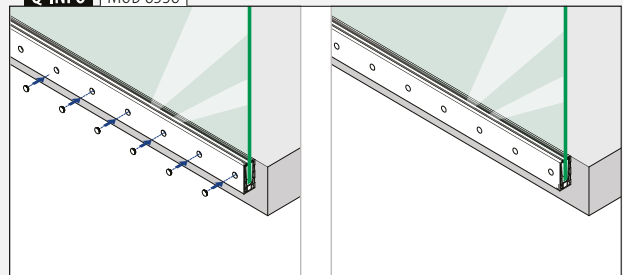
Q-INFO MOD 8533



Q-INFO MOD 8535

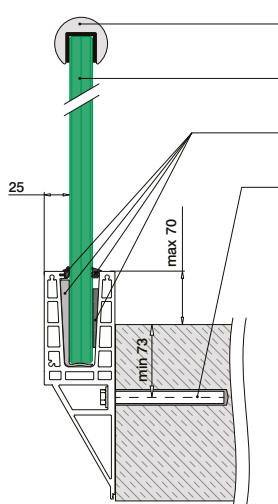


Q-INFO MOD 8538



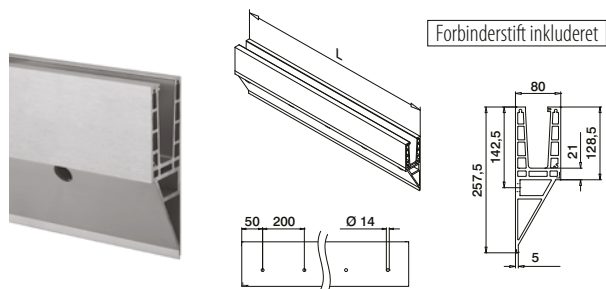
Glas gelænder base

Bundprofil, sidemontering



- Valgfri: U-profiler: █ 169 - 185
Kantbeskyttelse: █ 166 - 168
- Hærdet/lamineret glas: █ 160 - 161
- Safety Wedge System: █ 118
- Alle ankre: █ 457 - 463

Der henvises til de respektive certifikater og statiske beregninger til specifikationer såsom monteringsdetaljer, glasmål og glastyper.



MOD 8540

Aluminium Børstet, anodiseret

OUTDOOR

168540-025-00-18

█ 457 - 463

L = 2,5 m



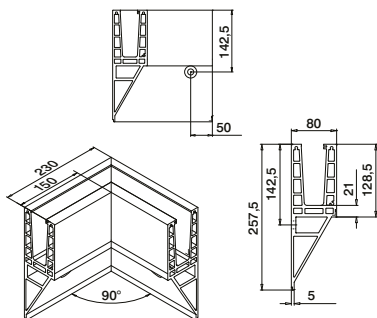
International Design
Model Protection

Glas gelænder base

Hjørne, sidemontering



Indvendigt hjørne



MOD 8541

Aluminium Børstet, anodiseret

OUTDOOR

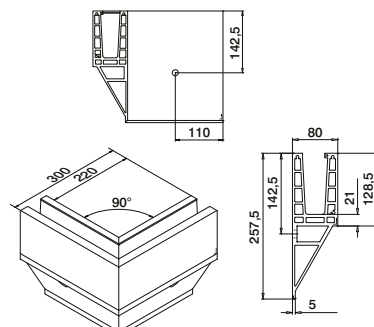
168541-01-18

█ 457 - 463

1



Udvendigt hjørne



MOD 8541

Aluminium Børstet, anodiseret

OUTDOOR

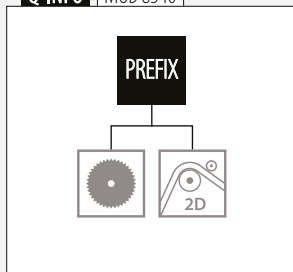
168541-02-18

█ 457 - 463

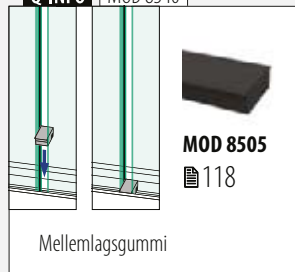
1



Q-INFO MOD 8540



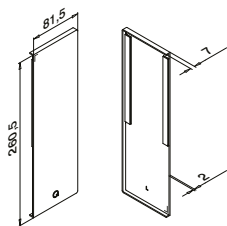
Q-INFO MOD 8540



Endekapper, sidemontering



Venstre

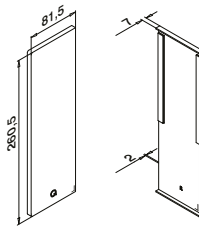


MOD 8542

| | | |
|------------------|----------------------|---|
| Aluminium | Børstet, anodiseret | |
| OUTDOOR | Tape | |
| 168542-01-18 | Klargjort på forhånd | 1 |



Højre



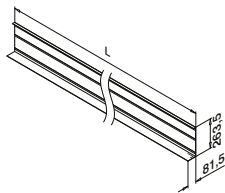
MOD 8542

| | | |
|------------------|----------------------|---|
| Aluminium | Børstet, anodiseret | |
| OUTDOOR | Tape | |
| 168542-02-18 | Klargjort på forhånd | 1 |

Dækprofil, sidemontering



Dækprofil - forside

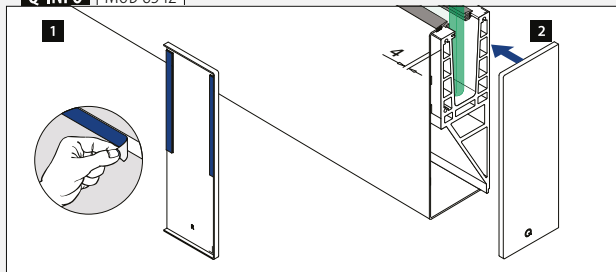


MOD 8545

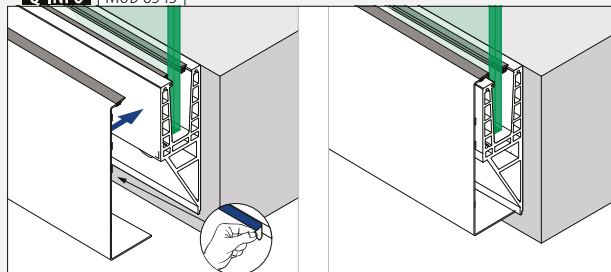
| | | |
|------------------|----------------------|---------|
| Aluminium | Børstet, anodiseret | |
| OUTDOOR | Tape | |
| 168545-050-18 | Klargjort på forhånd | L = 5 m |



Q-INFO MOD 8542



Q-INFO MOD 8545





Designet til:

Brug:

Varianter:

Anvendelser:

Materiale:

Glasykkelse:

Let og middel belastning

Indendørs og udendørs

Top-, gulv- og sidemontering

Balkoner, gallerier, tagterrasser

Aluminium (rå og børstet

anodiseret)

12 til 17,52 mm,

maks. 700 mm høje

Find alle oplysninger om

Easy Glass Up online:



[https://q-ne.ws/
Up23](https://q-ne.ws/Up23)

EASY GLASS® UP



Uhindret udsigt fra alle steder, der er omkranset af lave mure

Easy Glass® Up er den ultimative løsning til ethvert område omgivet af halvmure. Dens ultra-slanke bundprofiler – enten top- eller side- monterede – sikrer en uhindret udsigt, og du kan bruge systemet til at skabe et balkongelænder med glasfyldninger, som er op til 700 mm høje. Det er den bedste løsning, hvis du vil have mest muligt ud af en tagterrace.

| Easy Glass® Up | DK |
|------------------------------|-----|
| Max. linje belastning (kN/m) | 1,0 |

Vær opmærksom på specifikationerne for montering og glas dimensioner, samt glastyper i hvert certifikat.

Internationalt testet/beregnet/certificeret:



- 1 Med kun en enkelt bundprofil, som blot er 80 mm høj, giver Up fri udsigt fra enhver altan eller tagterrace med halvmure.
- 2 Du kan nemt montere det fra indersiden.

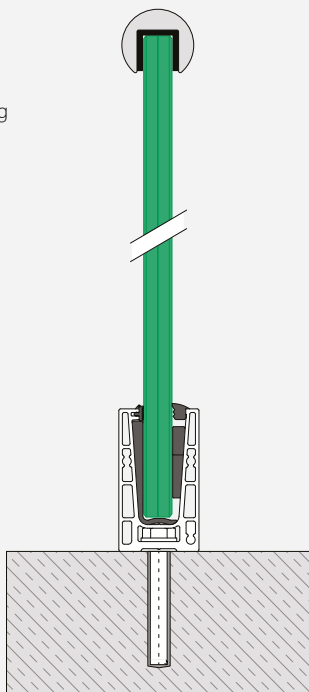


EASY GLASS® UP - VARIANTER

Up Topmontering

- Til halvmure
- Også til gulvmontering

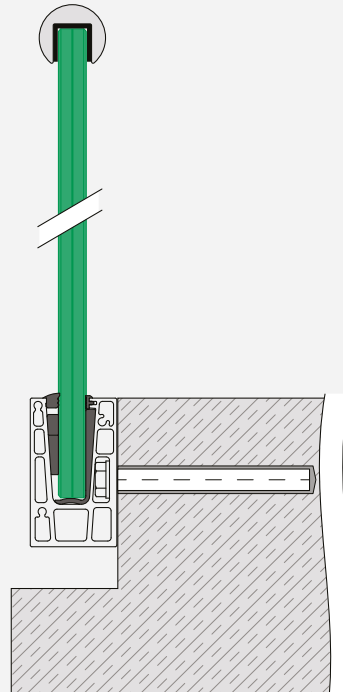
130



Up Sidemontering

- Til halvmure (spejlvendt montering)
- Valgfri bundprofil- dækprofiler


131



Glas gelænder base

Safety Wedge System (gummi- og kilesæt)

Til fastgørelse af glas



MOD 6600

| Tilbehør | | |
|-----------------|----------|---------|
| Til hærdet glas | T | |
| 206600-050-12 | 12 | L = 5 m |
| 206600-050-15 | 15 | L = 5 m |

Til lamineret glas

| | | |
|---------------|-------|---------|
| 206600-050-13 | 12,76 | L = 5 m |
| 206600-050-14 | 13,52 | L = 5 m |
| 206600-050-17 | 16,76 | L = 5 m |
| 206600-050-18 | 17,52 | L = 5 m |

Tilbehør

Easy Glass® multi værktøj

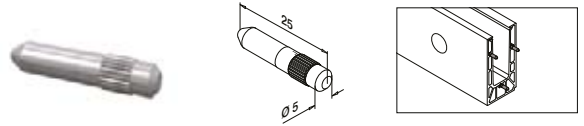


MOD 1001

| Tilbehør | | |
|----------|------------------|-------|
| 201001 | Q Q-71 | 1 |

Glas gelænder base

Forbinderstift

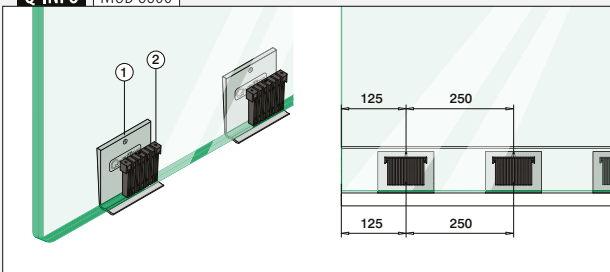


MOD 3005

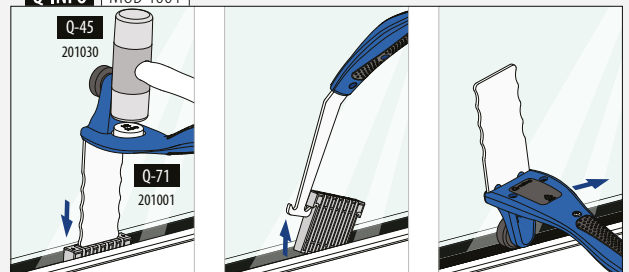
| | | |
|--------|---------------------------------|-------|
| 143005 | 316 Rå OUTDOOR | 6 |
|--------|---------------------------------|-------|



Q-INFO MOD 6600



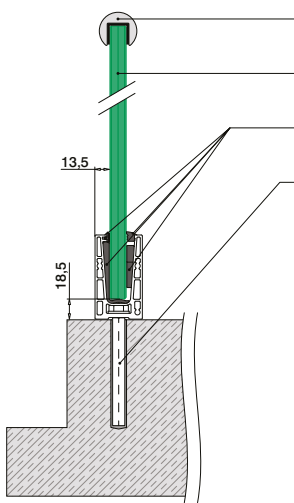
Q-INFO MOD 1001





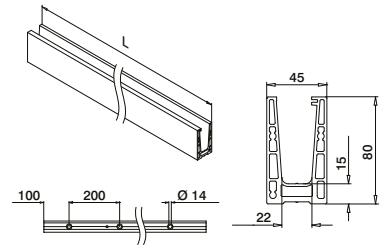
Glas gelænder base

Bundprofil, topmontering



- Valgfri: U-profiler: 169 - 185
Kantbeskyttelse: 166 - 168
- Hærdet/lamineret glas: 160 - 161
- Safety Wedge System: 128
- Alle ankre: 457 - 463

Der henvises til de respektive certifikater og statiske beregninger til specifikationer såsom monteringsdetaljer, glasmål og glastyper.



MOD 6610

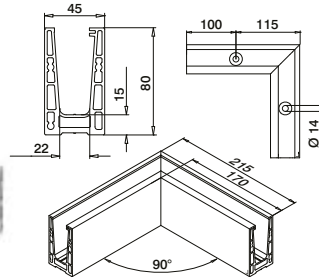
| | | | |
|------------------|---------------------|---------|--|
| Aluminium | Rå | | |
| 166610-050-00-00 | 457 - 463 | L = 5 m | |
| Aluminium | Børstet, anodiseret | | |
| OUTDOOR | | | |
| 166610-050-00-18 | 457 - 463 | L = 5 m | |



International Design Model Protection

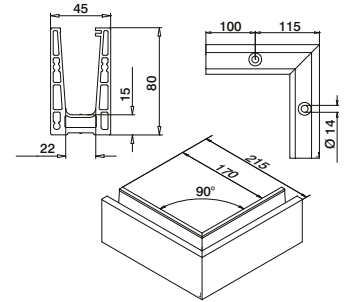
Glas gelænder base

Hjørne, topmontering



MOD 6611

| | | | |
|------------------|---------------------|---|--|
| Aluminium | Børstet, anodiseret | | |
| OUTDOOR | | | |
| 166611-01-18 | 457 - 463 | 1 | |



MOD 6611

| | | | |
|------------------|---------------------|---|--|
| Aluminium | Børstet, anodiseret | | |
| OUTDOOR | | | |
| 166611-02-18 | 457 - 463 | 1 | |

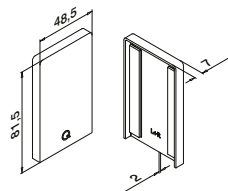


Glas gelænder base

Endekapper, topmontering



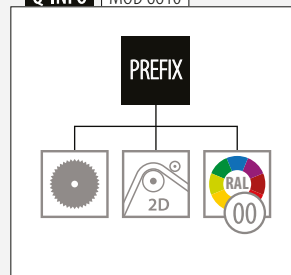
Venstre / højre



MOD 6612

| | | | |
|------------------|----------------------|---|--|
| Aluminium | Rå | | |
| Tape | | | |
| 166612-00-00 | Færdigpakket | 1 | |
| Aluminium | Børstet, anodiseret | | |
| OUTDOOR | | | |
| 166612-00-18 | Klargjort på forhånd | 1 | |

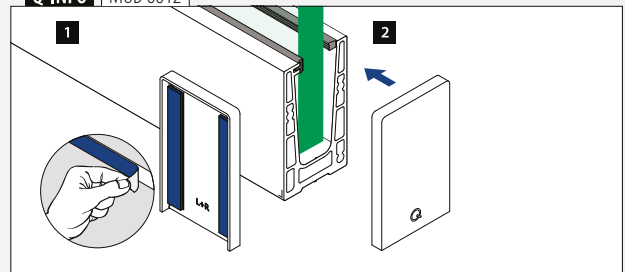
Q-INFO MOD 6610



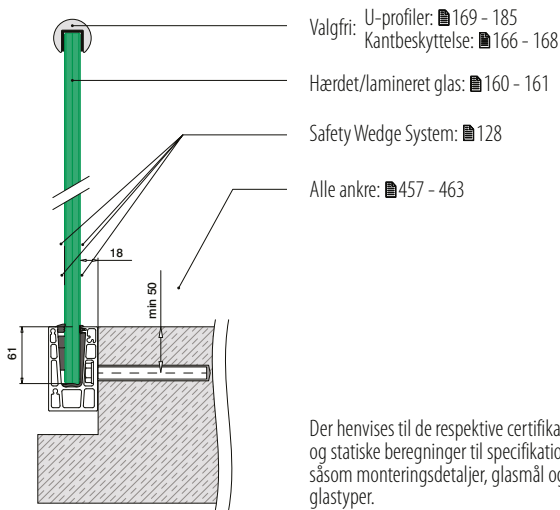
Q-INFO MOD 6610 / 6611



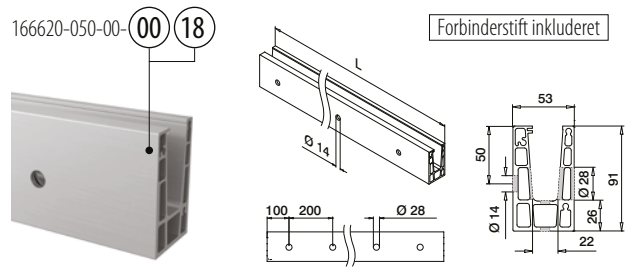
Q-INFO MOD 6612



Glas gelænder base
Bundprofil, sidemontering



Der henvises til de respektive certifikater og statiske beregninger til specifikationer såsom monteringsdetaljer, glasmål og glastyper.



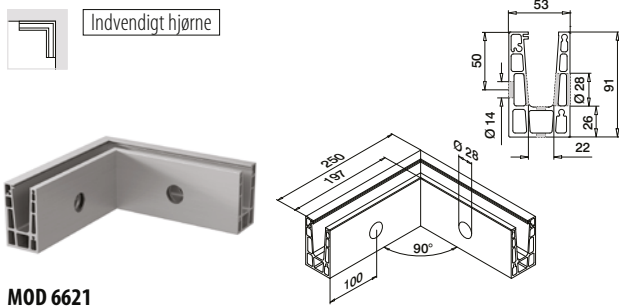
MOD 6620

| | | | | |
|------------------|---------------------|---|-----------|---------|
| Aluminium | Rå | X | | |
| 166620-050-00-00 | 100 | | 457 - 463 | L = 5 m |
| Aluminium | Børstet, anodiseret | | | |
| OUTDOOR | | | | |
| 166620-050-00-18 | 100 | | 457 - 463 | L = 5 m |



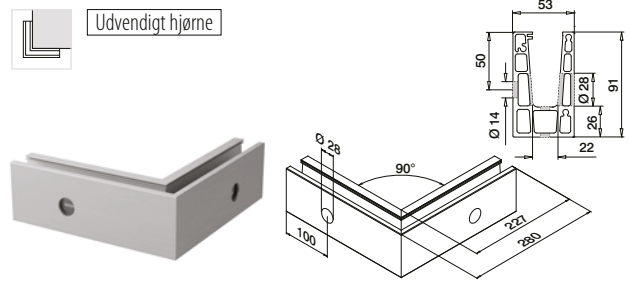
International Design Model Protection

Glas gelænder base
Hjørne, sidemontering



MOD 6621

| | | | | |
|------------------|---------------------|-----------|--|---|
| Aluminium | Børstet, anodiseret | | | |
| OUTDOOR | | | | |
| 166621-01-18 | | 457 - 463 | | 1 |

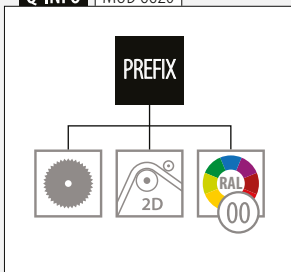


MOD 6621

| | | | | |
|------------------|---------------------|-----------|--|---|
| Aluminium | Børstet, anodiseret | | | |
| OUTDOOR | | | | |
| 166621-02-18 | | 457 - 463 | | 1 |



Q-INFO MOD 6620



Q-INFO Aluminium

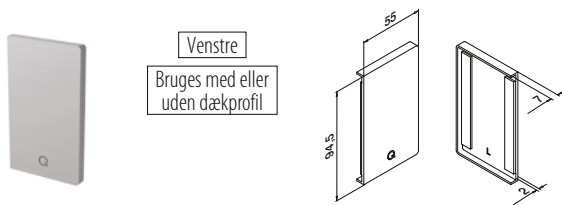


Q-INFO



Glas gelænder base

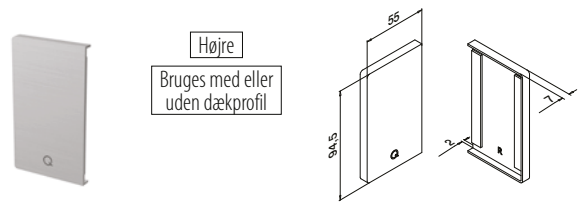
Endekapper, sidemontering



Venstre
Bruges med eller uden dækprofil

MOD 6622

| Aluminium | Rå | Tape | |
|--------------|----------------------|------|---|
| 166622-01-00 | Færdigpakket | | 1 |
| Aluminium | Børstet, anodiseret | | |
| OUTDOOR | | | |
| 166622-01-18 | Klargjort på forhånd | | 1 |



Højre
Bruges med eller uden dækprofil

MOD 6622

| Aluminium | Rå | Tape | |
|--------------|----------------------|------|---|
| 166622-02-00 | Færdigpakket | | 1 |
| Aluminium | Børstet, anodiseret | | |
| OUTDOOR | | | |
| 166622-02-18 | Klargjort på forhånd | | 1 |

Glas gelænder base

Dækprofil, sidemontering



Dækprofil - forside

MOD 6625

| Aluminium | Rå | Tape | |
|---------------|----------------------|---------|--|
| 166625-050-00 | Ikke inkluderet* | L = 5 m | |
| Aluminium | Børstet, anodiseret | | |
| OUTDOOR | | | |
| 166625-050-18 | Klargjort på forhånd | L = 5 m | |



*Bestill MOD 1360 (tape)

Tilbehør

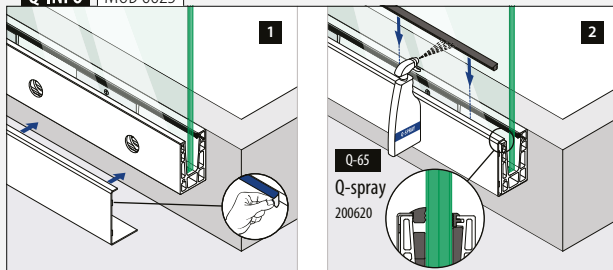
Dobbeltklæbende tape



MOD 1360

| Tilbehør | Q | W | L | |
|----------|------|---|---------------------------|---|
| 201360 | Q-53 | 9 | 33 m (til 11 m dækprofil) | 1 |

Q-INFO | MOD 6625



Q-INFO | MOD 6625-050-00 / 1360

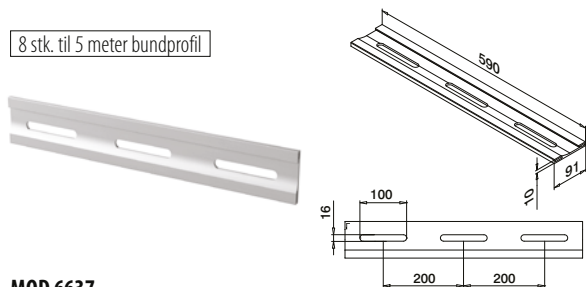


Q-INFO | Aluminium



Glas gelænder base
Drænprofiler, sidemontering

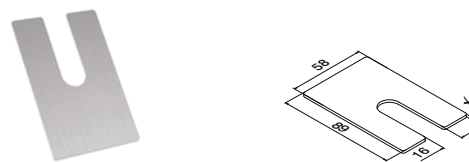
8 stk. til 5 meter bundprofil



MOD 6637

| | | |
|------------------|---------------------|---|
| Aluminium | Børstet, anodiseret | |
| OUTDOOR | | |
| 166637-18 | | 4 |

Glas gelænder base
Justeringsplade, sidemontering



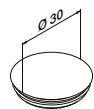
MOD 6636

| | | | |
|------------------|----|----------|-----|
| Aluminium | Rå | X | |
| 166636-001 | | 1 | 100 |
| 166636-002 | | 2 | 100 |
| 166636-003 | | 3 | 100 |

Glas gelænder base
Blindprop, sidemontering



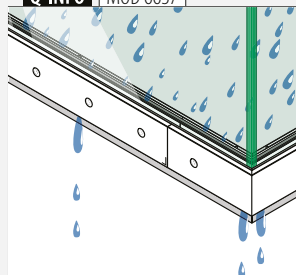
Bruges uden dækprofil



MOD 8538

| | | |
|----------------|------------------------|----|
| Plastik | Aluminiumsgrå RAL 9006 | |
| INDOOR | | |
| 158538-36 | | 10 |

Q-INFO | MOD 6637

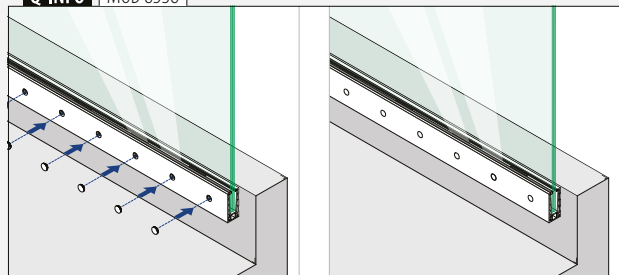


Samlevejledning:

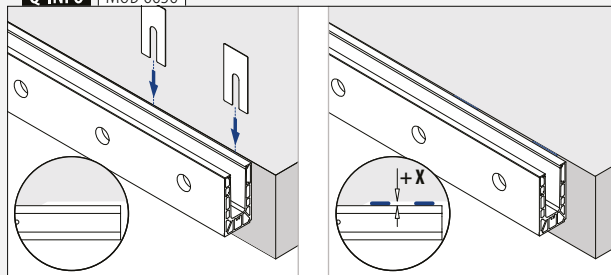


<https://q-ne.ws/Up23>

Q-INFO | MOD 8538



Q-INFO | MOD 6636





Designet til: Let og middel belastning
Brug: Indendørs og udendørs
Varianter: Mellem vægge
Anvendelse: Balkoner og franske balkoner
Materiale: Aluminium (rå, mat sølveffekt, børstet anodiseret eller pulverlakeret i RAL 9005 sort), stål (pulverlakeret RAL 7047 og katodisk beskyttelse), rustfrit stål (børstet eller pulverlakeret i RAL 9005 sort)

Glastykkelse: 8 til 13,52 mm


Find alle oplysninger om
Easy Glass Hybrid online:



[https://q-ne.ws/
Hybrid23](https://q-ne.ws/Hybrid23)

EASY GLASS® HYBRID

Det gennemsigtige, vægmonterede balkongelænder



Hvis du ønsker at installere et gelænder mellem to vægge, for eksempel på en balkon, der ikke rager ud fra facaden, er Easy Glass® Hybrid det ideelle valg. Med en minimalistisk bundprofil og stærk fastgørelse til væggen på begge sider giver dette system en gennemsigtig, men alligevel robust struktur for større spændvidder.


| Easy Glass® Hybrid | DK |
|------------------------------|-----|
| Max. linje belastning (kN/m) | 1,0 |
| Max. bredde (meter) | 3,0 |

Vær opmærksom på specifikationerne for montering og glas dimensioner, samt glastyper i hvert certifikat.

Internationalt testet/beregnet/certificeret:



- 1 Hybrid er den perfekte løsning til montering mellem væggene på en altan – det mest minimalistiske glasgelænder til montering mellem to altanvægge.
- 2 Skab et ubrudt glasparti på op til 3000 mm.
- 3 Hybrid fås med smukt matchende design til dets top- og bundprofiler.

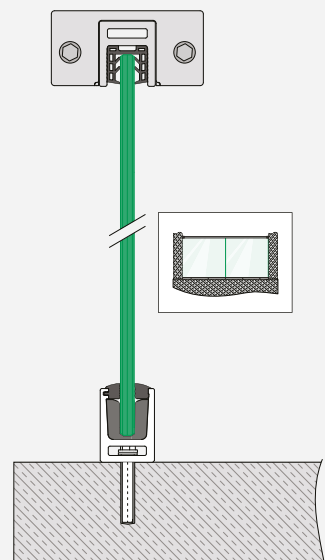


EASY GLASS® HYBRID

Hybrid Topmontering

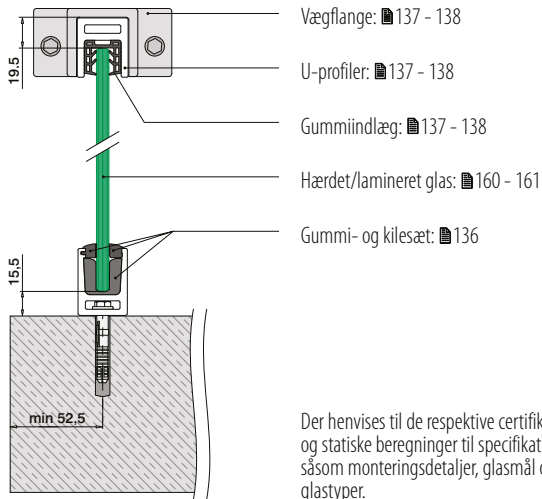
- Til montering mellem vægge

136



Glas gelænder base

Bundprofil, topmontering - mellem vægge



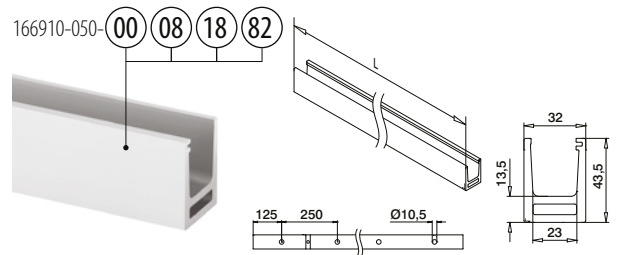
Glas gelænder base

Endekapper



MOD 6912

| Aluminium | Rå | Tape | |
|-----------------------|----------------------|---------|---|
| 166912-00-00 | Færdigpakket | | 2 |
| Aluminium | Mat sølveffekt | OUTDOOR | |
| SELL OUT 166912-00-08 | Klargjort på forhånd | | 2 |
| Aluminium | Børstet, anodiseret | OUTDOOR | |
| NEW 166912-00-18 | Klargjort på forhånd | | 2 |
| Aluminium | Black Line | OUTDOOR | |
| NEW 166912-00-82 | Færdigpakket | | 2 |



MOD 6910

| Aluminium | Rå | | |
|------------------------|---------------------|---------|---------|
| 166910-050-00 | QS-213 | 468 | L = 5 m |
| Aluminium | Mat sølveffekt | OUTDOOR | |
| SELL OUT 166910-050-08 | QS-213 | 468 | L = 5 m |
| Aluminium | Børstet, anodiseret | OUTDOOR | |
| NEW 166910-050-18 | QS-213 | 468 | L = 5 m |
| Aluminium | Black Line | OUTDOOR | |
| NEW 166910-050-82 | QS-213 | 468 | L = 5 m |




International Design Model Protection

Glas gelænder base

Gummi- og kilesæt

Til fastgørelse af glas

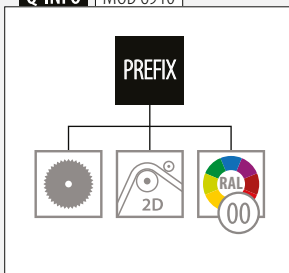


MOD 6910

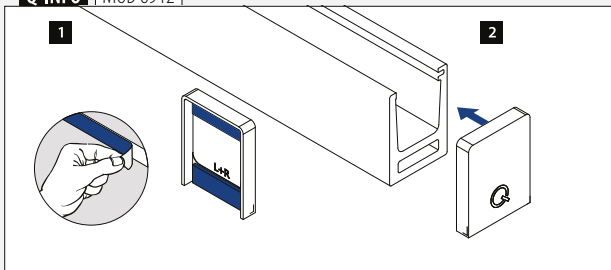
| Tilbehør | T | |
|--------------------|---------------|---------|
| Til hærdet glas | | |
| 206910-08 | 8 | L = 5 m |
| 206910-10 | 10 | L = 5 m |
| Til lamineret glas | | |
| 206910-08 | 8,76 | L = 5 m |
| 206910-10 | 10,76 | L = 5 m |
| 206910-13 | 12,76 - 13,52 | L = 5 m |

International Design Model Protection

Q-INFO MOD 6910



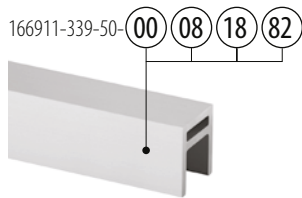
Q-INFO MOD 6912



SELL OUT Kun så længe lager haves.

Q-INFO Aluminium

| 00 | 08 | 18 | 82 RAL 9005 |
|----|----------------|---------------------|-------------------------------|
| Rå | Mat sølveffekt | Børstet, anodiseret | Pulverlakeret |
| | | | Sort, mat, struktur overflade |



MOD 6911

Aluminium Rå

| | | |
|------------------|----------|---------|
| | U | |
| 166911-339-50-00 | 24 | L = 5 m |

Aluminium Mat sølveffekt

| | | |
|------------------|----|---------|
| 166911-339-50-08 | 24 | L = 5 m |
|------------------|----|---------|

SELL OUT

Aluminium Børstet, anodiseret

| | | |
|------------------|----|---------|
| 166911-339-50-18 | 24 | L = 5 m |
|------------------|----|---------|

NEW

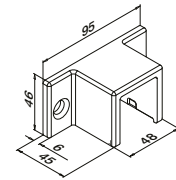
Aluminium Black Line

| | | |
|------------------|----|---------|
| 166911-339-50-82 | 24 | L = 5 m |
|------------------|----|---------|

NEW



International Design Model Protection



MOD 6515

316 Børstet

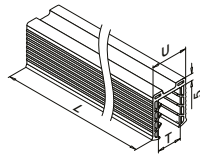

| | | |
|----------------|------------|---|
| OUTDOOR | | |
| 146515-339-12 | QS-214 468 | 2 |

316 Black Line

| | | |
|----------------|------------|---|
| OUTDOOR | | |
| 146515-339-82 | QS-214 468 | 2 |



Gummiindlæg



MOD 5124

Tilbehør

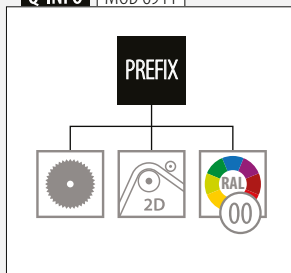
U = 24 mm

| | | |
|-----------------|----------|---------|
| Til hærdet glas | T | |
| 205124-050-08 | 8 - 10 | L = 5 m |

Til lamineret glas

| | | |
|---------------|---------------|---------|
| 205124-050-08 | 8,76 - 10,76 | L = 5 m |
| 205124-050-11 | 11,52 - 13,52 | L = 5 m |

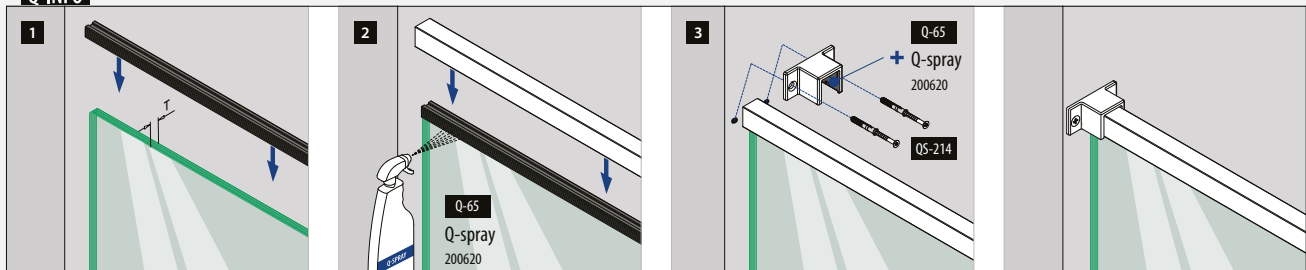
Q-INFO MOD 6911



Q-INFO 316



Q-INFO

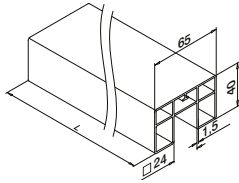
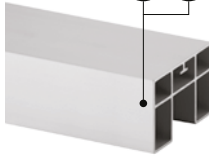


U-profil / notrør

U-profiler

HYBRID 65x40

166924-654-50-00 08



MOD 6924

Aluminium Rå

166924-654-50-00 65 x 40 L = 5 m

Aluminium Mat sølveffekt
OUTDOOR

SELL OUT 166924-654-50-08 65 x 40 L = 5 m

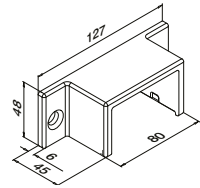


International Design Model Protection

U-profil / notrør

Vægflange

HYBRID 65x40



MOD 6515

Stål Pulverlakeret RAL 7047

OUTDOOR

SELL OUT 116515-654-34 QS-214 468 2

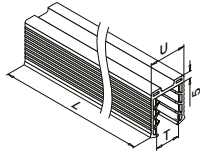
Stål Katodisk beskyttelse

SELL OUT 116515-654-30 QS-214 468 2



U-profil / notrør

Gummiindlæg



MOD 5124

Tilbehør

U = 24 mm

Til hærdet glas T 205124-050-08 8 - 10 L = 5 m

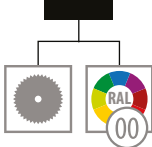
Til lamineret glas

205124-050-08 8,76 - 10,76 L = 5 m
205124-050-11 11,52 - 13,52 L = 5 m

SELL OUT Kun så længe lager haves.

Q-INFO MOD 6924

PREFIX



Q-INFO MOD 6924

Tilføj LED-belysning
(Linear Light) ved at bruge
MOD 6926 U-profilen

Q-INFO Stål MOD 6515

30

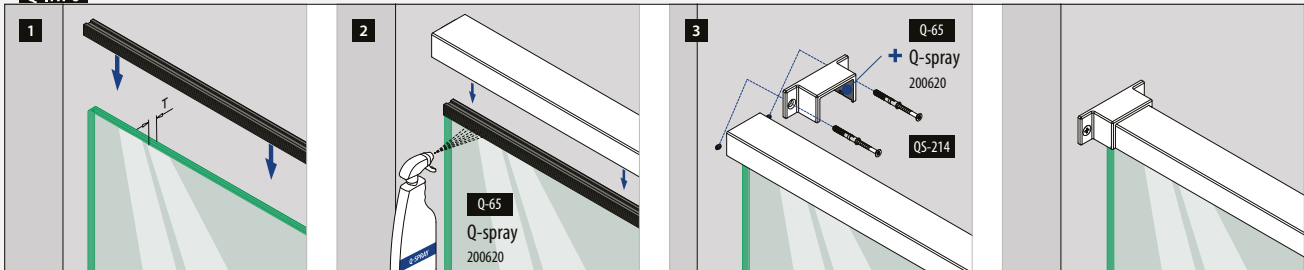
Katodisk
beskyttelse

34

RAL 7047

Pulverlakeret
Telegrå 4,
silkeagtig, glatE-coat, også kaldet elektroforese-
primer er et tyndt lag på 15 µ,
som tilfører et beskyttelseslag
(primerbelægning) til stålprodukter.
Efter E-coating er produktet klar til den
endelige overfladebehandling, som
kan være lakering eller pulverlakering.

Q-INFO





MOD 6515

Q-railing



| | |
|----------------------|--|
| Designet til: | Let og middel belastning |
| Brug: | Indendørs og udendørs |
| Varianter: | Topmontering |
| Anvendelse: | Balkoner, gallerier, gangbroer, skilleelementer og trapper |
| Materiale: | Rustfrit stål (børstet, poleret eller pulverlakeret i RAL 9005 sort) |
| Glasykkelse: | 12 til 21,52 mm |

Find alle oplysninger om
Easy Glass gulv glasklemmer
online:



[https://q-ne.ws/
BaseGlassClamps23](https://q-ne.ws/BaseGlassClamps23)

EASY GLASS®

GULV GLASKLEMMER

ET UIMODSTÅELIGT
ALTERNATIV

MOD 6100

144

- Let belastning
- Med forlængede huller
- Går gennem glasset



MOD 6200

145

- Let belastning
- Med forlængede huller
- Går gennem glasset

Til et glasgelænder med et helt originalt look



MOD 6000

142

- Let belastning
- Enkelt-anker-montering
- Fastholder glasset
- Valgfri sikkerhedsstift
- Indbygget vaterpas
- Ingen synlige skruer



MOD 6400

143

- Let og mellem belastning
- Dobbelt-anker-montering
- Fastholder glasset
- Sikkerhedsstift er ikke nødvendig
- Ingen synlige skruer

MOD 6400

DK

Max. linje belastning (kN/m)

1,0

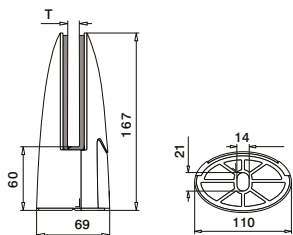
Vær opmærksom på specifikationerne for montering og glas dimensioner, samt glastyper i hvert certifikat. Ønsker du flere oplysninger, så besøg venligst vores hjemmeside.

Internationalt testet/beregnet/certificeret:



Glas gelænder base

Gulv glasklemmer - MOD 6000



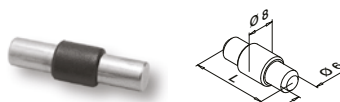
MOD 6000

| 316 Børstet | | T | | |
|-------------|-----------------|-----------|---|--|
| OUTDOOR | | | | |
| 146000-12 | Se T i MOD 5060 | 457 - 463 | 1 | |
| 316 Poleret | | T | | |
| OUTDOOR | | | | |
| 146000-10 | Se T i MOD 5060 | 457 - 463 | 1 | |

International Design Model Protection

Tilbehør

Sikkerhedsstifter



Valgfri brug til MOD 6000

MOD 5015

| Tilbehør | | L | |
|-----------|--|----|---|
| 205015-24 | | 30 | 4 |

Glas gelænder base

Gummiindlæg til MOD 6000



2 styk per glasklemme

MOD 5060

| Tilbehør | | |
|--------------------|-------|---|
| Til hærdet glas | T | |
| 205060-12 | 12 | 2 |
| 205060-15 | 15 | 2 |
| Til lamineret glas | | |
| 205060-13 | 12,76 | 2 |
| 205060-14 | 13,52 | 2 |
| 205060-17 | 16,76 | 2 |
| 205060-18 | 17,52 | 2 |

SELL OUT Kun så længe lager haves.

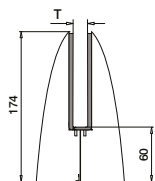
Q-INFO MOD 5015

Valgfri sikkerhedsstift. Bestil sikkerhedsstift og skrue separat.

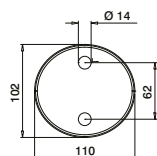


MOD 6000

Gulv glasklemmer - MOD 6400



Stålkjerne /
rustfrit stål-kappe



MOD 6400

316 Børstet

OUTDOOR

T

146400-12 Se T i MOD 5064



457 - 463



1

316 Poleret

OUTDOOR

SELL OUT 146400-10

Se T i MOD 5064

457 - 463

1



International Design
Model Protection

Gummiindlæg til MOD 6400



1 set per
glasklemme

MOD 5064

Tilbehør

Til hærdet glas

T



205064-15

15

1

205064-19

19

1

Til lamineret glas

205064-17

16,76

1

205064-18

17,52

1

205064-21

20,76

1


205064-22

21,52

1

Q-INFO **316**

10



Poleret

12



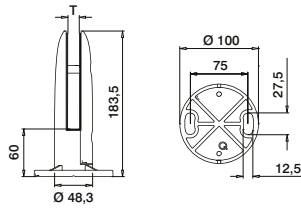
Børstet



MOD 6400

Glas gelænder base

Gulv glasklemmer - MOD 6100



MOD 6100

| 316 | Børstet | T | | |
|-----------------------------------|---------|-----------------|-----------|---|
| OUTDOOR | | | | |
| 146100-12 | | Se T i MOD 5061 | 457 - 463 | 1 |
| 316 | Poleret | | | |
| OUTDOOR | | | | |
| <small>SELL OUT</small> 146100-10 | | Se T i MOD 5061 | 457 - 463 | 1 |



Glas gelænder base

Gummiindlæg til MOD 6100

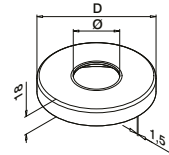
2 styk per
glasklemme

MOD 5061

| Tilbehør | | | | |
|--------------------|----------|--|--|---|
| Til hærdet glas | T | | | |
| 205061-12 | 12 | | | 2 |
| Til lamineret glas | | | | |
| 205061-13 | 12,76 | | | 2 |
| 205061-17 | 16,76 | | | 2 |
| 205061-18 | 17,52 | | | 2 |

Glas gelænder base

Dækkapper til MOD 6100

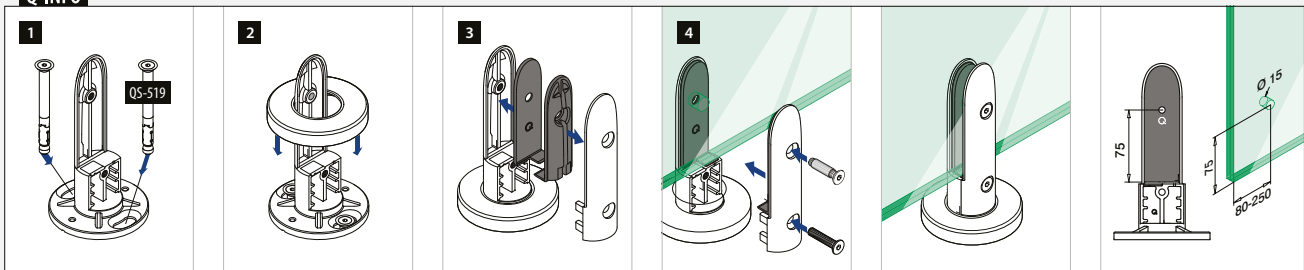


MOD 0512

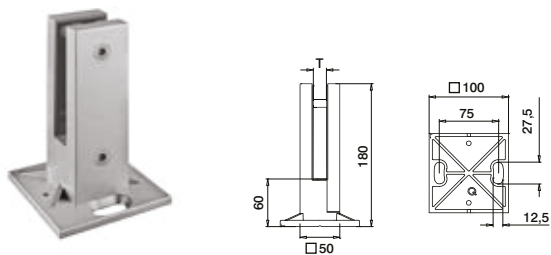
| 316 | Børstet | | | |
|---------------------------------------|---------|----------|----------|---|
| OUTDOOR | | Ø | D | |
| 140512-048-12 | | 48,3 | 105 | 2 |
| 316 | Poleret | | | |
| OUTDOOR | | | | |
| <small>SELL OUT</small> 140512-048-10 | | 48,3 | 105 | 2 |

SELL OUT Kun så længe lager haves.

Q-INFO



Glas gelænder base
Gulv glasklemmer - MOD 6200



MOD 6200

| 316 Børstet | | T | | |
|--------------------|----------------|-----------|---|--|
| OUTDOOR | | | | |
| 146200-12 | Se Ti MOD 5062 | 457 - 463 | 1 | |
| 316 Poleret | | | | |
| OUTDOOR | | | | |
| SELL OUT 146200-10 | Se Ti MOD 5062 | 457 - 463 | 1 | |
| 316 Black Line | | | | |
| OUTDOOR | | | | |
| NEW 146200-82 | Se Ti MOD 5062 | 457 - 463 | 1 | |



Glas gelænder base
Dækkapper til MOD 6200



MOD 4562

| 316 Børstet | | |
|--------------------|--|---|
| OUTDOOR | | |
| 144562-12 | | 2 |
| 316 Poleret | | |
| OUTDOOR | | |
| SELL OUT 144562-10 | | 2 |
| 316 Black Line | | |
| OUTDOOR | | |
| NEW 144562-82 | | 2 |

Glas gelænder base
Gummiindlæg til MOD 6200



2 styk per glasklemme


MOD 5062

| Tilbehør | | |
|--------------------|-------|---|
| Til hærdet glas | T | |
| 205062-12 | 12 | 2 |
| 205062-15 | 15 | 2 |
| Til lamineret glas | | |
| 205062-13 | 12,76 | 2 |
| 205062-14 | 13,52 | 2 |
| 205062-17 | 16,76 | 2 |
| 205062-18 | 17,52 | 2 |




Q-INFO 316

10



Poleret

12



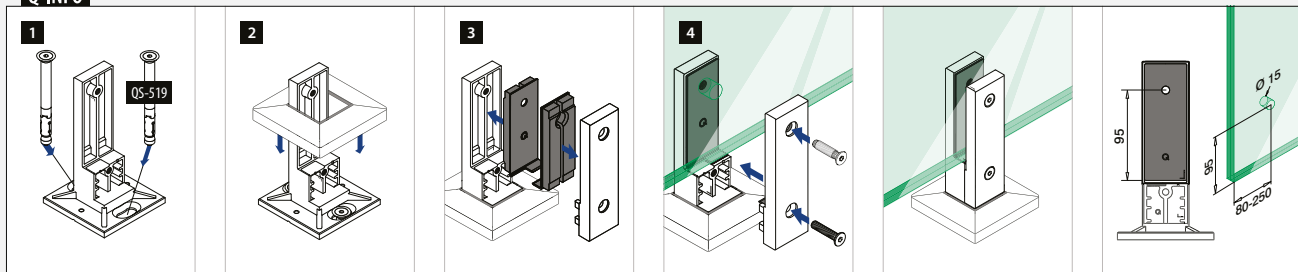
Børstet

82 RAL 9005



Pulverlakeret
Sort, mat, struktur overflade

Q-INFO





Designet til: Let og middel belastning
Brug: Indendørs og udendørs
Varianter: Topmontering
Anvendelse: Balkoner, gallerier, gangbroer og skilleelementer
Materiale: Rustfrit stål 316 (glasperleblæst og mat)
Glastykkelse: 15 til 21,52 mm

Find alle oplysninger om
Easy Glass Air online:



[https://q-ne.ws/
Air23](https://q-ne.ws/Air23)

EASY GLASS[®] AIR

Gør en forskel

Easy Glass® Air gør det muligt at give ethvert hjem og enhver erhvervsbygning en arkitektonisk wow-faktor! Glasværnet har en avanceret gulv-glasklemme med særlige signaturelementer. De glasblæste klemmers lette og luftige design får det til at se ud som om glaspanelerne svæver. Resultatet er ren elegance og maksimal gennemsigtighed.

Easy Glass® Air

Max. linje belastning (kN/m)

DK

0,5

Vær opmærksom på specifikationerne for montering og glas dimensioner, samt glastyper i hvert certifikat.

Internationalt testet/beregnet/certificeret:



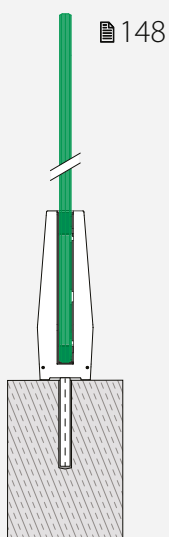
- 1 Air koordinerer smukt bundklemmens og den dobbelte glasklemmes design, hvilket gør den unik på markedet.
- 2 Systemet giver en komplet løsning til halvklemmer, inklusive endekapper.



EASY GLASS® AIR DESIGNMULIGHEDER

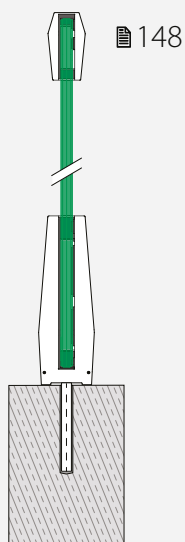
Air

Gulv-glasklemme



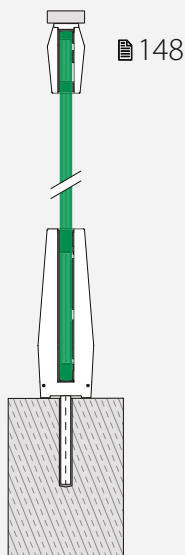
Air

Gulv-glasklemme med glasforbindere



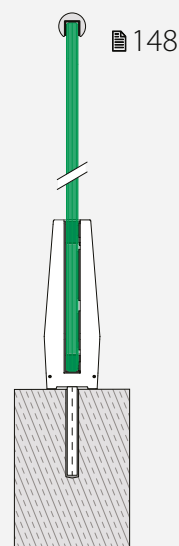
Air

Gulv-glasklemme med glasforbindere, håndlistestøtter og håndlister



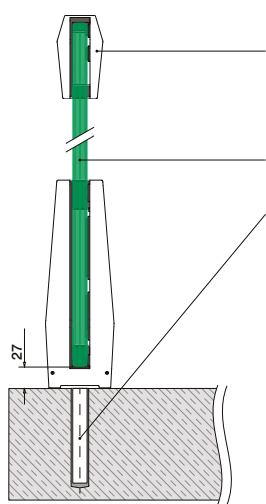
Air

Gulv-glasklemme med glaslisterør, u-profil eller glaskantbeskyttelse



Glas gelænder base

Gulv glasklemme



U-profiler: 169 - 185
 Valgfri: Glasforbinder MOD 6510: 148
 Kantbeskyttelse: 166 - 168
 Håndliste 60x20: 149

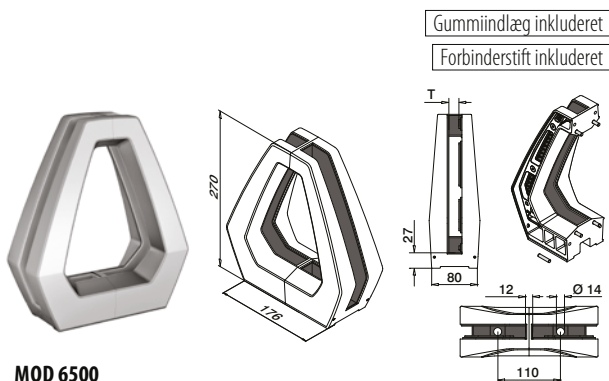
Hærdet/lamineret glas: 160 - 161

Alle ankre: 457 - 463

Der henvises til de respektive certifikater og statiske beregninger til specifikationer såsom monteringsdetaljer, glasmål og glastyper.

Glas gelænder base

Gulv glasklemme



MOD 6500

316 Børstet + glasperleblæst
OUTDOOR

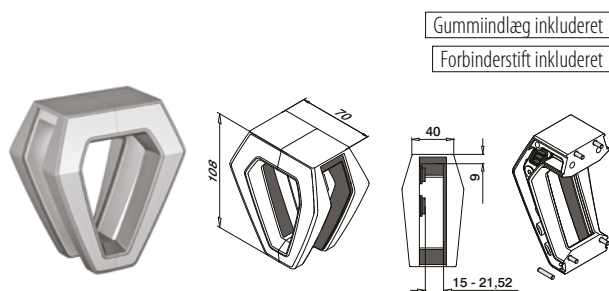
146500-12 15 - 21,52 457 - 463 1



International Design Model Protection

Håndlister

Glasforbinderer



MOD 6510

316 Børstet + glasperleblæst
OUTDOOR

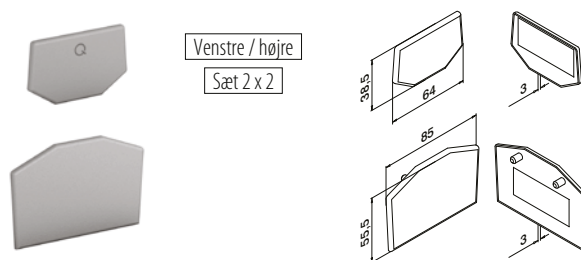
146510-12 1



International Design Model Protection

Glas gelænder base

Endekapper (gulv glasklemme)



MOD 6502

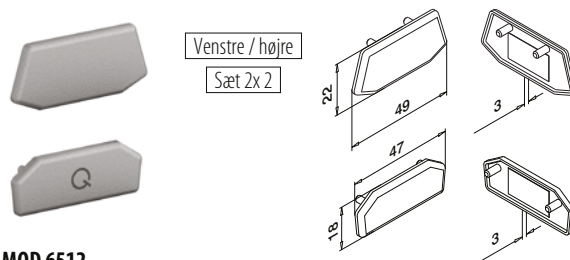
316 Glasperleblæst
OUTDOOR

146502-02 Sæt

International Design Model Protection

Håndlister

Endekapper (glasforbinderer)



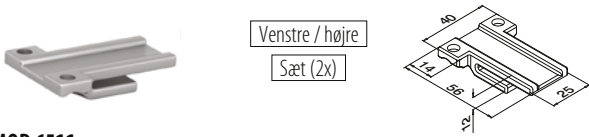
MOD 6512

316 Glasperleblæst
OUTDOOR

146512-01 Sæt

International Design Model Protection

Håndliste adapter



MOD 6511

| | | | |
|----------------|----------------|------------|-----|
| 316 | Glasperleblæst | | |
| OUTDOOR | T | | |
| 146511-02 | 15 - 21,52 | QS-13 472 | Sæt |



International Design Model Protection

Endekapper



MOD 5728 - EASY HIT®

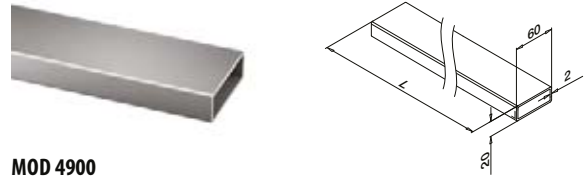
| | | | |
|----------------|---------------|--|---|
| 316 | Børstet | | |
| OUTDOOR | For | | |
| 145728-062-12 | 60 x 20 x 2,0 | | 2 |



International Design Model Protection

Rør

Q-TUBE



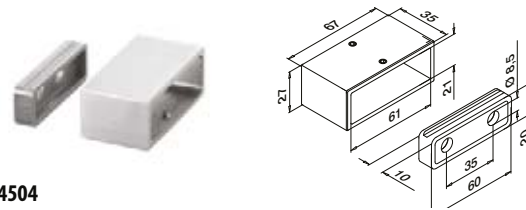
MOD 4900

| | | | |
|------------------|---------------|--|-----------|
| 316 | Børstet | | |
| OUTDOOR | | | |
| 144900-062-25-12 | 60 x 20 x 2,0 | | L = 2,5 m |
| 144900-062-50-12 | 60 x 20 x 2,0 | | L = 5 m |



International Design Model Protection

Vægflange



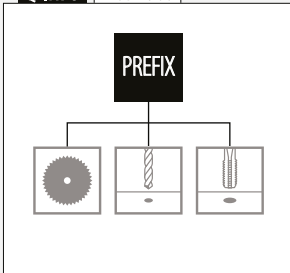
MOD 4504

| | | | |
|----------------|---------------|-------------------------|---|
| 316 | Børstet | | |
| OUTDOOR | For | | |
| 144504-062-12 | 60 x 20 x 2,0 | QS-55 470 / QS-27 472 | 2 |

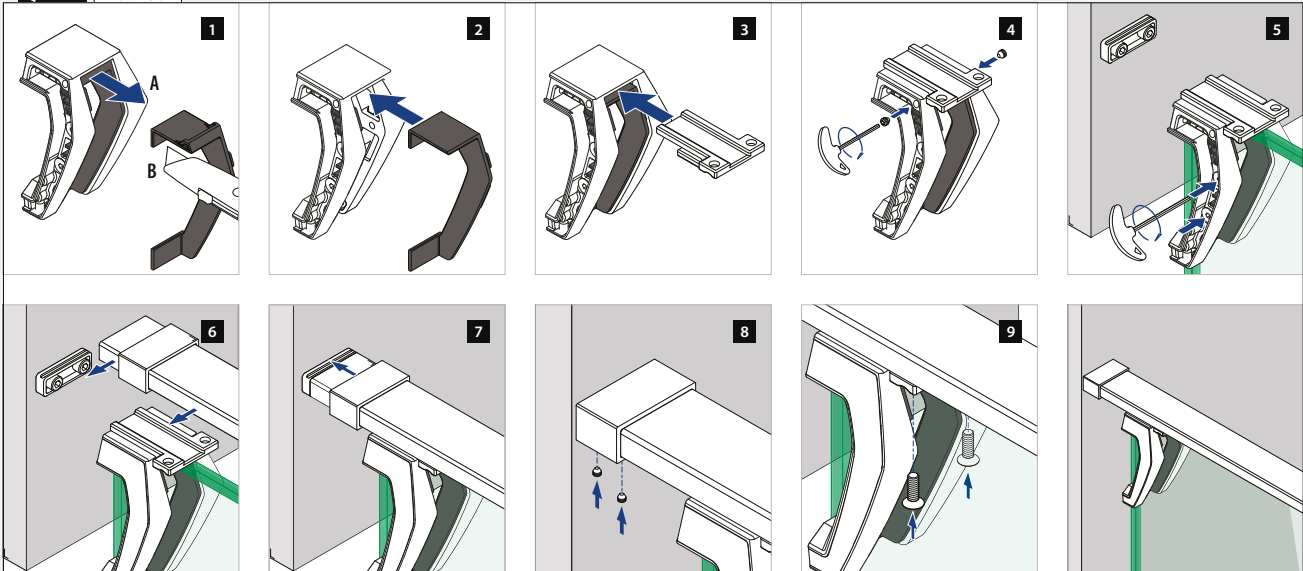


International Design Model Protection

Q-INFO MOD 4900



Q-INFO MOD 4504





Designet til: Let og middel belastning
Brug: Indendørs og udendørs
Varianter: Sidemontering
Anvendelse: Balkoner, gallerier, trapper og franske balkoner
Materiale: Rustfrit stål (børstet, poleret eller pulverlakeret i RAL 9005 sort), zink (rå eller rustfrit stål effekt)
Glastykkelse: 12 til 21,52 mm

Find alle oplysninger om Easy Glass glasadapters online:



<https://q-ne.ws/GlassAdapters23>

EASY GLASS®

GLAS- ADAPTERE

MINDRE ER MERE

MOD
0745-0748

154 - 155

- Forskellige diametre og vægafstande

MOD 4747

158

- Forskellige vægafstande



MOD 0760-0766


156

- Enkelt-anker-montering
- MOD 0766 har justerbar vinkel
- MOD 0760 og 0762 har indbygget vaterpas

MOD 4762

158


- Enkelt-anker-montering (anden valgfri)
- Indbygget vaterpas



MOD 0749

152

- Justerbar glastilpasning på alle trin af monteringen
- Valgfri mekaniske ankre til betonvægge eller en skrue, som forbinder til metalvange



MOD 0749

DK

Max. linje belastning (kN/m) 1,0

Vær opmærksom på specifikationerne for montering og glas dimensioner, samt glastyper i hvert certifikat. Ønsker du flere oplysninger, så besøg venligst vores hjemmeside.



MOD 0763

159

- Enkelt-anker-montering (anden valgfri)
- Glasklemme og adapter i ét (flyt en enkelt stift for at ændre formål)

MOD 0763

DK

Max. linje belastning (kN/m) 1,0

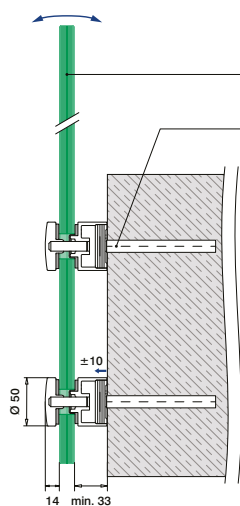
Vær opmærksom på specifikationerne for montering og glas dimensioner, samt glastyper i hvert certifikat. Ønsker du flere oplysninger, så besøg venligst vores hjemmeside.

Glas gelænder base

Glasadaptere

Justerbar

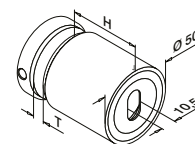
Ø 50



Hærdet/lamineret glas: 160 - 161

Alle ankre: 457 - 463

Der henvises til de respektive certifikater og statiske beregninger til specifikationer såsom monteringsdetaljer, glasmål og glastyper.



MOD 0749

| 304 | | Børstet | | | |
|---------------|----|------------|-----------|---|--|
| INDOOR | H | T | | | |
| 130749-030-12 | 30 | 12 - 25,52 | 457 - 463 | 2 | |
| 130749-040-12 | 40 | 8 - 25,52 | 457 - 463 | 2 | |
| 130749-050-12 | 50 | 8 - 25,52 | 457 - 463 | 2 | |

| 304 | | Black Line | | | |
|-------------------|----|------------|-----------|---|--|
| INDOOR | H | T | | | |
| NEW 130749-030-82 | 30 | 12 - 25,52 | 457 - 463 | 2 | |
| NEW 130749-040-82 | 40 | 8 - 25,52 | 457 - 463 | 2 | |
| NEW 130749-050-82 | 50 | 8 - 25,52 | 457 - 463 | 2 | |

| 316 | | Børstet | | | |
|---------------|-----|------------|-----------|---|--|
| OUTDOOR | H | T | | | |
| 140749-030-12 | 30 | 12 - 25,52 | 457 - 463 | 2 | |
| 140749-040-12 | 40 | 8 - 25,52 | 457 - 463 | 2 | |
| 140749-050-12 | 50 | 8 - 25,52 | 457 - 463 | 2 | |
| 140749-100-12 | 100 | 8 - 25,52 | 457 - 463 | 2 | |

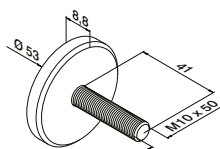
| 316 | | Black Line | | | |
|-------------------|----|------------|-----------|---|--|
| OUTDOOR | H | T | | | |
| NEW 140749-030-82 | 30 | 12 - 25,52 | 457 - 463 | 2 | |
| NEW 140749-040-82 | 40 | 8 - 25,52 | 457 - 463 | 2 | |
| NEW 140749-050-82 | 50 | 8 - 25,52 | 457 - 463 | 2 | |

| 316 | | Poleret | | | |
|---------------|----|-----------|-----------|---|--|
| OUTDOOR | H | T | | | |
| 140749-050-10 | 50 | 8 - 25,52 | 457 - 463 | 2 | |



Glas gelænder base

Fastspændingsskive



MOD 0741

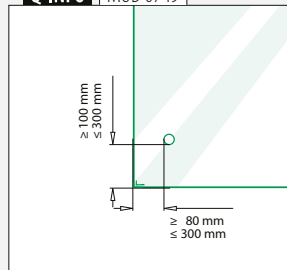
| 316 | Rå | |
|------------|----|---|
| OUTDOOR | | |
| 140741-150 | | 2 |



Q-INFO 316 304

| | | |
|--------------------------|--------------------------|--|
| <p>10</p> <p>Poleret</p> | <p>12</p> <p>Børstet</p> | <p>82 RAL 9005</p> <p>Pulverlakeret</p> <p>Sort, mat, struktur overflade</p> |
|--------------------------|--------------------------|--|

Q-INFO MOD 0749

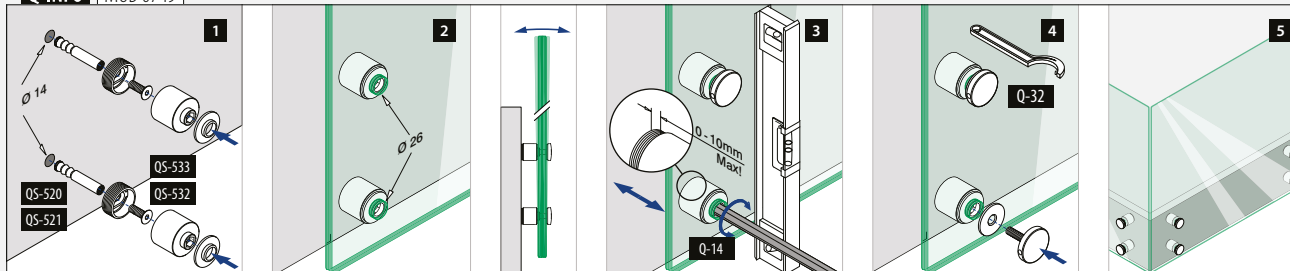


Q-INFO MOD 0741

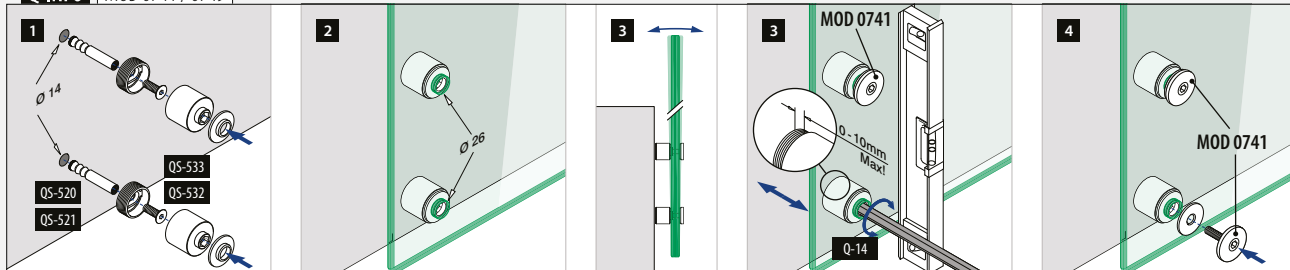
MOD 5030 475

Ekstra silikone indlæg til glasadapter

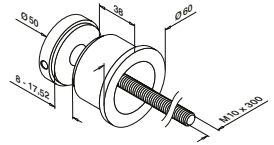
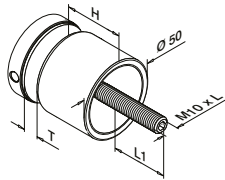
Q-INFO MOD 0749



Q-INFO MOD 0741 / 0749







MOD 0747

| 304 | | Børstet | | | | |
|---------------|----|-----------|----|---------|---|--|
| INDOOR | H | T | L | L1 | | |
| 130747-010-12 | 10 | 8 - 17,52 | 50 | 11 - 20 | 2 | |
| 130747-020-12 | 20 | 8 - 25,52 | 70 | 13 - 31 | 2 | |
| 130747-030-12 | 30 | 8 - 25,52 | 80 | 13 - 31 | 2 | |
| 130747-040-12 | 40 | 8 - 17,52 | 80 | 11 - 22 | 2 | |
| 130747-050-12 | 50 | 8 - 17,52 | 90 | 11 - 22 | 2 | |

| 304 | | Black Line | | | | |
|-------------------|----|------------|----|---------|---|--|
| INDOOR | | | | | | |
| NEW 130747-010-82 | 10 | 8 - 17,52 | 50 | 11 - 20 | 2 | |
| NEW 130747-030-82 | 30 | 8 - 25,52 | 80 | 13 - 31 | 2 | |

| 316 | | Børstet | | | | |
|---------------|----|-----------|----|---------|---|--|
| OUTDOOR | | | | | | |
| 140747-010-12 | 10 | 8 - 17,52 | 50 | 11 - 20 | 2 | |
| 140747-020-12 | 20 | 8 - 25,52 | 70 | 13 - 31 | 2 | |
| 140747-030-12 | 30 | 8 - 25,52 | 80 | 13 - 31 | 2 | |
| 140747-040-12 | 40 | 8 - 17,52 | 80 | 11 - 21 | 2 | |
| 140747-050-12 | 50 | 8 - 17,52 | 90 | 11 - 21 | 2 | |

| 316 | | Black Line | | | | |
|-------------------|----|------------|----|---------|---|--|
| OUTDOOR | | | | | | |
| NEW 140747-010-82 | 10 | 8 - 17,52 | 50 | 11 - 20 | 2 | |
| NEW 140747-030-82 | 30 | 8 - 25,52 | 80 | 13 - 31 | 2 | |

| 316 | | Poleret | | | | |
|---------------|----|-----------|----|---------|---|--|
| OUTDOOR | | | | | | |
| 140747-030-10 | 30 | 8 - 25,52 | 80 | 13 - 31 | 2 | |

| Zink | | Rå | | | | |
|--------|--|----|--|--|--|--|
| INDOOR | | | | | | |

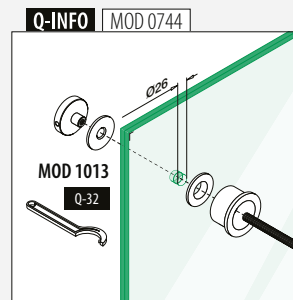
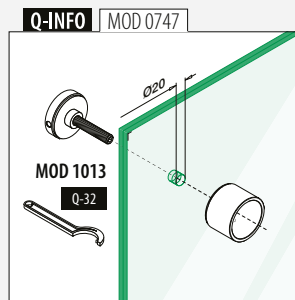
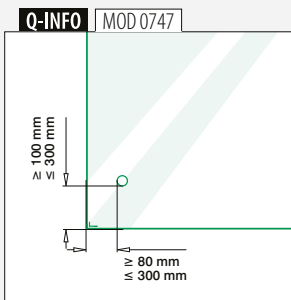
| | | | | | |
|--------------------|----|-----------|----|---------|---|
| SELL OUT 100747-00 | 10 | 8 - 17,52 | 50 | 11 - 20 | 2 |
|--------------------|----|-----------|----|---------|---|

| Zink | | Rustfrit stål effekt | | | | |
|---------|--|----------------------|--|--|--|--|
| OUTDOOR | | | | | | |

| | | | | | |
|--------------------|----|-----------|----|---------|---|
| SELL OUT 100747-20 | 10 | 8 - 17,52 | 50 | 11 - 20 | 2 |
|--------------------|----|-----------|----|---------|---|



SELL OUT Kun så længe lager haves.



Q-INFO 304 316

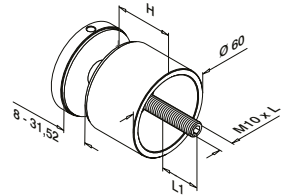
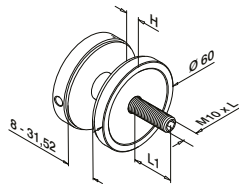
| | | |
|-------------------------------|---------------|------------------------------|
| | | |
| 10 Poleret | 12 Børstet | 82 RAL 9005 Pulverlakeret |
| Sort, mat, struktur overflade | | |

Q-INFO Zink

| | |
|----------|----------------------------|
| | |
| 00 Rå | 20 Rustfrit stål effekt |

Q-INFO

MOD 1013 483
Hagenögel



MOD 0745

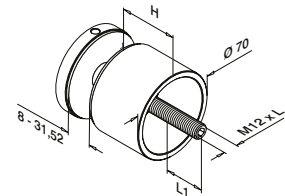

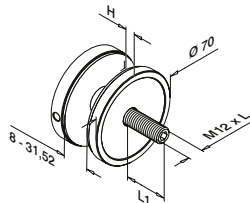
| 304 | | Børstet | | | |
|---------------|----|---------|---------|---|--|
| INDOOR | H | L | L1 | | |
| 130745-010-12 | 10 | 70 | 17 - 41 | 2 | |
| 316 | | Børstet | | | |
| OUTDOOR | | | | | |
| 140745-010-12 | 10 | 70 | 17 - 41 | 2 | |
| 316 | | Poleret | | | |
| OUTDOOR | | | | | |
| 140745-010-10 | 10 | 70 | 17 - 41 | 2 | |

SELL OUT



MOD 0745

| 304 | | Børstet | | | |
|---------------|----|---------|---------|---|--|
| INDOOR | H | L | L1 | | |
| 130745-030-12 | 30 | 90 | 17 - 41 | 2 | |
| 130745-050-12 | 50 | 110 | 17 - 41 | 2 | |
| 316 | | Børstet | | | |
| OUTDOOR | | | | | |
| 140745-030-12 | 30 | 90 | 17 - 41 | 2 | |
| 140745-050-12 | 50 | 110 | 17 - 41 | 2 | |



MOD 0748

| 304 | | Børstet | | | |
|---------------|----|---------|---------|---|--|
| INDOOR | H | L | L1 | | |
| 130748-010-12 | 10 | 70 | 17 - 41 | 2 | |
| 316 | | Børstet | | | |
| OUTDOOR | | | | | |
| 140748-010-12 | 10 | 70 | 17 - 41 | 2 | |
| 316 | | Poleret | | | |
| OUTDOOR | | | | | |
| 140748-010-10 | 10 | 70 | 17 - 41 | 2 | |

SELL OUT



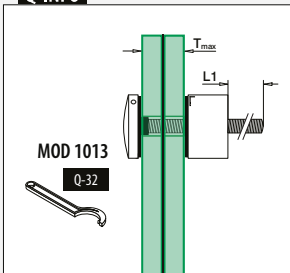
MOD 0748

| 304 | | Børstet | | | |
|---------------|----|---------|---------|---|--|
| INDOOR | H | L | L1 | | |
| 130748-030-12 | 30 | 90 | 17 - 41 | 2 | |
| 130748-040-12 | 40 | 100 | 17 - 41 | 2 | |
| 304 | | Poleret | | | |
| INDOOR | | | | | |
| 130748-050-10 | 50 | 110 | 17 - 41 | 2 | |
| 316 | | Børstet | | | |
| OUTDOOR | | | | | |
| 140748-030-12 | 30 | 90 | 17 - 41 | 2 | |
| 140748-040-12 | 40 | 100 | 17 - 41 | 2 | |

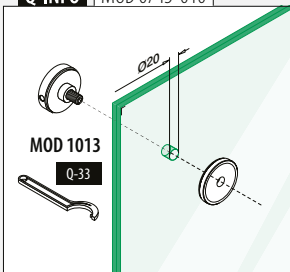
SELL OUT



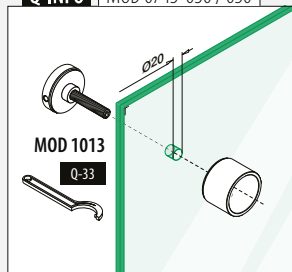
Q-INFO



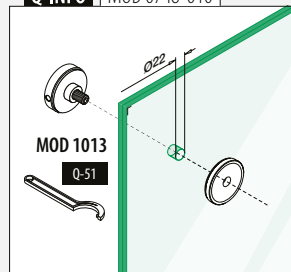
Q-INFO | MOD 0745-010



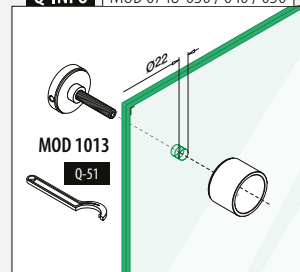
Q-INFO | MOD 0745-030 / 050



Q-INFO | MOD 0748-010

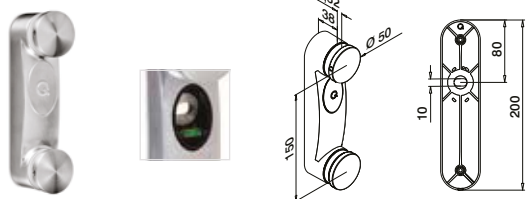


Q-INFO | MOD 0748-030 / 040 / 050



Glas gelænder base

Glasadaptere



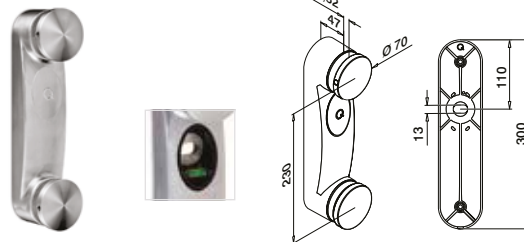
MOD 0762

| | | | |
|---------------|---------|-----------|---|
| 304 | Børstet | | |
| INDOOR | | | |
| 130762-12 | | 457 - 463 | 1 |

| | | | |
|----------------|---------|-----------|---|
| 316 | Børstet | | |
| OUTDOOR | | | |
| 140762-12 | | 457 - 463 | 1 |



International Design Model Protection



MOD 0760

| | | | |
|---------------|---------|-----------|---|
| 304 | Børstet | | |
| INDOOR | | | |
| 130760 | | 457 - 463 | 1 |

SELL OUT

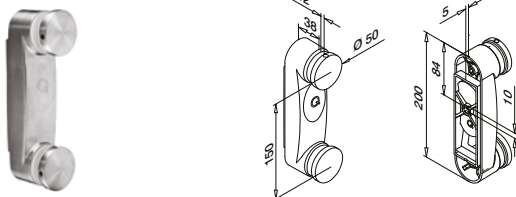


International Design Model Protection

Glas gelænder base

Glasadaptere

Justerbar vinkel

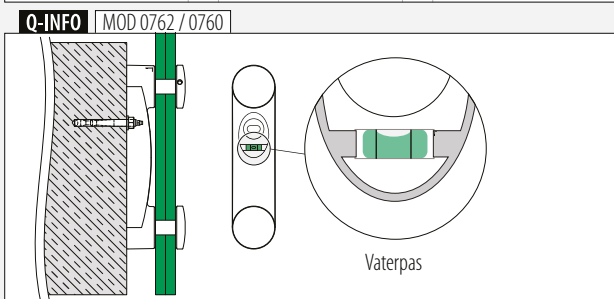
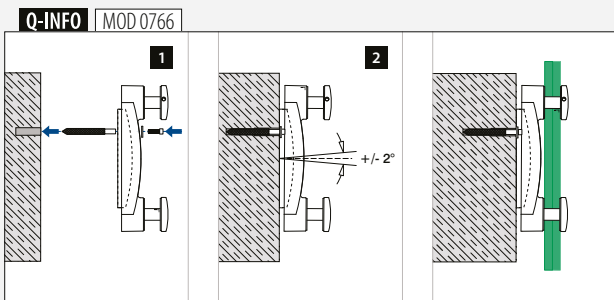


MOD 0766

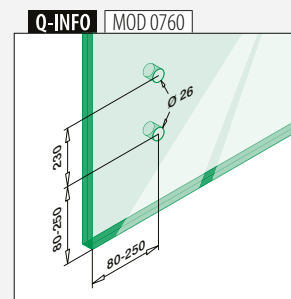
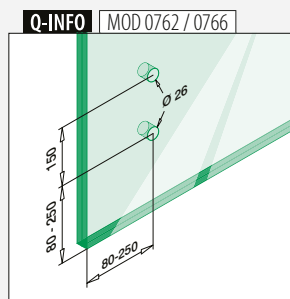
| | | | |
|---------------|---------|-----------|---|
| 304 | Børstet | | |
| INDOOR | | | |
| 130766 | | 457 - 463 | 1 |



International Design Model Protection



SELL OUT Kun så længe lager haves.





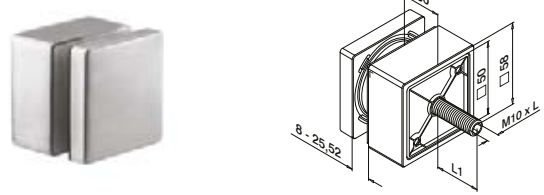
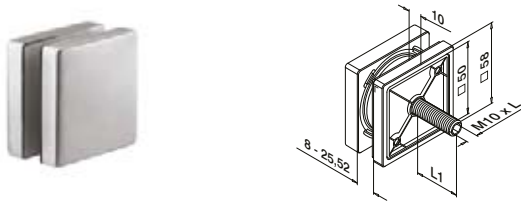
MOD 0760

Q-railing

Glas gelænder base

Glasadaptere

Firkantet



MOD 4747

| | | | | |
|----------------|----------|-----------|--|---|
| 316 | Børstet | | | |
| OUTDOOR | L | L1 | | |
| 144747-010-12 | 60 | 13 - 31 | | 2 |

MOD 4747

| | | | | |
|----------------|----------|-----------|--|---|
| 316 | Børstet | | | |
| OUTDOOR | L | L1 | | |
| 144747-030-12 | 80 | 13 - 31 | | 2 |



International Design Model Protection

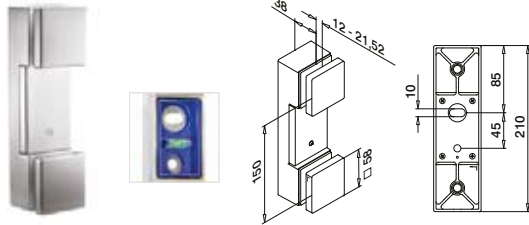


International Design Model Protection

Glas gelænder base

Glasadaptere

Rektangulære




MOD 4762

| | | | | |
|----------------|-----------|--|--|---|
| 316 | Børstet | | | |
| OUTDOOR | | | | |
| 144762-12 | 457 - 463 | | | 1 |



International Design Model Protection

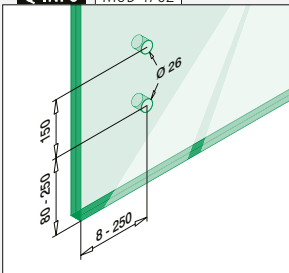
Q-INFO 316



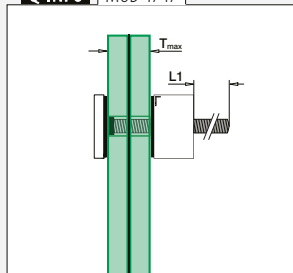
Poleret Børstet

SELL OUT Kun så længe lager haves.

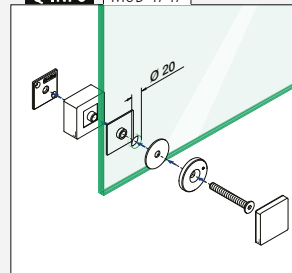
Q-INFO MOD 4762



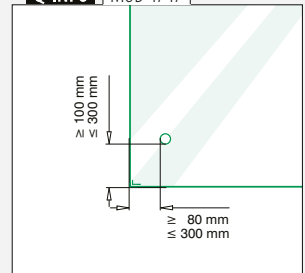
Q-INFO MOD 4747



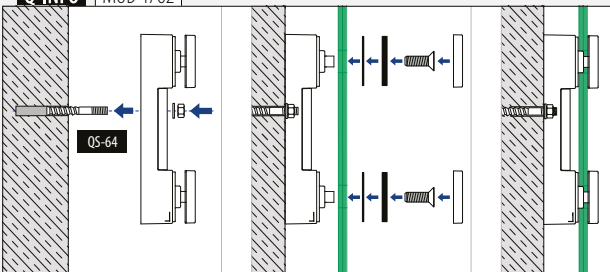
Q-INFO MOD 4747



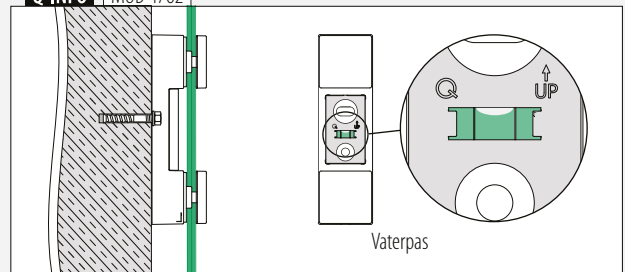
Q-INFO MOD 4747

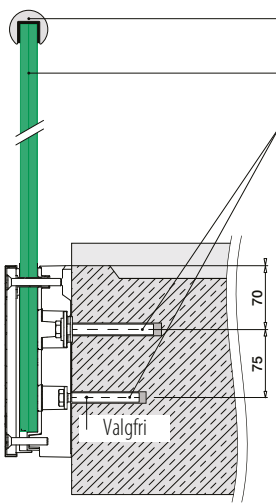


Q-INFO MOD 4762



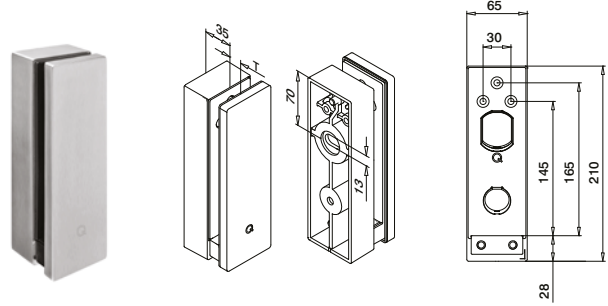
Q-INFO MOD 4762





- Valgfri: U-profiler: 169 - 185
- Kantbeskyttelse: 166 - 168
- Hærdet/lamineret glas: 160 - 161
- Alle ankre: 457 - 463

Der henvises til de respektive certifikater og statiske beregninger til specifikationer såsom monteringsdetaljer, glasmål og glastyper.



MOD 0763

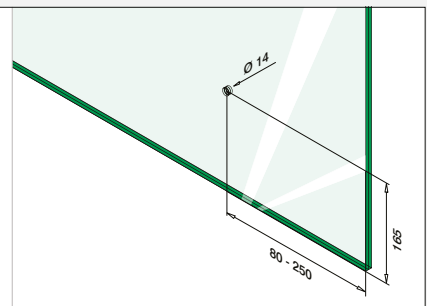
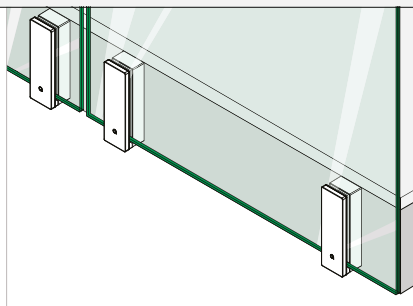
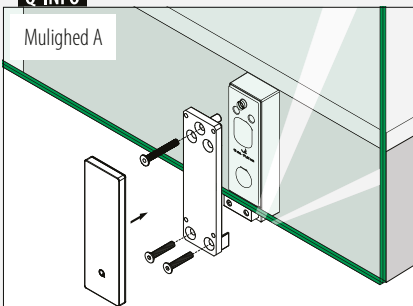
| 304 | Børstet | | |
|-----------|------------|-----------|---|
| INDOOR | T | | |
| 130763-12 | 12 - 21,52 | 457 - 463 | 1 |
| 316 | Børstet | | |
| OUTDOOR | T | | |
| 140763-12 | 12 - 21,52 | 457 - 463 | 1 |



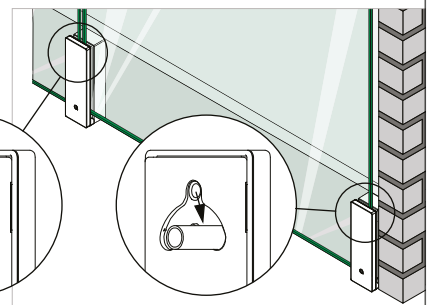
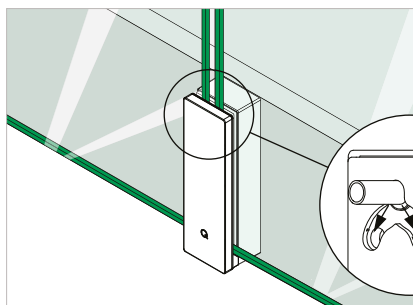
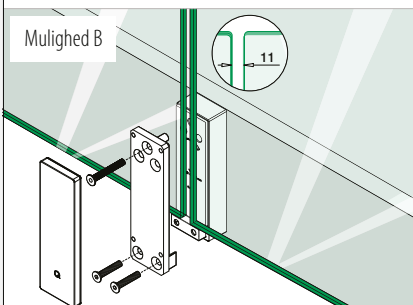
International Design Model Protection

Q-INFO

Mulighed A



Mulighed B





Q-GLASS

GLASPANELER TIL GLASGELÆNDER- SYSTEMER

Bestil glas, samtidig med at du bestiller
resten af dit glasgelænder

Specialfremstillet glas

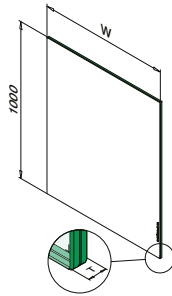
- Hærdet, lamineret glas op til 31,52 mm
- Valgfri farve eller SentryGlas® folie
- Radiushjørner og polerede kanter på bestilling
- Valgfri for-borede huller

Glas fra lager

- Straks-levering
- Hærdet, lamineret glas
- 8,76 - 16,76 mm, 10 bredder og 3 højder
- Lige, runde og poleret kanter
- Afrundede hjørner

■ CE-mærkede ■ Høj kvalitet ■ Hurtig levering ■ Konkurrencedygtige priser og gennemskuelige tilbud ■ Nem bestilling

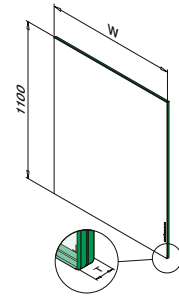
Q-GLASS (Hærdet/Lamineret)



MOD 5017

Sikkerhedsglas Hærdet/lamineret

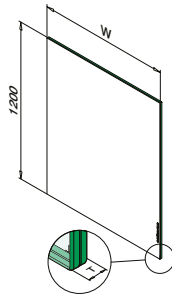
| SELL OUT | OUTDOOR | W | T |
|----------|---------------|------|-------|
| SELL OUT | 195017-040-10 | 400 | 16,76 |
| SELL OUT | 195017-050-10 | 500 | 16,76 |
| SELL OUT | 195017-060-10 | 600 | 16,76 |
| SELL OUT | 195017-070-10 | 700 | 16,76 |
| | 195017-080-10 | 800 | 16,76 |
| | 195017-090-10 | 900 | 16,76 |
| | 195017-095-10 | 950 | 16,76 |
| | 195017-100-10 | 1000 | 16,76 |
| | 195017-100-11 | 1100 | 16,76 |
| | 195017-100-12 | 1200 | 16,76 |



MOD 5017

Sikkerhedsglas Hærdet/lamineret


| SELL OUT | OUTDOOR | W | T |
|----------|---------------|------|-------|
| SELL OUT | 195017-040-11 | 400 | 16,76 |
| SELL OUT | 195017-050-11 | 500 | 16,76 |
| SELL OUT | 195017-060-11 | 600 | 16,76 |
| SELL OUT | 195017-070-11 | 700 | 16,76 |
| | 195017-080-11 | 800 | 16,76 |
| | 195017-090-11 | 900 | 16,76 |
| | 195017-095-11 | 950 | 16,76 |
| | 195017-100-11 | 1000 | 16,76 |



MOD 5017

Sikkerhedsglas Hærdet/lamineret

| SELL OUT | OUTDOOR | W | T |
|----------|---------------|------|-------|
| SELL OUT | 195017-040-12 | 400 | 16,76 |
| SELL OUT | 195017-050-12 | 500 | 16,76 |
| SELL OUT | 195017-060-12 | 600 | 16,76 |
| | 195017-070-12 | 700 | 16,76 |
| | 195017-080-12 | 800 | 16,76 |
| | 195017-090-12 | 900 | 16,76 |
| | 195017-095-12 | 950 | 16,76 |
| | 195017-100-12 | 1000 | 16,76 |



Q-glass er altid på lager.

SELL OUT Kun så længe lager haves.

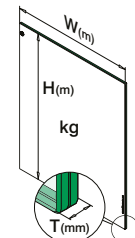
Q-INFO

Beregning

$$H (m) \times W (m) \times 2,5 \times T_g (mm) = kg$$

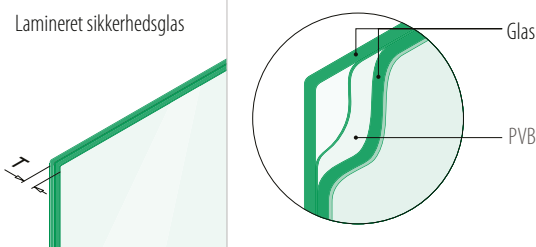
Eksempel

| H | W | T |
|---------------------------------|-------|-------|
| 1,1 m | 1,0 m | 16 mm |
| 1,1 x 1,0 x 2,5 x 16 = 44,00 kg | | |



Q-INFO

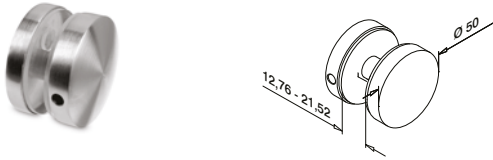
Lamineret sikkerhedsglas



Fyldninger

Glasforbinderer

Ø 50



MOD 0742

| | | |
|----------------|---------|---|
| 304 | Børstet | |
| INDOOR | | |
| 130742-12 | | 2 |
| 316 | Børstet | |
| OUTDOOR | | |
| 140742-12 | | 2 |
| 316 | Poleret | |
| OUTDOOR | | |
| 140742-10 | | 2 |



Fyldninger

Gummiindlæg til MOD 2870 / 2890



4 styk per glasforbinderer

MOD 5028

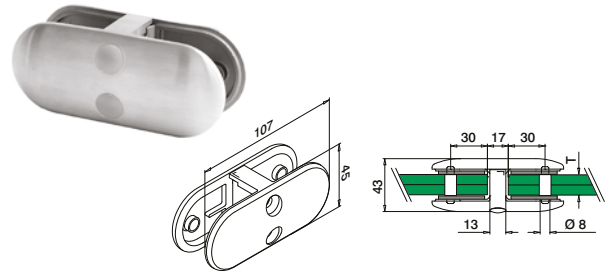
| Tilbehør | | |
|--------------------|-------|---|
| Til lamineret glas | T | |
| 205028-17 | 16,76 | 8 |
| 205028-18 | 17,52 | 8 |
| 205028-21 | 20,76 | 8 |
| 205028-22 | 21,52 | 8 |



MOD 2870, 2880, 2890
Til T = 6 - 12,76 mm
446

Fyldninger

Glasforbinderer - til glas tykkelse 16,76 - 21,52 mm

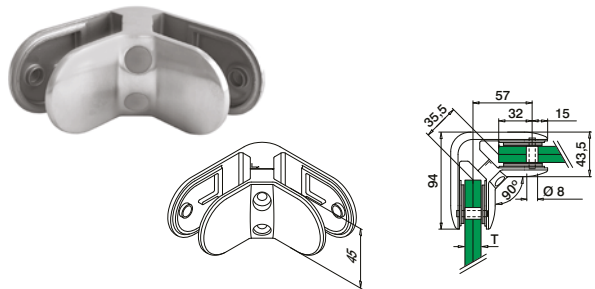


MOD 2870

| | | |
|----------------|-----------------|---|
| 316 | Børstet | |
| OUTDOOR | | |
| 142870-22-12 | Se T i MOD 5028 | 2 |



International Design Model Protection



MOD 2890

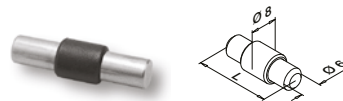
| | | |
|----------------|-----------------|---|
| 316 | Børstet | |
| OUTDOOR | | |
| 142890-22-12 | Se T i MOD 5028 | 2 |



International Design Model Protection

Tilbehør

Sikkerhedsstifter




Valgfri brug til MOD 2870 / 2890

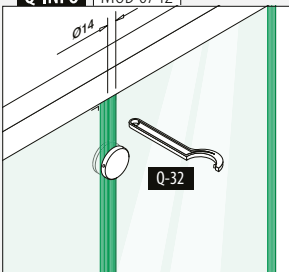
MOD 5015

| Tilbehør | | |
|-----------|----|---|
| | L | |
| 205015-24 | 30 | 4 |


Q-INFO 316



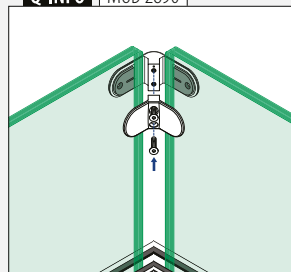
Q-INFO MOD 0742



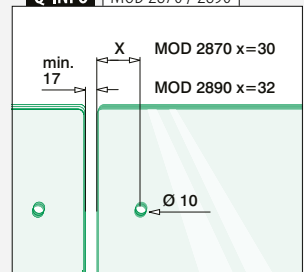
Q-INFO MOD 2870



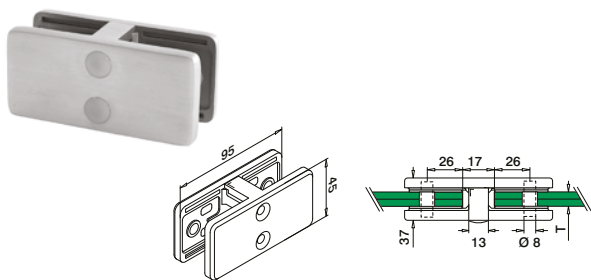
Q-INFO MOD 2890



Q-INFO MOD 2870 / 2890



Glaserforbinderer - til glas tykkelse 16,76 - 21,52 mm

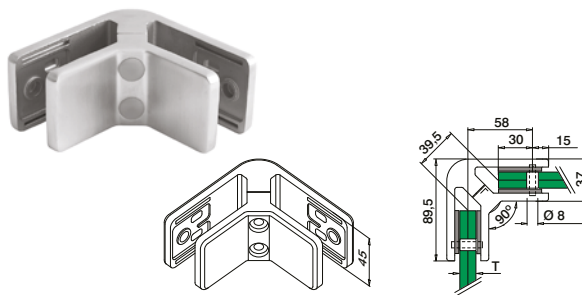


MOD 4270

| | | | |
|----------------|---------|-----------------|---|
| 316 | Børstet | | |
| OUTDOOR | | T | |
| 144270-22-12 | | Se T i MOD 5042 | 2 |



International Design Model Protection



MOD 4290

| | | | |
|----------------|---------|-----------------|---|
| 316 | Børstet | | |
| OUTDOOR | | T | |
| 144290-22-12 | | Se T i MOD 5042 | 2 |



International Design Model Protection

Gummiindlæg til MOD 4270 / 4290

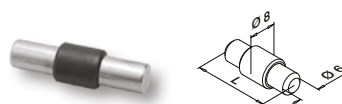


4 styk per
glasforbinderer

MOD 5042

| | | | |
|---------------------------|----------|--|---|
| Tilbehør | | | |
| Til lamineret glas | T | | |
| 205042-17 | 16,76 | | 8 |
| 205042-18 | 17,52 | | 8 |
| 205042-21 | 20,76 | | 8 |
| 205042-22 | 21,52 | | 8 |

Sikkerhedsstifter



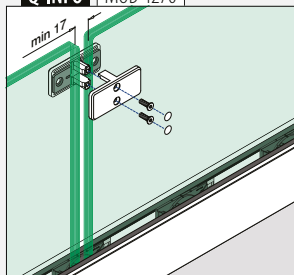
Valgfri brug til
MOD 4270 / 4290

MOD 5015

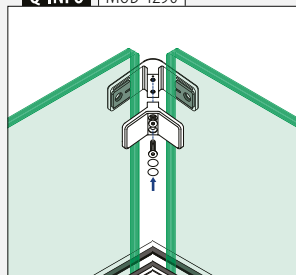
| | | | |
|-----------------|----------|--|---|
| Tilbehør | | | |
| | L | | |
| 205015-24 | 30 | | 4 |



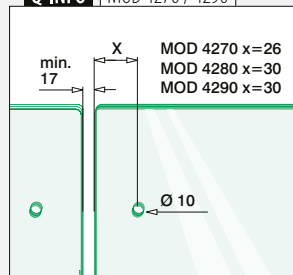
Q-INFO | MOD 4270



Q-INFO | MOD 4290

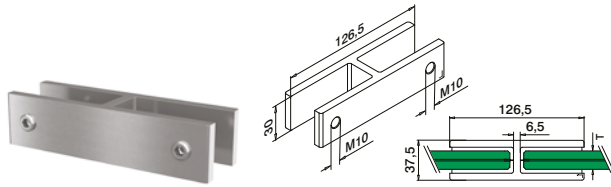


Q-INFO | MOD 4270 / 4290



Tilbehør

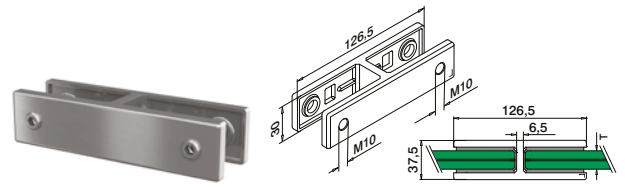
GlASFORSBINDERER



MOD 0291

| | | | |
|------------------|---------------------|----------|---|
| Aluminium | Børstet, anodiseret | | |
| OUTDOOR | | T | |
| 160291-22-18 | Se T i MOD 5092 | | 2 |

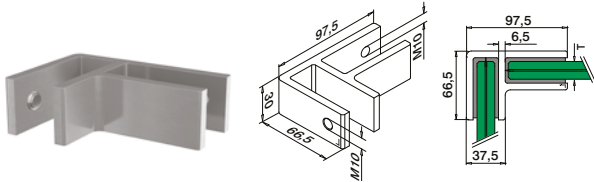
NEW



MOD 0291

| | | | |
|----------------|-----------------|----------|---|
| 316 | Børstet | | |
| OUTDOOR | | T | |
| 140291-22-12 | Se T i MOD 5091 | | 2 |

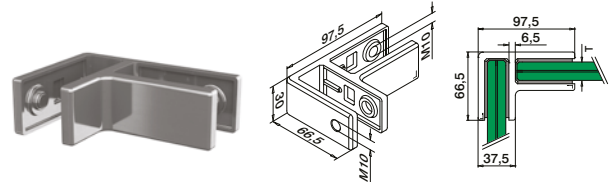
NEW



MOD 0292

| | | | |
|------------------|---------------------|----------|---|
| Aluminium | Børstet, anodiseret | | |
| OUTDOOR | | T | |
| 160292-22-18 | Se T i MOD 5092 | | 2 |

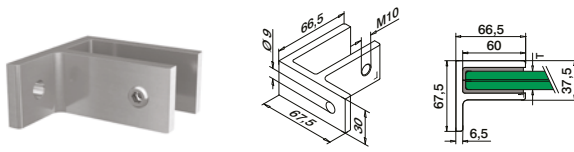
NEW



MOD 0292

| | | | |
|----------------|-----------------|----------|---|
| 316 | Børstet | | |
| OUTDOOR | | T | |
| 140292-22-12 | Se T i MOD 5091 | | 2 |

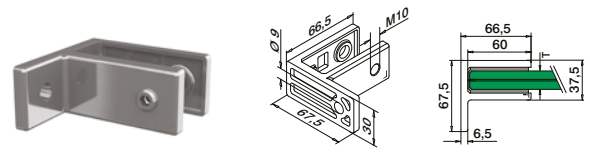
NEW



MOD 0293

| | | | |
|------------------|---------------------|----------|---|
| Aluminium | Børstet, anodiseret | | |
| OUTDOOR | | T | |
| 160293-22-18 | Se T i MOD 5092 | | 2 |

NEW



MOD 0293

| | | | |
|----------------|-----------------|----------|---|
| 316 | Børstet | | |
| OUTDOOR | | T | |
| 140293-22-12 | Se T i MOD 5091 | | 2 |

NEW

Fyldninger

Gummiindlæg til MOD 0291 / 0292 / 0293 (aluminium)



4 stk. til MOD 0291 og 0292
2 stk. til MOD 00293

Glasfastgørelsesskruer medfølger

MOD 5092

| | | | |
|--------------------|---------------|--|---|
| Tilbehør | | | |
| Til lamineret glas | T | | |
| 205092-18 | 16,76 + 17,52 | | 4 |
| 205092-22 | 20,76 + 21,52 | | 4 |

NEW

Fyldninger

Gummiindlæg til MOD 0291 / 0292 / 0293 (rustfrit stål)



4 stk. til MOD 0291 og 0292
2 stk. til MOD 00293

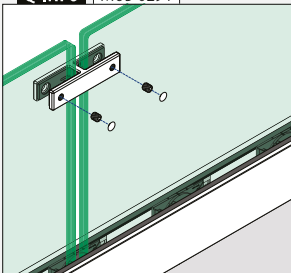
Glasfastgørelsesskruer medfølger

MOD 5091

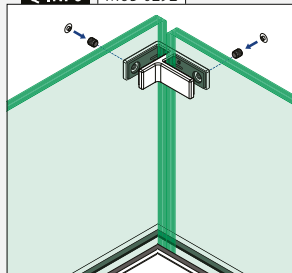
| | | | |
|--------------------|---------------|--|---|
| Tilbehør | | | |
| Til lamineret glas | T | | |
| 205091-18 | 16,76 + 17,52 | | 4 |
| 205091-22 | 20,76 + 21,52 | | 4 |

NEW

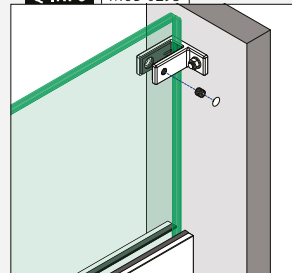
Q-INFO | MOD 0291



Q-INFO | MOD 0292



Q-INFO | MOD 0293





GLASKANTS- BESKYTTELSE

166

U-PROFILER

167, 168

GLASLISTERØR firkantet / rektangulære

176



GLASLISTERØR rundt

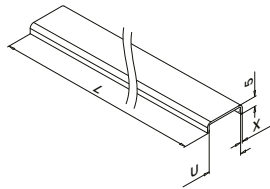
169



Q-railing

Glaskantsbeskyttelse

Glaskantsbeskyttelse



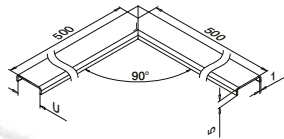
MOD 6940

| Aluminium | Rå | U | Q | X | T | |
|------------------|---------------------|------|------|-----|---------------|-----------|
| 166940-050-18-00 | | 18,5 | Q-98 | 1,5 | 16,76 - 17,52 | L = 5 m |
| Aluminium | Børstet, anodiseret | | | | | |
| OUTDOOR | | | | | | |
| 166940-025-18-18 | | 18,5 | Q-98 | 1,5 | 16,76 - 17,52 | L = 2,5 m |
| 166940-025-22-18 | | 22,5 | Q-99 | 1,5 | 20,76 - 21,52 | L = 2,5 m |
| 166940-050-18-18 | | 18,5 | Q-98 | 1,5 | 16,76 - 17,52 | L = 5 m |
| 166940-050-22-18 | | 22,5 | Q-99 | 1,5 | 20,76 - 21,52 | L = 5 m |
| Aluminium | Black Line | | | | | |
| OUTDOOR | | | | | | |
| 166940-025-18-82 | | 18,5 | Q-98 | 1,5 | 16,76 - 17,52 | L = 2,5 m |



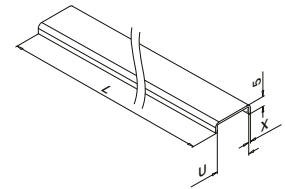
Glaskantsbeskyttelse

Hjørne



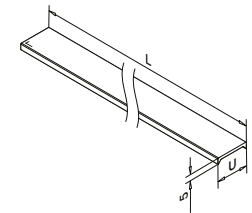
MOD 6340

| 316 | Børstet | U | T | |
|---------------|---------|------|---------------|---|
| OUTDOOR | | | | |
| 146340-500-18 | | 18,5 | 16,76 - 17,52 | 1 |
| 146340-500-22 | | 22,5 | 20,76 - 21,52 | 1 |
| 146340-500-26 | | 26,5 | 24,76 - 25,52 | 1 |



MOD 6940

| 316 | Børstet | U | Q | X | T | |
|------------------|---------|------|-------|---|---------------|-----------|
| OUTDOOR | | | | | | |
| 146940-025-18-12 | | 18,5 | Q-98 | 1 | 16,76 - 17,52 | L = 2,5 m |
| 146940-025-22-12 | | 22,5 | Q-99 | 1 | 20,76 - 21,52 | L = 2,5 m |
| 146940-050-14-12 | | 14,5 | Q-111 | 1 | 12,76 - 13,52 | L = 5 m |
| 146940-050-18-12 | | 18,5 | Q-98 | 1 | 16,76 - 17,52 | L = 5 m |
| 146940-050-22-12 | | 22,5 | Q-99 | 1 | 20,76 - 21,52 | L = 5 m |
| 146940-050-26-12 | | 26,5 | Q-112 | 1 | 24,76 - 25,52 | L = 5 m |




MOD 6941

| Plastik | Transparent | U | Q | T | |
|------------------|-------------|------|-------|---------------|-----------|
| INDOOR | | | | | |
| 156941-025-18-03 | | 18,5 | Q-122 | 16,76 - 17,52 | L = 2,5 m |

NEW

Q-INFO Aluminium MOD 6940



Rå

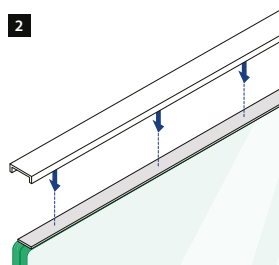
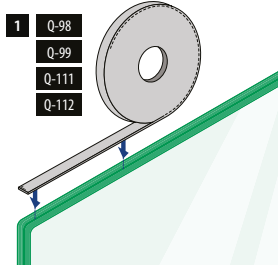


Børstet, anodiseret

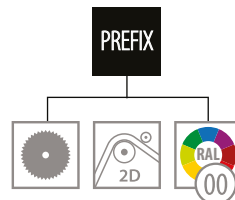


Sort, mat, struktur overflade

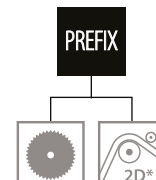
Q-INFO



Q-INFO MOD 6940

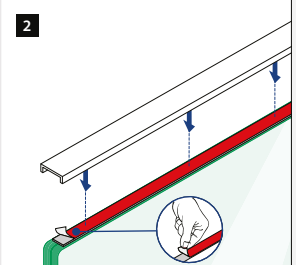
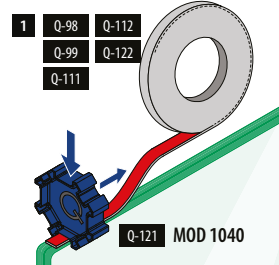


Q-INFO 316 MOD 6340 / 6940



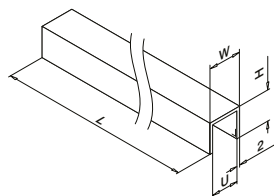

*MOD 6940

Q-INFO



Glaskantsbeskyttelse U-profiler

Firkantet



MOD 6944

Aluminium Børstet, anodiseret

| OUTDOOR | U | Q | T | W | H | |
|------------------|-------|-------|---------------|-------|----|---------|
| 166944-050-13-18 | 13,25 | Q-111 | 12,76 | 17,25 | 15 | L = 5 m |
| 166944-050-18-18 | 18 | Q-98 | 16,76 - 17,52 | 22 | 20 | L = 5 m |
| 166944-050-22-18 | 22 | Q-99 | 21,52 | 26 | 20 | L = 5 m |

Aluminium Black Line

| OUTDOOR | U | Q | T | W | H | |
|------------------|-------|-------|---------------|-------|----|---------|
| 166944-050-13-82 | 13,25 | Q-111 | 12,76 | 17,25 | 15 | L = 5 m |
| 166944-050-18-82 | 18 | Q-98 | 16,76 - 17,52 | 22 | 20 | L = 5 m |
| 166944-050-22-82 | 22 | Q-99 | 21,52 | 26 | 20 | L = 5 m |

NEW

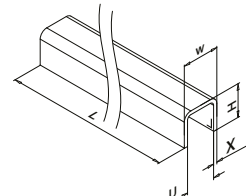
NEW

NEW



U-profiler

Firkantet



MOD 6960

304 Børstet

| INDOOR | U | X | T | W | H | |
|------------------|----|---|-----------|----|----|---------|
| 136960-050-24-12 | 24 | 3 | 8 - 21,52 | 30 | 27 | L = 5 m |

316 Børstet

| OUTDOOR | U | X | T | W | H | |
|------------------|----|---|-----------|----|----|---------|
| 146960-050-24-12 | 24 | 3 | 8 - 21,52 | 30 | 27 | L = 5 m |
| 146960-050-34-12 | 34 | 3 | 8 - 31,52 | 40 | 37 | L = 5 m |

316 Black Line

| OUTDOOR | U | X | T | W | H | |
|------------------|----|---|-----------|----|----|---------|
| 146960-050-24-82 | 24 | 3 | 8 - 21,52 | 30 | 27 | L = 5 m |

NEW

MOD 6961

304 Børstet

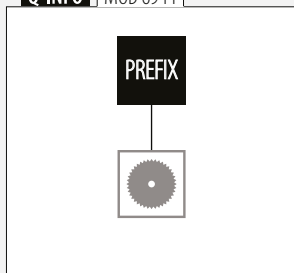
| INDOOR | U | X | T | W | H | |
|------------------|----|---|-----------|----|----|---------|
| 136961-050-24-12 | 24 | 2 | 8 - 21,52 | 28 | 26 | L = 5 m |

316 Børstet

| OUTDOOR | U | X | T | W | H | |
|------------------|----|---|-----------|----|----|---------|
| 146961-050-24-12 | 24 | 2 | 8 - 21,52 | 28 | 26 | L = 5 m |
| 146961-050-34-12 | 34 | 2 | 8 - 31,52 | 38 | 36 | L = 5 m |



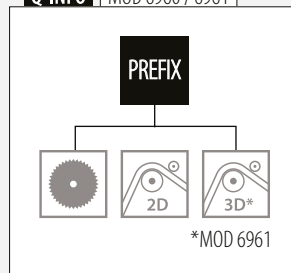
Q-INFO MOD 6944



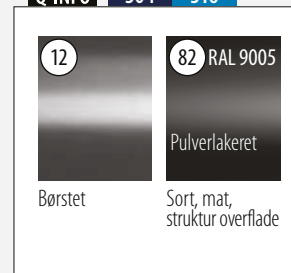
Q-INFO Aluminium



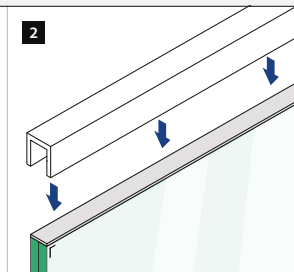
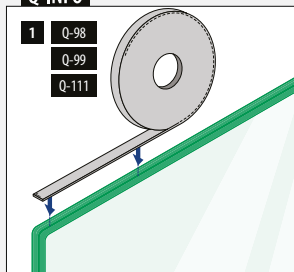
Q-INFO MOD 6960 / 6961



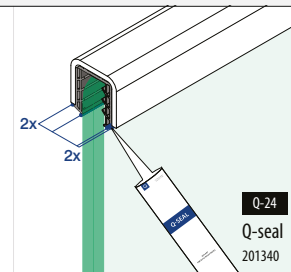
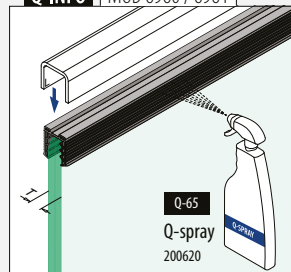
Q-INFO 304 316



Q-INFO



Q-INFO MOD 6960 / 6961



U-profiler,

Hjørne

Firkantet



MOD 6362

| 316 | | Børstet | | | | | |
|------------------|----|------------|-----------|----|----|---|--|
| OUTDOOR | | U | X | T | W | H | |
| 146362-24-12 | 24 | 3 | 8 - 21,52 | 30 | 27 | 1 | |
| 146362-34-12 | 34 | 3 | 8 - 31,52 | 40 | 37 | 1 | |
| 316 | | Black Line | | | | | |
| OUTDOOR | | U | X | T | W | H | |
| NEW 146362-24-82 | 24 | 3 | 8 - 21,52 | 30 | 27 | 1 | |

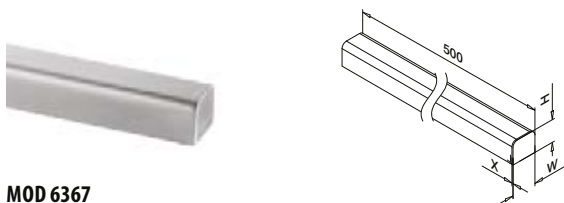
MOD 6361

| 316 | | Børstet | | | | | |
|-----------|----|---------|-----------|----|----|---|--|
| OUTDOOR | | U | X | T | W | H | |
| 146361-24 | 24 | 2 | 8 - 21,52 | 28 | 26 | 1 | |
| 146361-34 | 34 | 2 | 8 - 31,52 | 38 | 36 | 1 | |

U-profiler,

Endekapper

Firkantet



MOD 6367

| 316 | | Børstet | | | | | |
|------------------|----|------------|-----------|----|----|---|--|
| OUTDOOR | | U | X | T | W | H | |
| 146367-24-12 | 24 | 3 | 8 - 21,52 | 30 | 27 | 1 | |
| 146367-34-12 | 34 | 3 | 8 - 31,52 | 40 | 37 | 1 | |
| 316 | | Black Line | | | | | |
| OUTDOOR | | U | X | T | W | H | |
| NEW 146367-24-82 | 24 | 3 | 8 - 21,52 | 30 | 27 | 1 | |

MOD 6366

| 316 | | Børstet | | | | | |
|-----------|----|---------|-----------|----|----|---|--|
| OUTDOOR | | U | X | T | W | H | |
| 146366-24 | 24 | 2 | 8 - 21,52 | 28 | 26 | 1 | |
| 146366-34 | 34 | 2 | 8 - 31,52 | 38 | 36 | 1 | |

U-profiler,

Gummiindlæg



MOD 5124

| Tilbehør | | |
|-----------------|--------|---------|
| U = 24 mm | | |
| Til hærdet glas | T | |
| 205124-050-08 | 8 - 10 | L = 5 m |
| 205124-050-11 | 12 | L = 5 m |
| 205124-050-15 | 15 | L = 5 m |
| 205124-050-19 | 19 | L = 5 m |

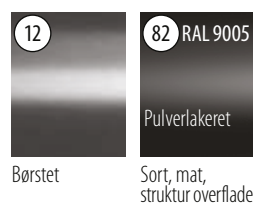
| Til lamineret glas | | |
|--------------------|---------------|---------|
| 205124-050-08 | 8,76 - 10,76 | L = 5 m |
| 205124-050-11 | 11,52 - 13,52 | L = 5 m |
| 205124-050-17 | 16,76 - 17,52 | L = 5 m |
| NEW 205124-050-92 | 20,76 - 21,52 | L = 5 m |

MOD 5134

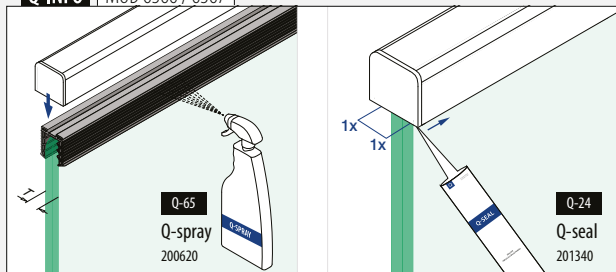
| Tilbehør | | |
|-----------------|--------|---------|
| U = 34 mm | | |
| Til hærdet glas | T | |
| 205134-050-08 | 8 - 10 | L = 5 m |
| 205134-050-11 | 12 | L = 5 m |
| 205134-050-19 | 19 | L = 5 m |

| Til lamineret glas | | |
|--------------------|---------------|---------|
| 205134-050-08 | 8,76 - 10,76 | L = 5 m |
| 205134-050-11 | 11,52 - 13,52 | L = 5 m |
| 205134-050-17 | 16,76 - 17,52 | L = 5 m |
| 205134-050-22 | 20,76 - 21,52 | L = 5 m |
| 205134-050-24 | 24,76 - 25,52 | L = 5 m |
| 205134-050-32 | 31,52 | L = 5 m |

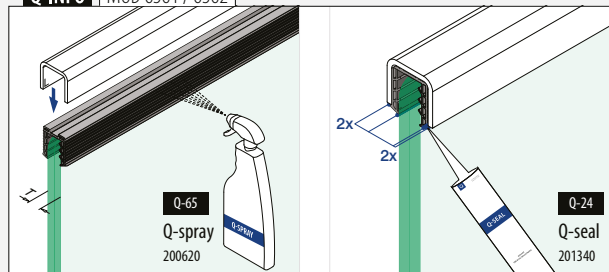
Q-INFO | 304 | 316



Q-INFO | MOD 6366 / 6367

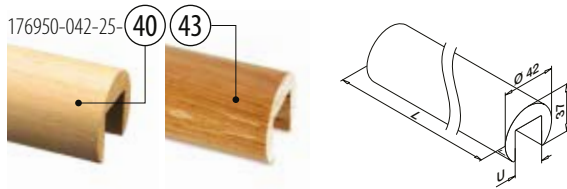


Q-INFO | MOD 6361 / 6362



Glaslisterør/notrør

Glaslisterør i træ



MOD 6950

| Bøg | Lakeret | U | |
|------------------|---------|----|-----------|
| INDOOR | | | |
| 176950-042-25-40 | | 24 | L = 2,5 m |
| Eg | Lakeret | | |
| INDOOR | | | |
| 176950-042-25-43 | | 24 | L = 2,5 m |

PREFIX

Glaslisterør/notrør

Forbinderer



MOD 6791

| 304 | Børstet | Ø | QS-49 | 471 | |
|---------------|---------|------|-------|-----|---|
| INDOOR | | | | | |
| 176791-042 | | 42,0 | | | 2 |



Glaslisterør/notrør

Endekapper



MOD 6729

| 304 | Børstet | QS-49 | 471 | |
|---------------|---------|-------|-----|---|
| INDOOR | | | | |
| 176729-042 | | | | 2 |



Træ er et naturligt produkt. Farven kan varieres.

Glaslisterør/notrør

Gummiindlæg



MOD 5124

| Tilbehør | U = 24 mm | T | |
|------------------------|-----------|--------|---------|
| Til hærdet glas | | | |
| 205124-050-08 | | 8 - 10 | L = 5 m |
| 205124-050-11 | | 12 | L = 5 m |
| 205124-050-15 | | 15 | L = 5 m |
| 205124-050-19 | | 19 | L = 5 m |

Til lamineret glas

| | | |
|---------------|---------------|---------|
| 205124-050-08 | 8,76 - 10,76 | L = 5 m |
| 205124-050-11 | 11,52 - 13,52 | L = 5 m |
| 205124-050-17 | 16,76 - 17,52 | L = 5 m |
| 205124-050-92 | 20,76 - 21,52 | L = 5 m |

NEW

Tilbehør

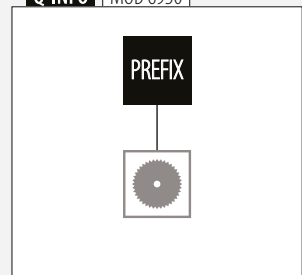
Boringskabelon



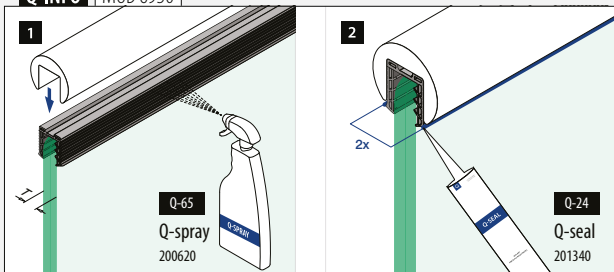
MOD 1024

| Tilbehør | Q | |
|------------|------|---|
| 201024-042 | Q-20 | 1 |

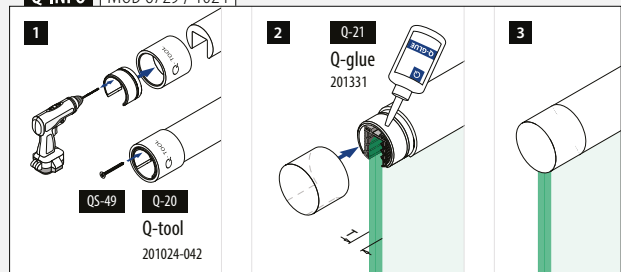
Q-INFO | MOD 6950



Q-INFO | MOD 6950

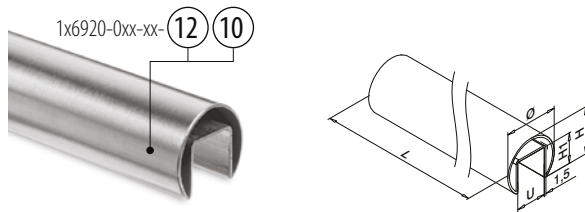


Q-INFO | MOD 6729 / 1024



Glaslisterør/notrør

Glaslisterør



MOD 6920

Ø 42,4 mm

| 304 | | Børstet | | |
|------------------|----|---------|----|-----------|
| INDOOR | U | H | H1 | |
| 136920-042-25-12 | 24 | 37 | 24 | L = 2,5 m |
| 136920-042-50-12 | 24 | 37 | 24 | L = 5 m |

SELL
OUT

| 316 | | Børstet | | |
|------------------|----|---------|----|---------|
| OUTDOOR | U | H | H1 | |
| 146920-042-50-12 | 24 | 37 | 24 | L = 5 m |

| 316 | | Poleret | | |
|------------------|----|---------|----|---------|
| OUTDOOR | U | H | H1 | |
| 146920-042-50-10 | 24 | 37 | 24 | L = 5 m |

Ø 48,3 mm

| 304 | | Børstet | | |
|------------------|----|---------|----|---------|
| INDOOR | U | H | H1 | |
| 136920-048-50-12 | 27 | 42,6 | 30 | L = 5 m |

| 316 | | Børstet | | |
|------------------|----|---------|----|---------|
| OUTDOOR | U | H | H1 | |
| 146920-048-50-12 | 27 | 42,6 | 30 | L = 5 m |

Ø 60,3 mm

| 304 | | Børstet | | |
|------------------|----|---------|----|---------|
| INDOOR | U | H | H1 | |
| 136920-060-50-12 | 34 | 53 | 34 | L = 5 m |

| 316 | | Børstet | | |
|------------------|----|---------|----|---------|
| OUTDOOR | U | H | H1 | |
| 146920-060-50-12 | 34 | 53 | 34 | L = 5 m |



Glaslisterør/notrør

Gummiindlæg



MOD 5124

Tilbehør

U = 24 mm

| Til hærdet glas | T | |
|-----------------|--------|---------|
| 205124-050-08 | 8 - 10 | L = 5 m |
| 205124-050-11 | 12 | L = 5 m |
| 205124-050-15 | 15 | L = 5 m |
| 205124-050-19 | 19 | L = 5 m |

| | | |
|---------------|--------|----------|
| 205124-250-08 | 8 - 10 | L = 25 m |
| 205124-250-11 | 12 | L = 25 m |
| 205124-250-15 | 15 | L = 25 m |
| 205124-250-19 | 19 | L = 25 m |

Til lamineret glas

| | | |
|-------------------|---------------|---------|
| 205124-050-08 | 8,76 - 10,76 | L = 5 m |
| 205124-050-11 | 11,52 - 13,52 | L = 5 m |
| 205124-050-17 | 16,76 - 17,52 | L = 5 m |
| NEW 205124-050-92 | 20,76 - 21,52 | L = 5 m |

| | | |
|-------------------|---------------|----------|
| 205124-250-08 | 8,76 - 10,76 | L = 25 m |
| 205124-250-11 | 11,52 - 13,52 | L = 25 m |
| 205124-250-17 | 16,76 - 17,52 | L = 25 m |
| NEW 205124-250-92 | 20,76 - 21,52 | L = 25 m |

MOD 5127

Tilbehør

U = 27 mm

| Til hærdet glas | T | |
|-----------------|--------|---------|
| 205127-050-08 | 8 - 10 | L = 5 m |
| 205127-050-11 | 12 | L = 5 m |
| 205127-050-15 | 15 | L = 5 m |
| 205127-050-19 | 19 | L = 5 m |

Til lamineret glas

| | | |
|---------------|---------------|---------|
| 205127-050-08 | 8,76 - 10,76 | L = 5 m |
| 205127-050-11 | 11,52 - 13,52 | L = 5 m |
| 205127-050-15 | 16,76 - 17,52 | L = 5 m |
| 205127-050-22 | 20,76 - 21,52 | L = 5 m |
| 205127-050-24 | 24,76 - 25,52 | L = 5 m |

MOD 5134

Tilbehør

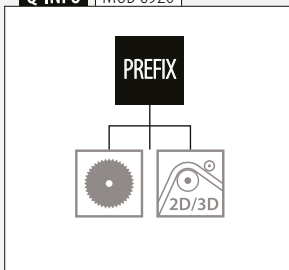
U = 34 mm

| Til hærdet glas | T | |
|-----------------|--------|---------|
| 205134-050-08 | 8 - 10 | L = 5 m |
| 205134-050-11 | 12 | L = 5 m |
| 205134-050-19 | 15 | L = 5 m |


Til lamineret glas

| | | |
|---------------|---------------|---------|
| 205134-050-08 | 8,76 - 10,76 | L = 5 m |
| 205134-050-11 | 11,52 - 13,52 | L = 5 m |
| 205134-050-17 | 16,76 - 17,52 | L = 5 m |
| 205134-050-22 | 20,76 - 21,52 | L = 5 m |
| 205134-050-24 | 24,76 - 25,52 | L = 5 m |
| 205134-050-32 | 31,52 | L = 5 m |

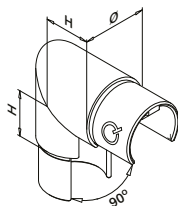
Q-INFO | MOD 6920



Q-INFO | 316

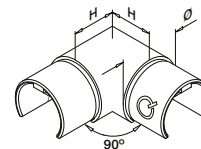
SELL
OUT Kun så længe lager haves.

Forbinderer



MOD 6303

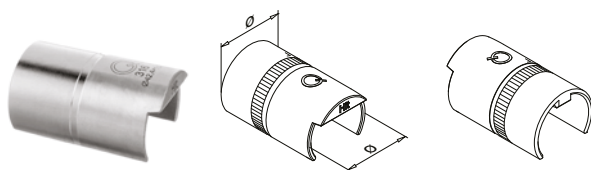
| 304 Børstet | | | |
|---------------|------------|----|---|
| INDOOR | Ø | H | |
| 136303-042-12 | 42,4 x 1,5 | 30 | 2 |
| 316 Børstet | | | |
| OUTDOOR | Ø | H | |
| 146303-042-12 | 42,4 x 1,5 | 30 | 2 |



MOD 6313

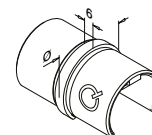
| 304 Børstet | | | |
|---------------|------------|----|---|
| INDOOR | Ø | H | |
| 136313-042-12 | 42,4 x 1,5 | 30 | 2 |
| 136313-048-12 | 48,3 x 1,5 | 35 | 2 |
| 136313-060-12 | 60,3 x 1,5 | 40 | 2 |
| 316 Børstet | | | |
| OUTDOOR | Ø | H | |
| 146313-042-12 | 42,4 x 1,5 | 30 | 2 |
| 146313-048-12 | 48,3 x 1,5 | 35 | 2 |
| 146313-060-12 | 60,3 x 1,5 | 40 | 2 |
| 316 Poleret | | | |
| OUTDOOR | Ø | H | |
| 146313-042-10 | 42,4 x 1,5 | 30 | 2 |

SELL OUT



MOD 6792 - EASY HIT®

| 304 Rå | | |
|------------|------------|---|
| INDOOR | Til rør Ø | |
| 136792-042 | 42,4 x 1,5 | 2 |
| 136792-048 | 48,3 x 1,5 | 2 |
| 316 Rå | | |
| OUTDOOR | Til rør Ø | |
| 146792-042 | 42,4 x 1,5 | 2 |
| 146792-048 | 48,3 x 1,5 | 2 |
| 146792-060 | 60,3 x 1,5 | 2 |



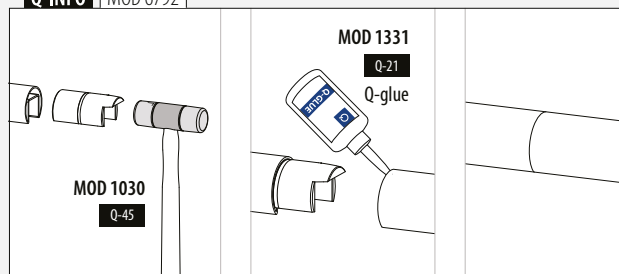
MOD 6790

| 304 Børstet | | |
|---------------|------------|---|
| INDOOR | Til rør Ø | |
| 136790-042-12 | 42,4 x 1,5 | 2 |
| 136790-048-12 | 48,3 x 1,5 | 2 |
| 136790-060-12 | 60,3 x 1,5 | 2 |
| 316 Børstet | | |
| OUTDOOR | Til rør Ø | |
| 146790-042-12 | 42,4 x 1,5 | 2 |
| 146790-048-12 | 48,3 x 1,5 | 2 |
| 316 Poleret | | |
| OUTDOOR | Til rør Ø | |
| 146790-042-10 | 42,4 x 1,5 | 2 |

SELL OUT

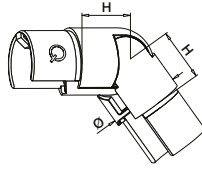


Q-INFO | MOD 6792





25–55°
Nedad

**MOD 6302****304** Børstet

| INDOOR | Ø | H | |
|------------------|------------|----|---|
| 136302-042-02-12 | 42,4 x 1,5 | 30 | 2 |
| 136302-048-02-12 | 48,3 x 1,5 | 35 | 2 |
| 136302-060-02-12 | 60,3 x 1,5 | 40 | 2 |

SELL OUT

316 Børstet

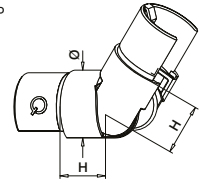
| OUTDOOR | Ø | H | |
|------------------|------------|----|---|
| 146302-042-02-12 | 42,4 x 1,5 | 30 | 2 |
| 146302-048-02-12 | 48,3 x 1,5 | 35 | 2 |
| 146302-060-02-12 | 60,3 x 1,5 | 40 | 2 |

316 Poleret

| OUTDOOR | Ø | H | |
|------------------|------------|----|---|
| 146302-042-02-10 | 42,4 x 1,5 | 30 | 2 |



25–55°
Opad

**MOD 6302****304** Børstet

| INDOOR | Ø | H | |
|------------------|------------|----|---|
| 136302-042-01-12 | 42,4 x 1,5 | 30 | 2 |
| 136302-048-01-12 | 48,3 x 1,5 | 35 | 2 |
| 136302-060-01-12 | 60,3 x 1,5 | 40 | 2 |

SELL OUT

316 Børstet

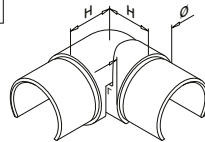
| OUTDOOR | Ø | H | |
|------------------|------------|----|---|
| 146302-042-01-12 | 42,4 x 1,5 | 30 | 2 |
| 146302-048-01-12 | 48,3 x 1,5 | 35 | 2 |
| 146302-060-01-12 | 60,3 x 1,5 | 40 | 2 |

316 Poleret

| OUTDOOR | Ø | H | |
|------------------|------------|----|---|
| 146302-042-01-10 | 42,4 x 1,5 | 30 | 2 |



+40° / -95°
Vandrette

**MOD 6312****304** Børstet

| INDOOR | Ø | H | |
|---------------|------------|----|---|
| 136312-042-12 | 42,4 x 1,5 | 27 | 2 |
| 136312-048-12 | 48,3 x 1,5 | 30 | 2 |


316 Børstet

| OUTDOOR | Ø | H | |
|---------------|------------|----|---|
| 146312-042-12 | 42,4 x 1,5 | 27 | 2 |
| 146312-048-12 | 48,3 x 1,5 | 30 | 2 |

NEW

**Q-INFO 316**

10



Poleret

12

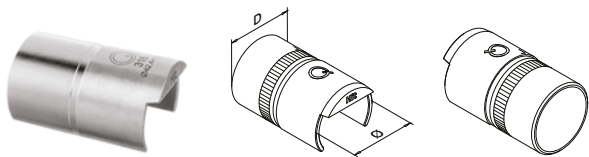


Børstet

SELL OUT

Kun så længe lager haves.

Glaslisterør til rørforbinder



MOD 5793 - EASY HIT®

| 316 | Rå | | | |
|------------|------------|------------|--|---|
| OUTDOOR | Til rør D | Til rør Ø | | |
| 145793-042 | 42,4 x 2,0 | 42,4 x 1,5 | | 2 |
| 145793-048 | 48,3 x 2,0 | 48,3 x 1,5 | | 2 |



International Design Model Protection

Håndliste afslutning



MOD 6738

| 304 | Børstet | | | |
|---------------|------------|----|--|---|
| INDOOR | Til rør Ø | L | | |
| 136738-042-12 | 42,4 x 1,5 | 60 | | 2 |
| 136738-048-12 | 48,3 x 1,5 | 65 | | 2 |

| 316 | Børstet | | | |
|---------------|------------|----|--|---|
| OUTDOOR | Til rør Ø | L | | |
| 146738-042-12 | 42,4 x 1,5 | 60 | | 2 |



International Design Model Protection

Endekapper



MOD 6732

| 304 | Børstet | | | |
|---------------|------------|--|--|---|
| INDOOR | Til rør Ø | | | |
| 136732-042-12 | 42,4 x 1,5 | | | 2 |
| 136732-048-12 | 48,3 x 1,5 | | | 2 |
| 136732-060-12 | 60,3 x 1,5 | | | 2 |

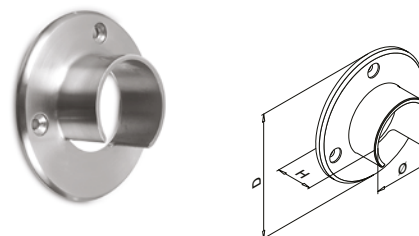
SELL OUT

| 316 | Børstet | | | |
|---------------|------------|--|--|---|
| OUTDOOR | Til rør Ø | | | |
| 146732-042-12 | 42,4 x 1,5 | | | 2 |
| 146732-048-12 | 48,3 x 1,5 | | | 2 |
| 146732-060-12 | 60,3 x 1,5 | | | 2 |

| 316 | Poleret | | | |
|---------------|------------|--|--|---|
| OUTDOOR | Til rør Ø | | | |
| 146732-042-10 | 42,4 x 1,5 | | | 2 |



Vægflange



MOD 6505

| 304 | Børstet | | | | | |
|---------------|---------|-----|----|------|-----|---|
| INDOOR | For Ø | D | H | | | |
| 136505-042-12 | 42,4 | 90 | 30 | Q5-5 | 471 | 2 |
| 136505-048-12 | 48,3 | 95 | 35 | Q5-5 | 471 | 2 |
| 136505-060-12 | 60,3 | 107 | 35 | Q5-5 | 471 | 2 |

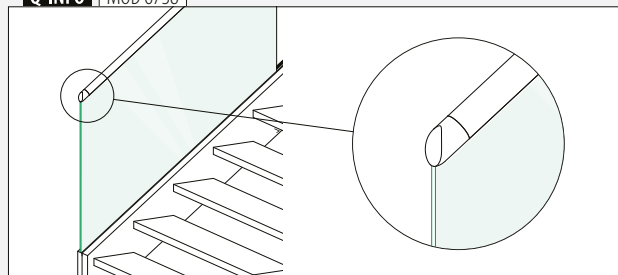
SELL OUT

| 316 | Børstet | | | | | |
|---------------|---------|-----|----|------|-----|---|
| OUTDOOR | For Ø | D | H | | | |
| 146505-042-12 | 42,4 | 90 | 30 | Q5-6 | 471 | 2 |
| 146505-048-12 | 48,3 | 95 | 35 | Q5-6 | 471 | 2 |
| 146505-060-12 | 60,3 | 107 | 35 | Q5-6 | 471 | 2 |

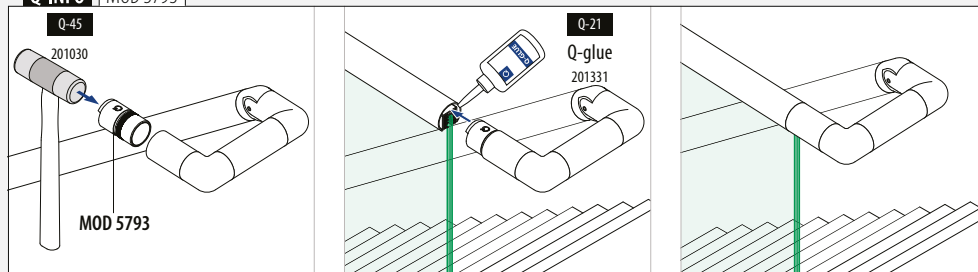
| 316 | Poleret | | | | | |
|---------------|---------|----|----|------|-----|---|
| OUTDOOR | For Ø | D | H | | | |
| 146505-042-10 | 42,4 | 90 | 30 | Q5-6 | 471 | 2 |



Q-INFO MOD 6738



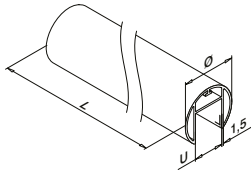

Q-INFO MOD 5793



Glaslisterør/notrør

Glaslisterør

166920-042-50-00 18



MOD 6920

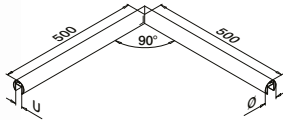
| Aluminium | Rå | U | Ø | |
|------------------|---------------------|----|------|---------|
| 166920-042-50-00 | | 24 | 42,4 | L = 5 m |
| Aluminium | Børstet, anodiseret | | | |
| OUTDOOR | | | | |
| 166920-042-50-18 | | 24 | 42,4 | L = 5 m |



International Design Model Protection

Glaslisterør/notrør

Hjørne



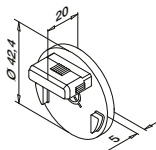
MOD 6320

| Aluminium | Rå | U | Ø | |
|---------------|---------------------|----|------------|---|
| 166320-042-00 | | 24 | 42,4 x 1,5 | 1 |
| Aluminium | Børstet, anodiseret | | | |
| OUTDOOR | | | | |
| 166320-042-18 | | 24 | 42,4 x 1,5 | 1 |

International Design Model Protection

Glaslisterør/notrør

Endekapper



MOD 6732 - EASY HIT®

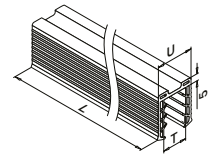
| Aluminium | Rå | For Ø | |
|---------------|---------------------|------------|---|
| 166732-042-00 | | 42,4 x 1,5 | 2 |
| Aluminium | Børstet, anodiseret | | |
| OUTDOOR | | | |
| 166732-042-18 | | 42,4 x 1,5 | 2 |



International Design Model Protection

Glaslisterør/notrør

Gummiindlæg



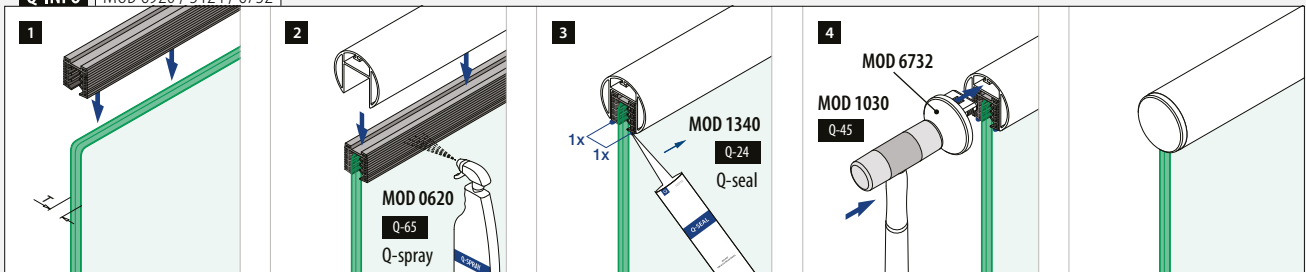
MOD 5124

| Tilbehør | U = 24 mm | |
|-----------------|-----------|----------|
| Til hærdet glas | T | |
| 205124-050-08 | 8 - 10 | L = 5 m |
| 205124-050-11 | 12 | L = 5 m |
| 205124-050-15 | 15 | L = 5 m |
| 205124-050-19 | 19 | L = 5 m |
| 205124-250-08 | 8 - 10 | L = 25 m |
| 205124-250-11 | 12 | L = 25 m |
| 205124-250-15 | 15 | L = 25 m |
| 205124-250-19 | 19 | L = 25 m |

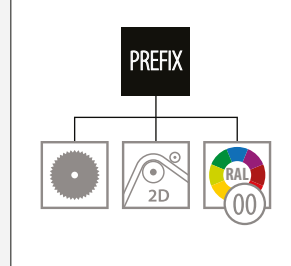
Til lamineret glas

| | | |
|-------------------|---------------|----------|
| 205124-050-08 | 8,76 - 10,76 | L = 5 m |
| 205124-050-11 | 11,52 - 13,52 | L = 5 m |
| 205124-050-17 | 16,76 - 17,52 | L = 5 m |
| NEW 205124-050-92 | 20,76 - 21,52 | L = 5 m |
| 205124-250-08 | 8,76 - 10,76 | L = 25 m |
| 205124-250-11 | 11,52 - 13,52 | L = 25 m |
| 205124-250-17 | 16,76 - 17,52 | L = 25 m |
| NEW 205124-250-92 | 20,76 - 21,52 | L = 25 m |


Q-INFO | MOD 6920 / 5124 / 6732



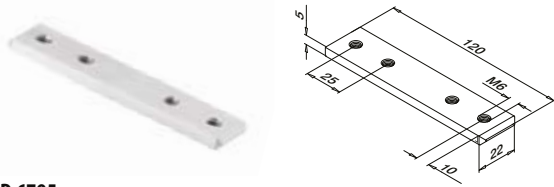
Q-INFO | MOD 6920



Q-INFO | Aluminium



Forbinderer




MOD 6795

| | | | |
|------------------|--------|-----|---|
| Aluminium | Rå | | |
| 166795-339 | QS-261 | 472 | 2 |




MOD 6311

| | | | |
|------------------|--------|-----|---|
| Aluminium | Rå | | |
| 166311-339 | QS-261 | 472 | 2 |



MOD 6797

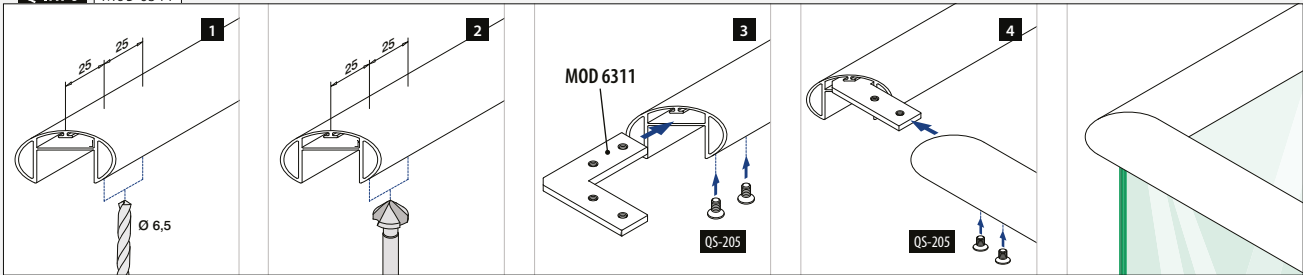
| | | | |
|------------------|--------|-----|---|
| Aluminium | Rå | | |
| 166797 | QS-261 | 472 | 2 |



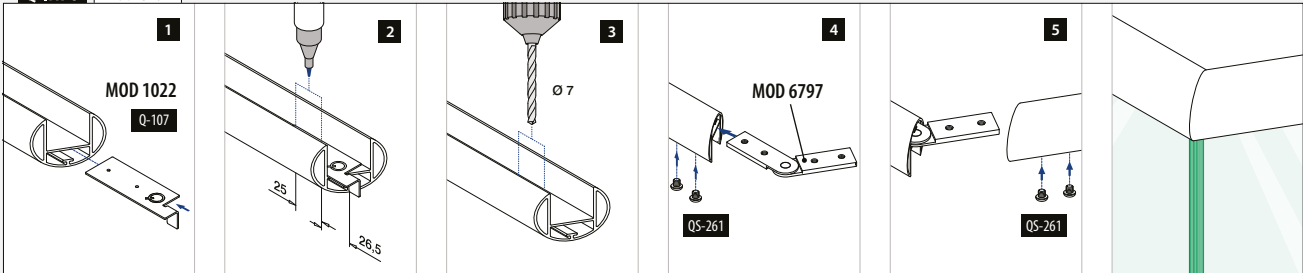
MOD 6798

| | | | |
|------------------|--------|-----|---|
| Aluminium | Rå | | |
| 166798 | QS-261 | 472 | 2 |

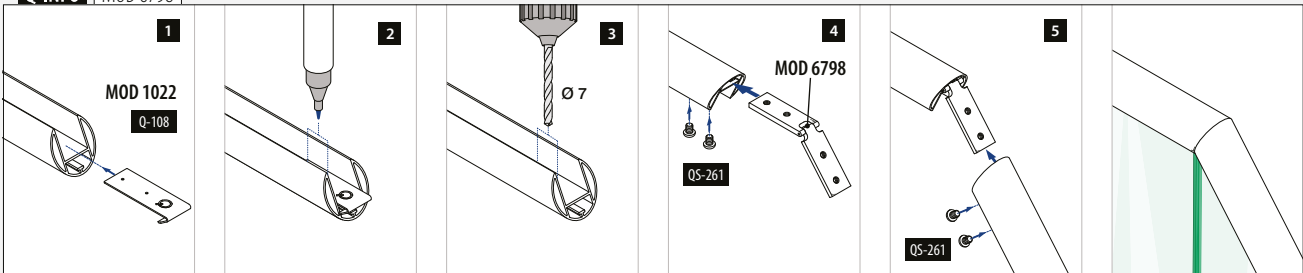
Q-INFO MOD 6311



Q-INFO MOD 6797



Q-INFO MOD 6798



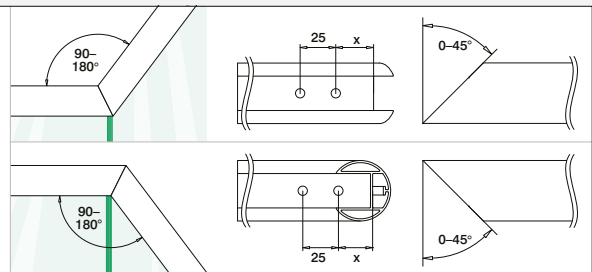
Q-INFO MOD 6798

Opadgående

| | | | | | | | | | | |
|---------------------|------|------|------|------|------|------|------|------|------|------|
| Skæring | 45° | 40° | 35° | 30° | 25° | 20° | 15° | 10° | 5° | 0° |
| Vinkel yderside | 90° | 100° | 110° | 120° | 130° | 140° | 150° | 160° | 170° | 180° |
| Distance til hjørne | 30,5 | 30,0 | 29,5 | 29,0 | 28,5 | 28,0 | 27,5 | 27,0 | 27,0 | 26,5 |

Nedadgående

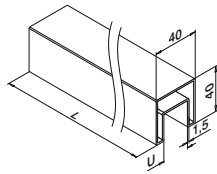
| | | | | | | | | | | |
|---------------------|------|------|------|------|------|------|------|------|------|------|
| Skæring | 0° | 5° | 10° | 15° | 20° | 25° | 30° | 35° | 40° | 45° |
| Vinkel inderside | 180° | 170° | 160° | 150° | 140° | 130° | 120° | 110° | 100° | 90° |
| Distance til hjørne | 26,5 | 26,5 | 26,0 | 26,0 | 25,5 | 25,5 | 25,0 | 24,5 | 24,5 | 24,0 |



Glaslisterør/notrør

Glaslisterør

Firkantet



MOD 6924

304

Børstet

INDOOR

U



| | | | |
|------------------|----|---------|-----------|
| 136924-040-25-12 | 24 | 40 x 40 | L = 2,5 m |
| 136924-040-50-12 | 24 | 40 x 40 | L = 5 m |

316

Børstet

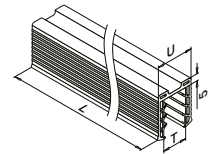

OUTDOOR

| | | | |
|------------------|----|---------|-----------|
| 146924-040-25-12 | 24 | 40 x 40 | L = 2,5 m |
| 146924-040-50-12 | 24 | 40 x 40 | L = 5 m |



Glaslisterør/notrør

Gummiindlæg



MOD 5124

Tilbehør

U = 24 mm

Til hærdet glas

T



| | | |
|---------------|--------|----------|
| 205124-050-08 | 8 - 10 | L = 5 m |
| 205124-050-11 | 12 | L = 5 m |
| 205124-050-15 | 15 | L = 5 m |
| 205124-050-19 | 19 | L = 5 m |
| 205124-250-08 | 8 - 10 | L = 25 m |
| 205124-250-11 | 12 | L = 25 m |
| 205124-250-15 | 15 | L = 25 m |
| 205124-250-19 | 19 | L = 25 m |

Til lamineret glas

| | | |
|-------------------|---------------|---------|
| 205124-050-08 | 8,76 - 10,76 | L = 5 m |
| 205124-050-11 | 11,52 - 13,52 | L = 5 m |
| 205124-050-17 | 16,76 - 17,52 | L = 5 m |
| NEW 205124-050-92 | 20,76 - 21,52 | L = 5 m |

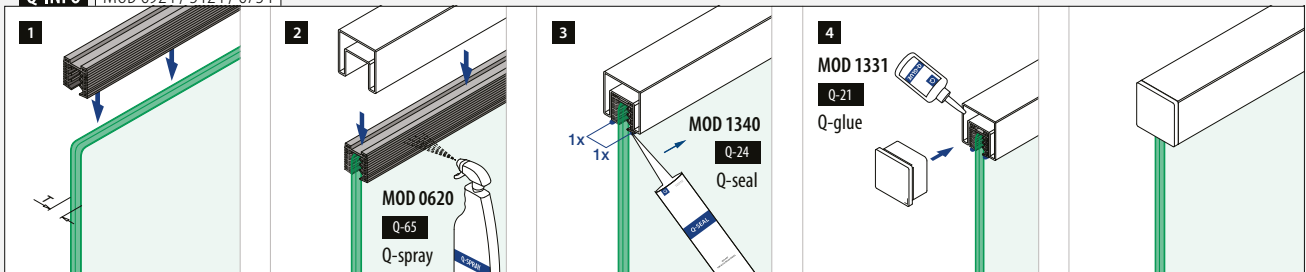
| | | |
|-------------------|---------------|----------|
| 205124-250-08 | 8,76 - 10,76 | L = 25 m |
| 205124-250-11 | 11,52 - 13,52 | L = 25 m |
| 205124-250-17 | 16,76 - 17,52 | L = 25 m |
| NEW 205124-250-92 | 20,76 - 21,52 | L = 25 m |

Q-INFO MOD 6924

PREFIX




Q-INFO MOD 6924 / 5124 / 6734



Forbinderer

Firkantet



MOD 6343

| | | | |
|----------------|---------|--------------------------|---|
| 304 | Børstet | | |
| INDOOR | | <input type="checkbox"/> | |
| 136343-040-12 | | 40 x 40 | 2 |
| 316 | Børstet | | |
| OUTDOOR | | | |
| 146343-040-12 | | 40 x 40 | 2 |




MOD 6794

| | | | |
|----------------|---------|--------------------------|---|
| 304 | Børstet | | |
| INDOOR | | <input type="checkbox"/> | |
| 136794-040-12 | | 40 x 40 | 2 |
| 316 | Børstet | | |
| OUTDOOR | | | |
| 146794-040-12 | | 40 x 40 | 2 |



Forbinderer

Justerbar Firkantet



MOD 6342

| | | | | |
|------------------|---------|--------------------------|----------|---|
| 304 | Børstet | | | |
| INDOOR | | <input type="checkbox"/> | H | |
| 136342-040-02-12 | | 40 x 40 | 30 | 2 |
| 316 | Børstet | | | |
| OUTDOOR | | | | |
| 146342-040-02-12 | | 40 x 40 | 30 | 2 |




MOD 6342

| | | | | |
|------------------|---------|--------------------------|----------|---|
| 304 | Børstet | | | |
| INDOOR | | <input type="checkbox"/> | H | |
| 136342-040-01-12 | | 40 x 40 | 30 | 2 |
| 316 | Børstet | | | |
| OUTDOOR | | | | |
| 146342-040-01-12 | | 40 x 40 | 30 | 2 |



Endekapper

Firkantet



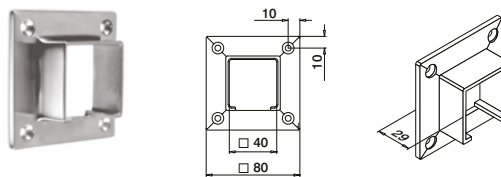
MOD 6734

| | | | |
|----------------|---------|--------------------------|---|
| 304 | Børstet | | |
| INDOOR | | <input type="checkbox"/> | |
| 136734-040-12 | | 40 x 40 | 2 |
| 316 | Børstet | | |
| OUTDOOR | | | |
| 146734-040-12 | | 40 x 40 | 2 |



Vægflange

Firkantet



MOD 6545

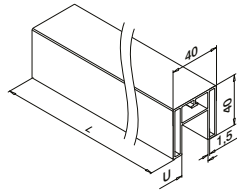

| | | | |
|----------------|---------|--------------------------|--------------|
| 304 | Børstet | | |
| INDOOR | | <input type="checkbox"/> | |
| 136545-040-12 | | 40 x 40 | QS-7 471 2 |
| 316 | Børstet | | |
| OUTDOOR | | | |
| 146545-040-12 | | 40 x 40 | QS-50 471 2 |



Glaslisterør/notrør

Glaslisterør

Firkantet



MOD 6924

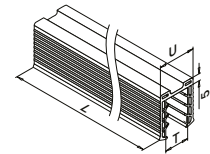

| Aluminium | Rå | U | <input type="checkbox"/> | |
|----------------------|---------------------|----|--------------------------|---------|
| 166924-040-50-00 | | 24 | 40 x 40 | L = 5 m |
| Aluminium | Børstet, anodiseret | | | |
| OUTDOOR | | | | |
| 166924-040-50-18 | | 24 | 40 x 40 | L = 5 m |
| Aluminium | Black Line | | | |
| OUTDOOR | | | | |
| NEW 166924-040-50-82 | | 24 | 40 x 40 | L = 5 m |



International Design Model Protection

Glaslisterør/notrør

Gummiindlæg



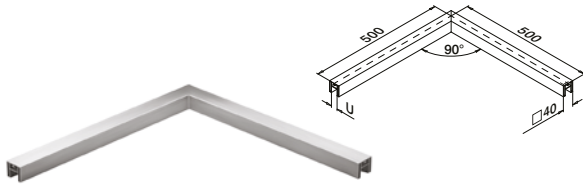
MOD 5124

| Tilbehør | | |
|--------------------|---------------|---------|
| U = 24 mm | | |
| Til hærdet glas | T | |
| 205124-050-08 | 8 - 10 | L = 5 m |
| 205124-050-11 | 12 | L = 5 m |
| 205124-050-15 | 15 | L = 5 m |
| 205124-050-19 | 19 | L = 5 m |
| Til lamineret glas | | |
| 205124-050-08 | 8,76 - 10,76 | L = 5 m |
| 205124-050-11 | 11,52 - 13,52 | L = 5 m |
| 205124-050-17 | 16,76 - 17,52 | L = 5 m |
| NEW 205124-050-92 | 20,76 - 21,52 | L = 5 m |

Glaslisterør/notrør

Hjørne

Firkantet



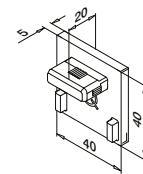
MOD 6324

| Aluminium | Børstet, anodiseret | U | <input type="checkbox"/> | |
|-------------------|---------------------|----|--------------------------|---|
| OUTDOOR | | | | |
| 166324-040-18 | | 24 | 40 x 40 x 1,5 | 1 |
| Aluminium | Black Line | | | |
| OUTDOOR | | | | |
| NEW 166324-040-82 | | 24 | 40 x 40 x 1,5 | 1 |

Glaslisterør/notrør

Endekapper

Firkantet



MOD 6734 - EASY HIT®

| Aluminium | Rå | <input type="checkbox"/> | |
|-------------------|---------------------|--------------------------|---|
| 166734-040-00 | | 40 x 40 | 2 |
| Aluminium | Børstet, anodiseret | | |
| OUTDOOR | | | |
| 166734-040-18 | | 40 x 40 | 2 |
| Aluminium | Black Line | | |
| OUTDOOR | | | |
| NEW 166734-040-82 | | 40 x 40 | 2 |

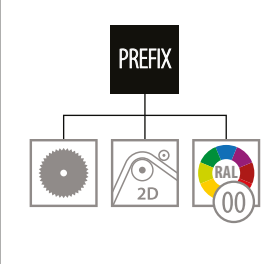


International Design Model Protection

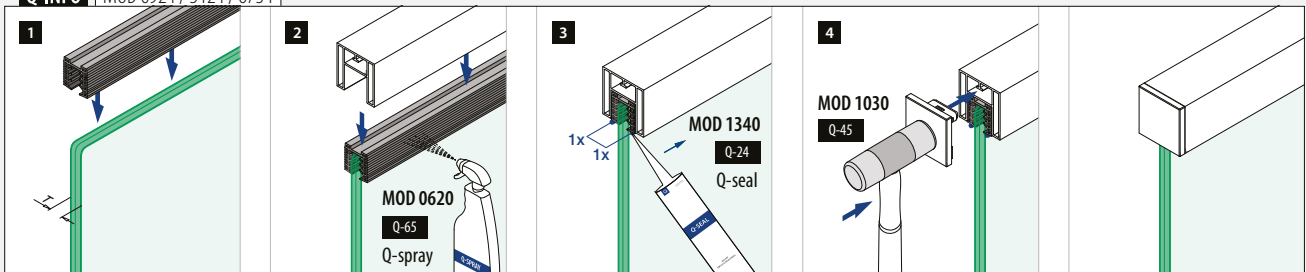
Q-INFO Aluminium



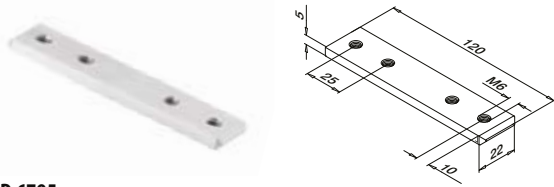
Q-INFO MOD 6924



Q-INFO MOD 6924 / 5124 / 6734



Forbinderer




MOD 6795

| | | | |
|------------------|--------|-----|---|
| Aluminium | Rå | | |
| 166795-339 | QS-261 | 472 | 2 |




MOD 6311

| | | | |
|------------------|--------|-----|---|
| Aluminium | Rå | | |
| 166311-339 | QS-261 | 472 | 2 |



MOD 6797

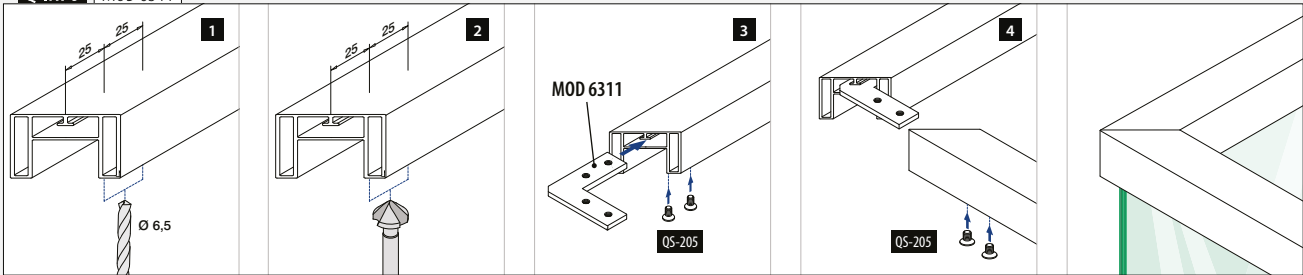
| | | | |
|------------------|--------|-----|---|
| Aluminium | Rå | | |
| 166797 | QS-261 | 472 | 2 |



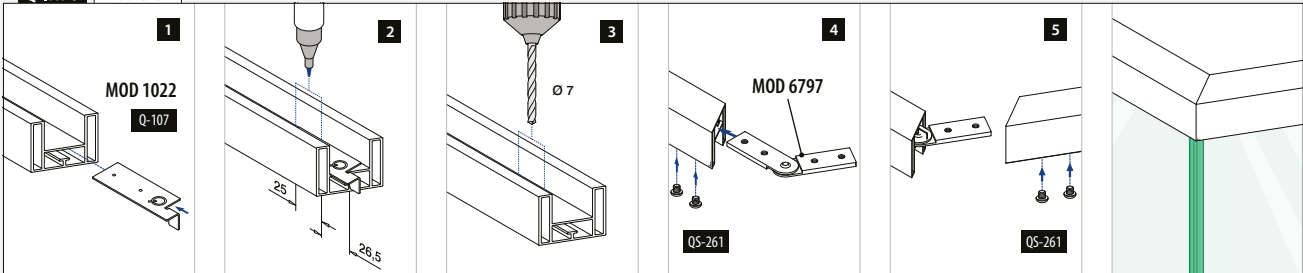
MOD 6798

| | | | |
|------------------|--------|-----|---|
| Aluminium | Rå | | |
| 166798 | QS-261 | 472 | 2 |

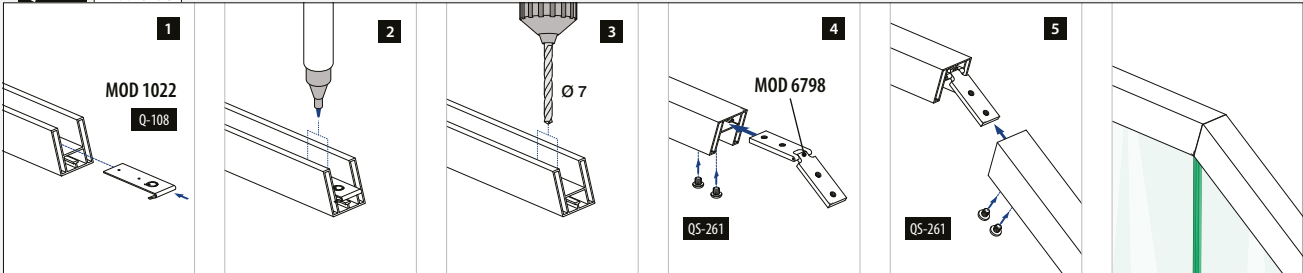
Q-INFO MOD 6311



Q-INFO MOD 6797



Q-INFO MOD 6798



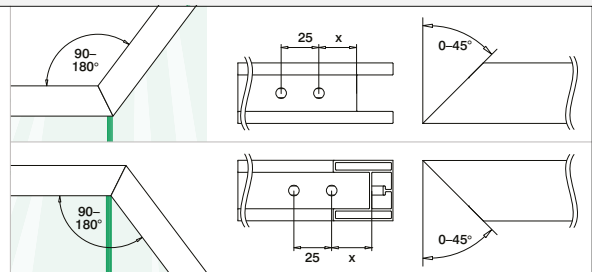
Q-INFO MOD 6798

Opadgående

| | | | | | | | | | | |
|---------------------|------|------|------|------|------|------|------|------|------|------|
| Skæring | 45° | 40° | 35° | 30° | 25° | 20° | 15° | 10° | 5° | 0° |
| Vinkel yderside | 90° | 100° | 110° | 120° | 130° | 140° | 150° | 160° | 170° | 180° |
| Distance til hjørne | 30,5 | 30,0 | 29,5 | 29,0 | 28,5 | 28,0 | 27,5 | 27,0 | 27,0 | 26,5 |

Nedadgående

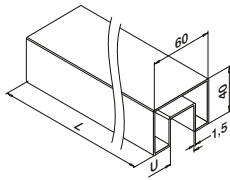
| | | | | | | | | | | |
|---------------------|------|------|------|------|------|------|------|------|------|------|
| Skæring | 0° | 5° | 10° | 15° | 20° | 25° | 30° | 35° | 40° | 45° |
| Vinkel inderside | 180° | 170° | 160° | 150° | 140° | 130° | 120° | 110° | 100° | 90° |
| Distance til hjørne | 26,5 | 26,5 | 26,0 | 26,0 | 25,5 | 25,5 | 25,0 | 24,5 | 24,5 | 24,0 |



Glaslisterør/notrør

Glaslisterør

Rektangulære



MOD 6924

304

Børstet

INDOOR

U



136924-640-50-12

24

60 x 40

L = 5 m

316

Børstet

OUTDOOR

146924-640-50-12

24

60 x 40

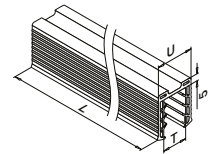

L = 5 m

PREFIX



Glaslisterør/notrør

Gummiindlæg



MOD 5124

Tilbehør

U = 24 mm

Til hærdet glas

T



205124-050-08

8 - 10

L = 5 m

205124-050-11

12

L = 5 m

205124-050-15

15

L = 5 m

205124-050-19

19

L = 5 m

205124-250-08

8 - 10

L = 25 m

205124-250-11

12

L = 25 m

205124-250-15

15

L = 25 m

205124-250-19

19

L = 25 m

Til lamineret glas

205124-050-08

8,76 - 10,76

L = 5 m

205124-050-11

11,52 - 13,52

L = 5 m

205124-050-17

16,76 - 17,52

L = 5 m

NEW

205124-050-92

20,76 - 21,52

L = 5 m

205124-250-08

8,76 - 10,76

L = 25 m

205124-250-11

11,52 - 13,52

L = 25 m

205124-250-17

16,76 - 17,52

L = 25 m

NEW

205124-250-92

20,76 - 21,52

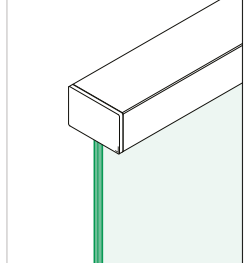
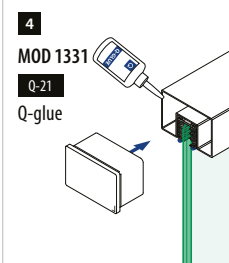
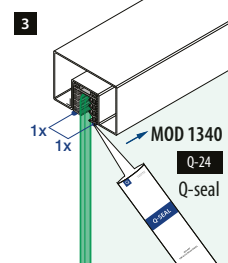
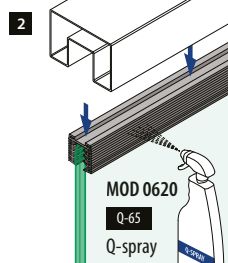
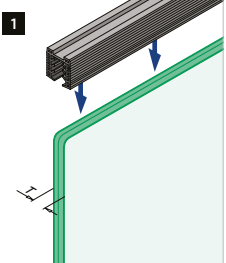
L = 25 m

Q-INFO MOD 6924

PREFIX

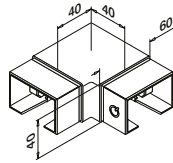


Q-INFO MOD 6924 / 5124 / 6734



Forbinderer

Rektangulære



MOD 6343

304 Børstet

INDOOR

For



SELL OUT

136343-640-12

60 x 40

2

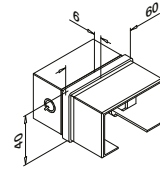
316 Børstet

OUTDOOR

146343-640-12

60 x 40

2



MOD 6794

304 Børstet

INDOOR

For



SELL OUT

136794-640-12

60 x 40

2

316 Børstet

OUTDOOR

146794-640-12

60 x 40

2



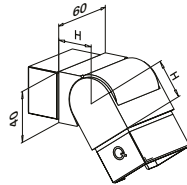
Forbinderer

Justerbar

Rektangulære



25–55°
Nedad



MOD 6342

304 Børstet

INDOOR

For

H



SELL OUT

136342-640-02-12

60 x 40

30

2

316 Børstet

OUTDOOR

146342-640-02-12

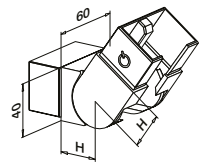
60 x 40

30

2



25–55°
Opad



MOD 6342

304 Børstet

INDOOR

For

H



SELL OUT

136342-640-01-12

60 x 40

30

2

316 Børstet

OUTDOOR

146342-640-01-12

60 x 40

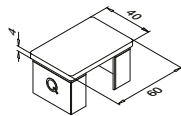
30

2



Endekapper

Rektangulære



MOD 6734

304 Børstet

INDOOR

For



SELL OUT

136734-640-12

60 x 40

2

316 Børstet

OUTDOOR

146734-640-12

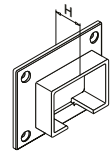
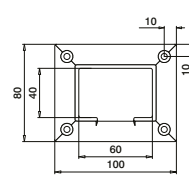
60 x 40

2



Vægflange

Rektangulære



MOD 6545

304 Børstet

INDOOR

For

H



SELL OUT

136545-640-12

60 x 40

29

QS-7 471

2

316 Børstet

OUTDOOR

146545-640-12

60 x 40

29

QS-50 471

2

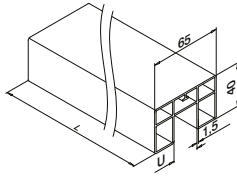
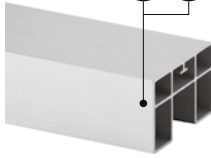


Glaslisterør/notrør

Glaslisterør

Rektangulære

166924-654-50-00 00 08



MOD 6924

Aluminium Rå

| | U | | |
|------------------|----|---------|---------|
| 166924-654-50-00 | 24 | 65 x 40 | L = 5 m |

Aluminium Mat sølveffekt

| | U | | |
|------------------|----|---------|---------|
| 166924-654-50-08 | 24 | 65 x 40 | L = 5 m |

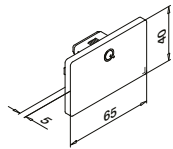


International Design Model Protection

Glaslisterør/notrør

Endekapper

Rektangulære



MOD 6734 - EASY HIT®

Aluminium Rå

| | For | | |
|---------------|---------|--|---|
| 166734-654-00 | 65 x 40 | | 2 |

Aluminium Mat sølveffekt

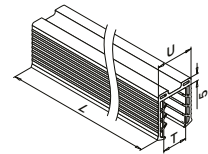

| | For | | |
|---------------|---------|--|---|
| 166734-654-08 | 65 x 40 | | 2 |



International Design Model Protection

Glaslisterør/notrør

Gummiindlæg



MOD 5124

Tilbehør

U = 24 mm

| Til hærdet glas | T | |
|-----------------|--------|---------|
| 205124-050-08 | 8 - 10 | L = 5 m |
| 205124-050-11 | 12 | L = 5 m |
| 205124-050-15 | 15 | L = 5 m |
| 205124-050-19 | 19 | L = 5 m |

Til lamineret glas

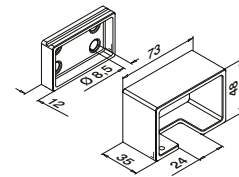

| | | |
|---------------|---------------|---------|
| 205124-050-08 | 8,76 - 10,76 | L = 5 m |
| 205124-050-11 | 11,52 - 13,52 | L = 5 m |
| 205124-050-17 | 16,76 - 17,52 | L = 5 m |
| 205124-050-92 | 20,76 - 21,52 | L = 5 m |

NEW

Glaslisterør/notrør

Vægflange

Rektangulære



MOD 6545

Aluminium Rå

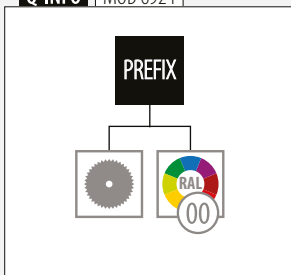
| | For | | |
|---------------|---------|-----------------------|---|
| 166545-654-00 | 65 x 40 | QS-55 470 / QS-20 472 | 2 |



International Design Model Protection

SELL OUT Kun så længe lager haves.

Q-INFO MOD 6924



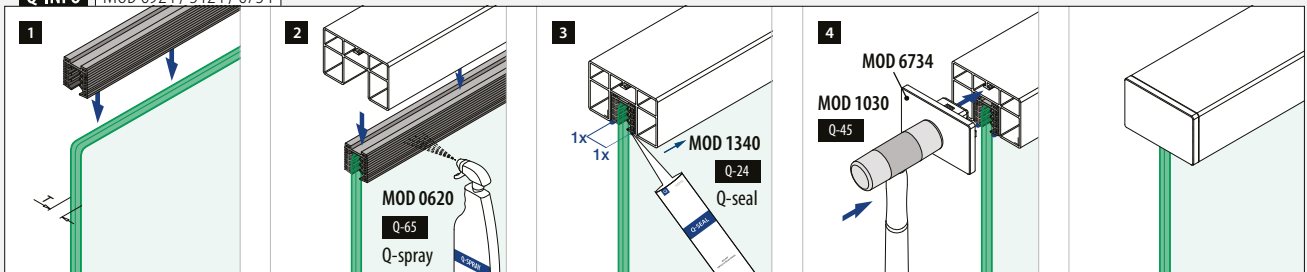
Q-INFO Aluminium



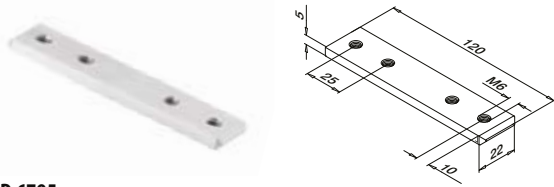
Q-INFO MOD 6924



Q-INFO MOD 6924 / 5124 / 6734



Forbinderer




MOD 6795

| | | | |
|------------------|--------|-----|---|
| Aluminium | Rå | | |
| 166795-339 | QS-261 | 472 | 2 |




MOD 6311

| | | | |
|------------------|--------|-----|---|
| Aluminium | Rå | | |
| 166311-339 | QS-261 | 472 | 2 |



MOD 6797

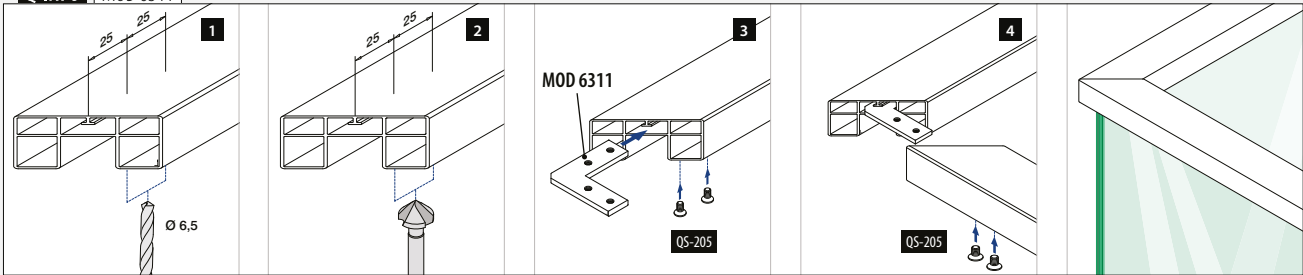
| | | | |
|------------------|--------|-----|---|
| Aluminium | Rå | | |
| 166797 | QS-261 | 472 | 2 |



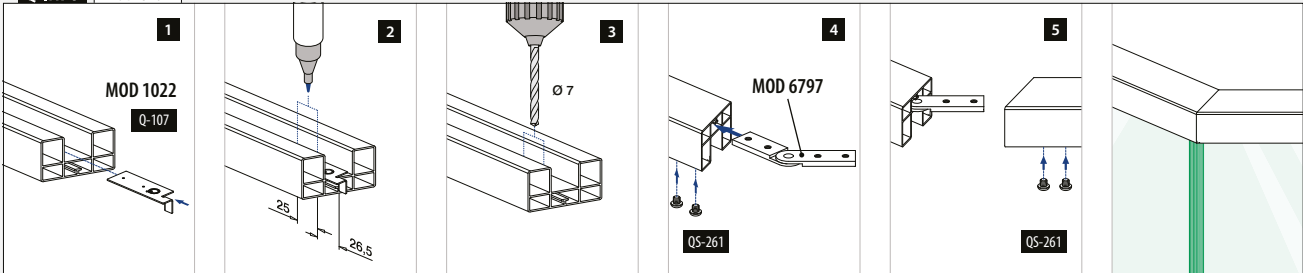
MOD 6798

| | | | |
|------------------|--------|-----|---|
| Aluminium | Rå | | |
| 166798 | QS-261 | 472 | 2 |

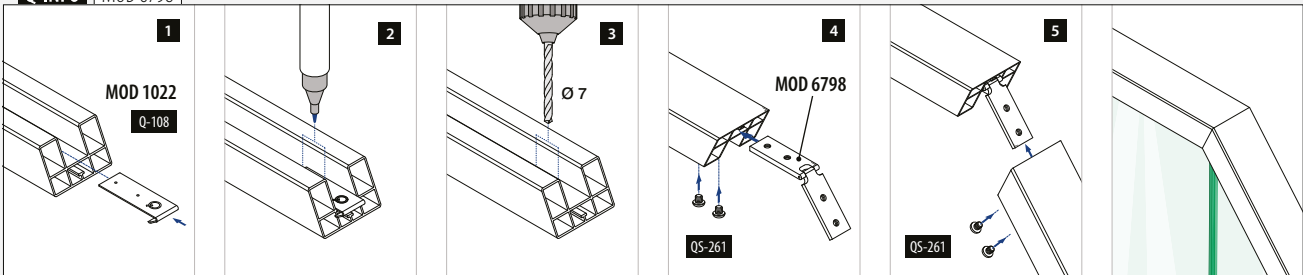
Q-INFO MOD 6311



Q-INFO MOD 6797



Q-INFO MOD 6798



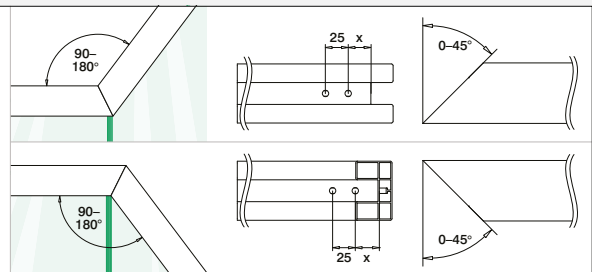
Q-INFO MOD 6798

Opadgående

| | | | | | | | | | | |
|---------------------|------|------|------|------|------|------|------|------|------|------|
| Skæring | 45° | 40° | 35° | 30° | 25° | 20° | 15° | 10° | 5° | 0° |
| Vinkel yderside | 90° | 100° | 110° | 120° | 130° | 140° | 150° | 160° | 170° | 180° |
| Distance til hjørne | 30,5 | 30,0 | 29,5 | 29,0 | 28,5 | 28,0 | 27,5 | 27,0 | 27,0 | 26,5 |

Nedadgående

| | | | | | | | | | | |
|---------------------|------|------|------|------|------|------|------|------|------|------|
| Skæring | 0° | 5° | 10° | 15° | 20° | 25° | 30° | 35° | 40° | 45° |
| Vinkel inderside | 180° | 170° | 160° | 150° | 140° | 130° | 120° | 110° | 100° | 90° |
| Distance til hjørne | 26,5 | 26,5 | 26,0 | 26,0 | 25,5 | 25,5 | 25,0 | 24,5 | 24,5 | 24,0 |

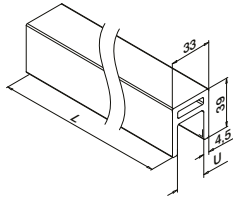
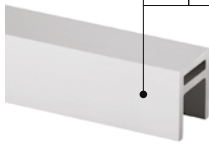


U-profil / notrør

U-profiler

HYBRID 33x39

166911-339-50-00 08 18 82



MOD 6911

Aluminium Rå

| | | |
|------------------|----------|---------|
| | U | |
| 166911-339-50-00 | 24 | L = 5 m |

Aluminium Mat sølveffekt

| | | |
|------------------|----------------|---------|
| | OUTDOOR | |
| 166911-339-50-08 | 24 | L = 5 m |

Aluminium Børstet, anodiseret

| | | |
|------------------|----------------|---------|
| | OUTDOOR | |
| 166911-339-50-18 | 24 | L = 5 m |

Aluminium Black Line

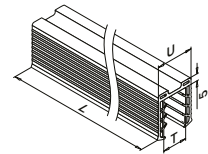

| | | |
|------------------|----------------|---------|
| | OUTDOOR | |
| 166911-339-50-82 | 24 | L = 5 m |



International Design Model Protection

U-profil / notrør

Gummiindlæg



MOD 5124

Tilbehør

| | | |
|-----------------|------------------|---------|
| | U = 24 mm | |
| Til hærdet glas | T | |
| 205124-050-08 | 8 - 10 | L = 5 m |

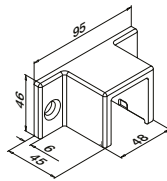
Til lamineret glas

| | | |
|---------------|---------------|---------|
| 205124-050-08 | 8,76 - 10,76 | L = 5 m |
| 205124-050-11 | 11,52 - 13,52 | L = 5 m |

U-profil / notrør

Vægflange

HYBRID 33x39



MOD 6515

316 Børstet

| | | | |
|---------------|----------------|--|---|
| | OUTDOOR | | |
| 146515-339-12 | QS-214 468 | | 2 |

316 Black Line

| | | | |
|---------------|----------------|--|---|
| | OUTDOOR | | |
| 146515-339-82 | QS-214 468 | | 2 |



Q-INFO Aluminium

| | | | |
|----|----------------|---------------------|-------------------------------|
| | | | |
| Rå | Mat sølveffekt | Børstet, anodiseret | Sort, mat, struktur overflade |

Q-INFO 316

| | |
|---------|-------------------------------|
| | |
| Børstet | Sort, mat, struktur overflade |

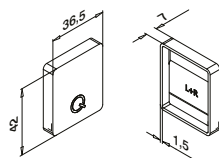
Q-INFO MOD 6911

PREFIX

Q-INFO



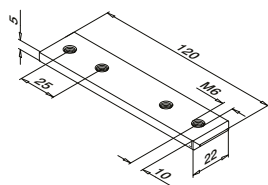
Venstre / højre



MOD 6913

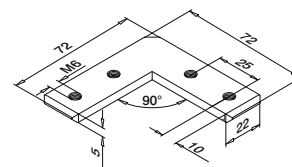
| | | |
|------------------|---------------------|---|
| Aluminium | Rå | |
| 166913-339-00 | | 2 |
| Aluminium | Mat sølveffekt | |
| OUTDOOR | | |
| SELL OUT | 166913-339-08 | 2 |
| Aluminium | Børstet, anodiseret | |
| OUTDOOR | | |
| NEW | 166913-339-18 | 2 |
| Aluminium | Black Line | |
| OUTDOOR | | |
| NEW | 166913-339-82 | 2 |

Forbinderer



MOD 6795

| | | |
|------------------|------------|---|
| Aluminium | Rå | |
| 166795-339 | QS-261 472 | 2 |

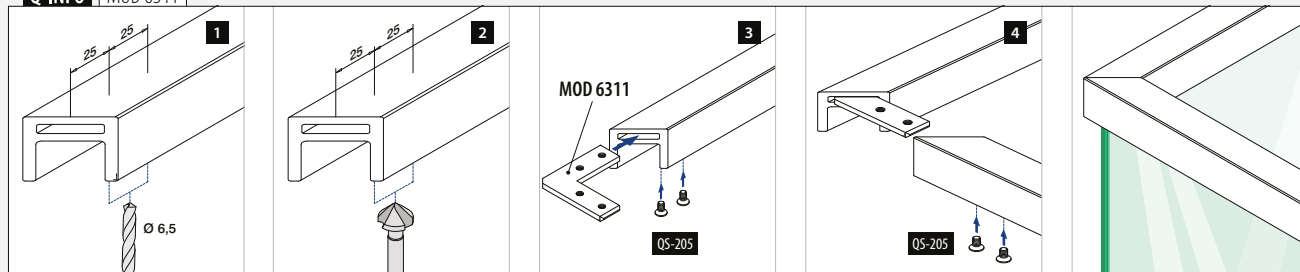


MOD 6311

| | | |
|------------------|------------|---|
| Aluminium | Rå | |
| 166311-339 | QS-261 472 | 2 |

SELL OUT Kun så længe lager haves.

Q-INFO MOD 6311





2

FRANSKE BALKON- SYSTEMER

| | |
|---------------------------|-----------|
| Easy Glass® View | 190 - 197 |
| Easy Glass® MOD 6507-6508 | 198 - 209 |
| Med glasklemmer | 210 - 211 |
| Med glasadaptere | 212 - 217 |
| Brystværn | 218 - 231 |



EASY GLASS® MOD 6507 / 6508

198



MED GLAS- ADAPTERE

212

MED GLAS- KLEMMER

210

BRYSTVÆRN

218



ALSIDIG OG NÆSTEN USYNLIG

Gulv-til-loft-vinduer er ekstremt populære i både bolig- og kontorbygninger, da rummene nyder godt af maksimalt dagslys. Sådanne vinduer skal dog have en fransk balkon, der giver tilstrækkelig faldsikring.

Vi tilbyder to systemer, der er specielt udviklet til dette formål. Den første er Easy Glass® View, som ikke kun kan monteres på facaden, men også i karmen eller på vinduesrammen. Det andet franske balkonsystem er Easy Glass® MOD 6507-6508, hvor man kan vælge mellem enten runde eller kantede vægflanger og glaslisterør.

Men der er også andre løsninger, der kan bruges til at skabe franske balkoner med glas. Q-railing glasklemmer og glasadaptere er velegnede til denne anvendelse. Desuden er brystværn en effektiv måde at sikre større vinduer. Vælg runde eller kantede elementer til disse alternative løsninger for at skabe lige netop den effekt, du ønsker.



EASY GLASS®
VIEW

190



Q-railing



Designet til: Let og middel belastning
Brug: Indendørs og udendørs
Varianter: Vægmontering (facade, vinduesramme, vinduesåbning)
Anvendelse: Franske balkoner
Materiale: Aluminium (børstet anodiseret, rå og pulverlakeret)
Glastykkelse: 12 til 21,52 mm

Find alle oplysninger om
Easy Glass View online:



[https://q-ne.ws/
View23](https://q-ne.ws/View23)

EASY GLASS® VIEW



Minimalistiske franske balkoner for maksimal sikkerhed

Du kan montere den næsten usynlige Easy Glass® View franske balkon enten på facaden, i vinduesåbningen eller direkte på vinduesrammen. De slanke aluminiumsprofiler kan også pulverlakeres, så de matcher farven på vinduesrammerne eller facaden.


| Easy Glass® View | DK |
|------------------------------|-----|
| Max. linje belastning (kN/m) | 1,0 |
| Max. bredde (meter) | 3,0 |

Vær opmærksom på specifikationerne for montering og glas dimensioner, samt glastyper i hvert certifikat.

Internationalt testet/beregnet/certificeret:



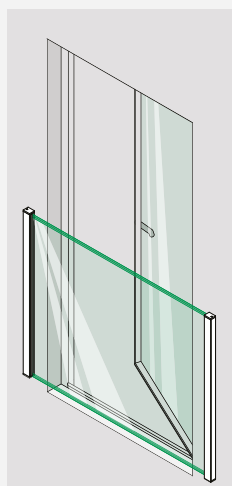
- 1 Opret en næsten usynlig fransk balkon med Easy Glass View takket være de ekstremt slanke profiler og skjulte samlingspunkter.
- 2 Vælg mellem en række monteringsmuligheder, herunder facademontage, mellem karme og på den vinduesramme.



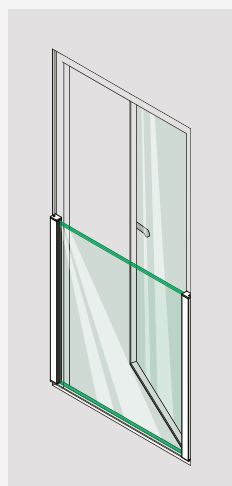
EASY GLASS® VIEW - VARIANTER

- Monteret med ankre eller skruer (afhængig af overflade)
- Montering mellem åbninger kan udføres indefra
- Profiler og glaslisterør kan pulverlakeres

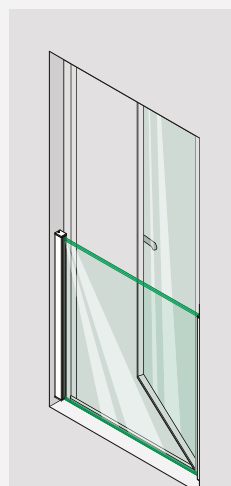
Montering af facade



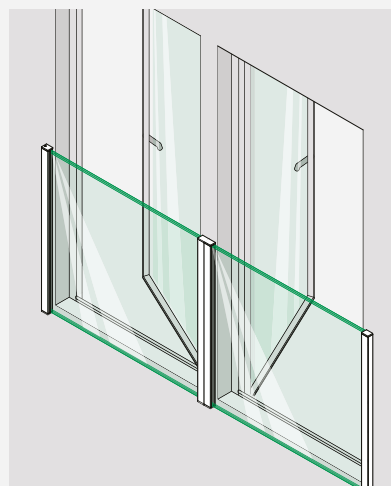
Ramme montering



Montering i muren omkring vinduet



Montering med midterprofil

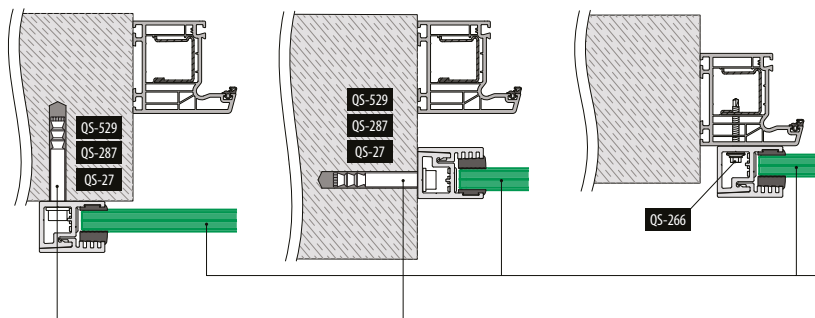


Easy Glass® View

Montering af facade

Montering i muren omkring vinduet

Ramme montering

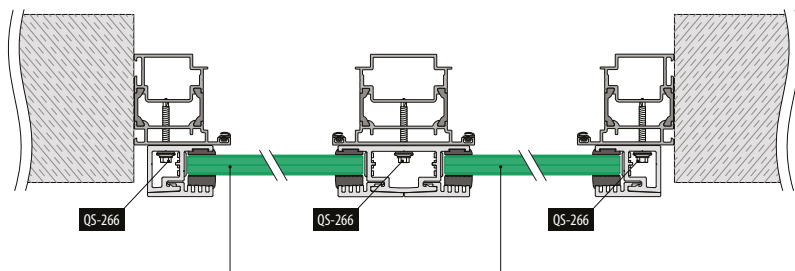


Der henvises til de respektive certifikater og statiske beregninger til specifikationer såsom monteringsdetaljer, glasmål og glastyper.

Hærdet/lamineret glas: ■160 - 161

Alle ankre: ■457 - 463

Montering med midterprofil



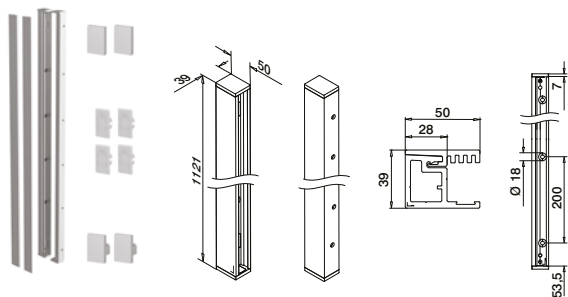
Hærdet/lamineret glas: ■160 - 161

Vægprofilsæt

Forboret

Inkluderet: 2 profiler til en højde af 1100 mm glas, 4 dækknapper og 4 endekapper

Montering i muren omkring vinduet



MOD 6839

Aluminium Rå

166839-011-02-00 ■ 457 - 463 L = 2x 1,1 m

Aluminium Børstet, anodiseret

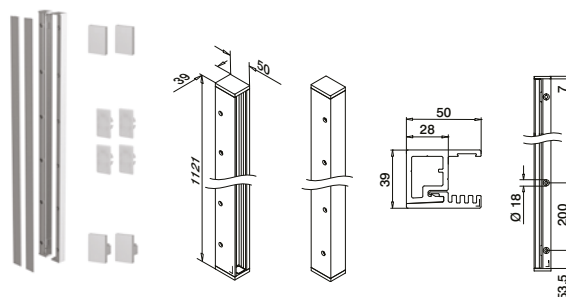
OUTDOOR

166839-011-02-18 ■ 457 - 463 L = 2x 1,1 m



Inkluderet: 2 profiler til en højde af 1100 mm glas, 4 dækknapper og 4 endekapper

Montering af facade / ramme montering



MOD 6839

Aluminium Rå

166839-011-01-00 ■ 457 - 463 L = 2x 1,1 m

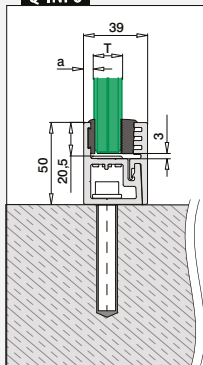
Aluminium Børstet, anodiseret

OUTDOOR

166839-011-01-18 ■ 457 - 463 L = 2x 1,1 m

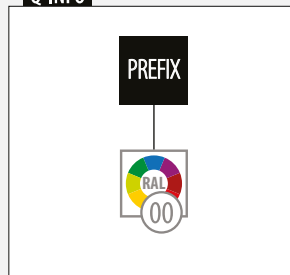


Q-INFO



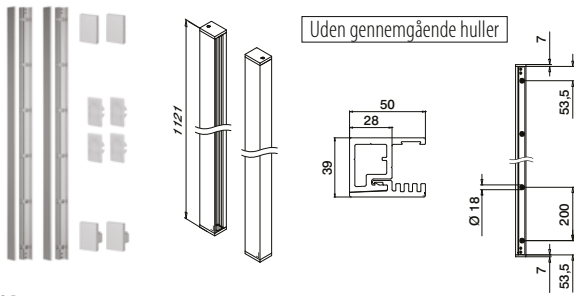
| Til hærdet glas | | T | a |
|--------------------|--|-------|------|
| 20683x-xxx-12 | | 12 | 10,5 |
| 20683x-xxx-15 | | 15 | 10,5 |
| 20683x-xxx-19 | | 19 | 6,5 |
| Til lamineret glas | | T | a |
| 20683x-xxx-13 | | 12,76 | 10,5 |
| 20683x-xxx-14 | | 13,52 | 10,5 |
| 20683x-xxx-17 | | 16,76 | 6,5 |
| 20683x-xxx-18 | | 17,52 | 6,5 |
| 20683x-xxx-21 | | 20,76 | 6,5 |
| 20683x-xxx-22 | | 21,52 | 6,5 |

Q-INFO





Vægprofilsæt

Inkluderet: 2 profiler til en højde af 1100 mm glas, 4 dækknapper og 4 endekapper



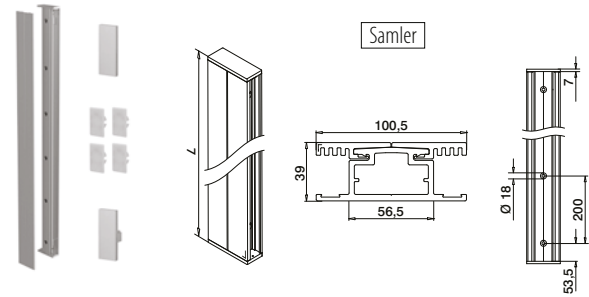
MOD 6839

| | | | |
|------------------|----------------------|---|---|
| Aluminium | Rå |  |  |
| 166839-011-00-00 | 457 - 463 | L = 2x 1,1 m | |
| Aluminium | Børstet, anodiseret | | |
| OUTDOOR | | | |
| 166839-011-00-18 | 457 - 463 | L = 2x 1,1 m | |
| Aluminium | Antracitgrå RAL 7016 | | |
| OUTDOOR | | | |
| NEW | 166839-011-00-33 | 457 - 463 | L = 2x 1,1 m |
| Aluminium | Black Line | | |
| OUTDOOR | | | |
| NEW | 166839-011-00-82 | 457 - 463 | L = 2x 1,1 m |





International Design Model Protection

Inkluderet: 1 profil til en højde af 1100 mm glas, 4 dækknapper og 2 endekapper



MOD 6849

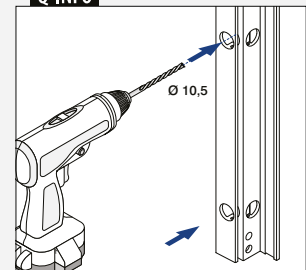
| | | | |
|------------------|----------------------|---|---|
| Aluminium | Rå |  |  |
| 166849-011-00-00 | 457 - 463 | L = 1,1 m | |
| Aluminium | Børstet, anodiseret | | |
| OUTDOOR | | | |
| 166849-011-00-18 | 457 - 463 | L = 1,1 m | |
| Aluminium | Antracitgrå RAL 7016 | | |
| OUTDOOR | | | |
| 166849-011-00-33 | 457 - 463 | L = 1,1 m | |
| Aluminium | Black Line | | |
| OUTDOOR | | | |
| 166849-011-00-82 | 457 - 463 | L = 1,1 m | |



Q-INFO Aluminium

| | | | |
|---|---|---|---|
| 00 | 18 | 33 RAL 7016 | 82 RAL 9005 |
|  |  |  |  |
| Rå | Børstet, anodiseret | Antracitgrå, mat, struktureret overflade | Sort, mat, struktureret overflade |
| | | | Pulverlakeret |


Q-INFO





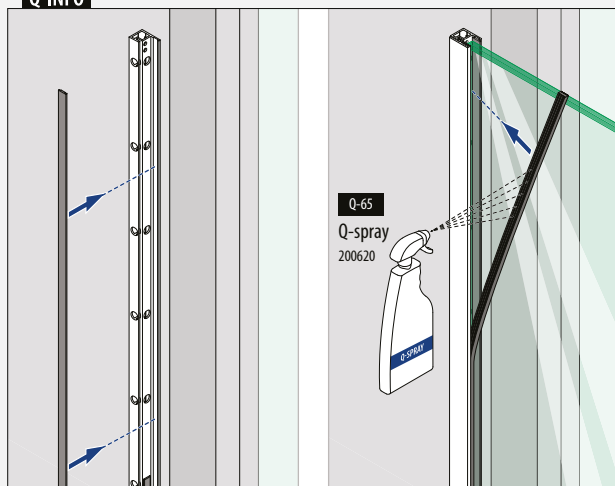
Passer til
MOD 6839 og MOD 6849

**MOD 6831****Tilbehør**

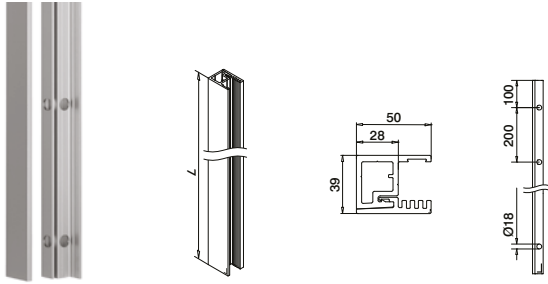
| Til hærdet glas | T |  |
|-----------------|----|---|
| 206831-211-12 | 12 | L = 2x 1,1 m |
| 206831-211-15 | 15 | L = 2x 1,1 m |
| 206831-211-19 | 19 | L = 2x 1,1 m |

Til lamineret glas

| | | |
|---------------|-------|--------------|
| 206831-211-13 | 12,76 | L = 2x 1,1 m |
| 206831-211-14 | 13,52 | L = 2x 1,1 m |
| 206831-211-17 | 16,76 | L = 2x 1,1 m |
| 206831-211-18 | 17,52 | L = 2x 1,1 m |
| 206831-211-21 | 20,76 | L = 2x 1,1 m |
| 206831-211-22 | 21,52 | L = 2x 1,1 m |

NEW**Q-INFO**

Uden gennemgående huller



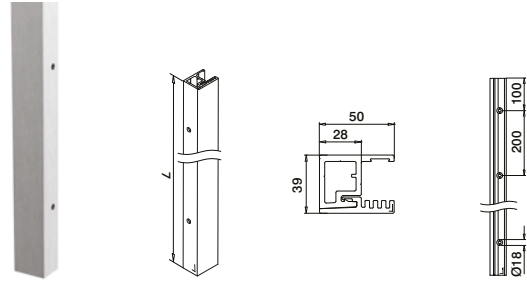
MOD 6830

| | | |
|--------------------------------------|-----------|---------|
| Aluminium Rå | | |
| 166830-050-00-00 | 457 - 463 | L = 5 m |
| Aluminium Børstet, anodiseret | | |
| OUTDOOR | | |
| 166830-050-00-18 | 457 - 463 | L = 5 m |



International Design
Model Protection

Montering i muren omkring vinduet

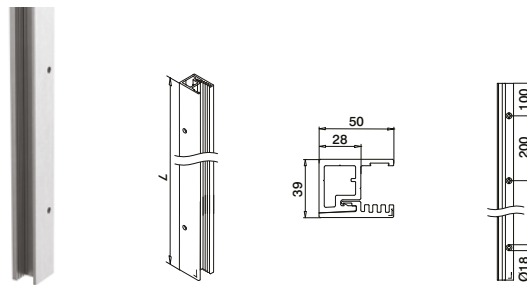


MOD 6830

| | | |
|--------------------------------------|-----------|---------|
| Aluminium Rå | | |
| 166830-050-02-00 | 457 - 463 | L = 5 m |
| Aluminium Børstet, anodiseret | | |
| OUTDOOR | | |
| 166830-050-02-18 | 457 - 463 | L = 5 m |



Montering af facade / ramme montering

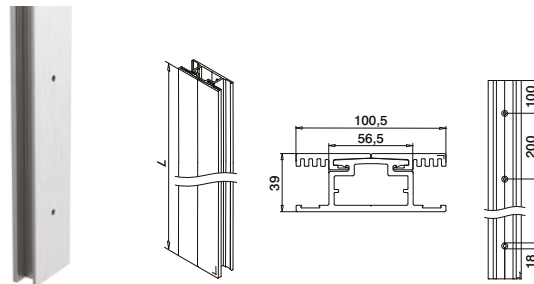


MOD 6830

| | | |
|--------------------------------------|-----------|---------|
| Aluminium Rå | | |
| 166830-050-01-00 | 457 - 463 | L = 5 m |
| Aluminium Børstet, anodiseret | | |
| OUTDOOR | | |
| 166830-050-01-18 | 457 - 463 | L = 5 m |



Samler

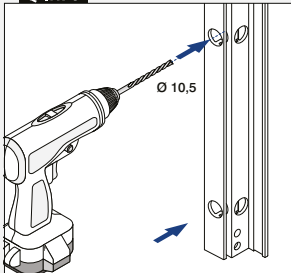


MOD 6840

| | | |
|--------------------------------------|-----------|---------|
| Aluminium Rå | | |
| 166840-050-00-00 | 457 - 463 | L = 5 m |
| Aluminium Børstet, anodiseret | | |
| OUTDOOR | | |
| 166840-050-00-18 | 457 - 463 | L = 5 m |



Q-INFO

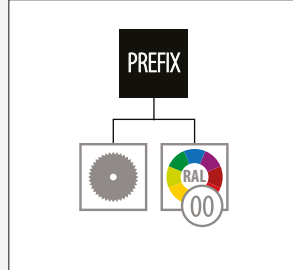


Q-INFO

Aluminium

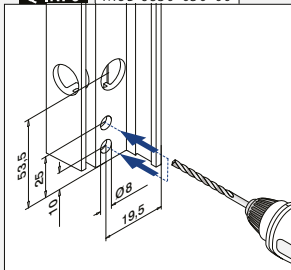


Q-INFO



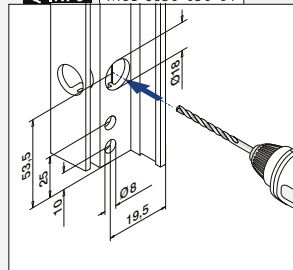
Q-INFO

MOD 6830-050-00




Q-INFO


MOD 6830-050-01





Passer til
MOD 6839 og MOD 6849

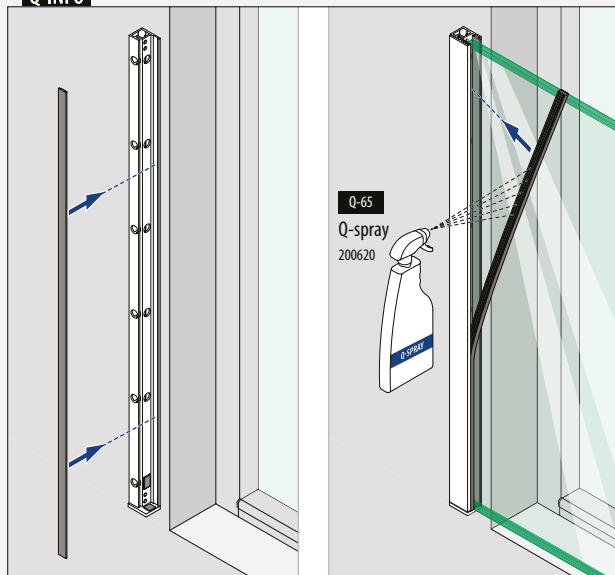
**MOD 6831****Tilbehør**

| Til hærdet glas | T |  |
|-----------------|----|---|
| 206831-050-12 | 12 | L = 5 m |
| 206831-050-15 | 15 | L = 5 m |
| 206831-050-19 | 19 | L = 5 m |

Til lamineret glas

| | | |
|---------------|-------|---------|
| 206831-050-13 | 12,76 | L = 5 m |
| 206831-050-14 | 13,52 | L = 5 m |
| 206831-050-17 | 16,76 | L = 5 m |
| 206831-050-18 | 17,52 | L = 5 m |
| 206831-050-21 | 20,76 | L = 5 m |
| 206831-050-22 | 21,52 | L = 5 m |

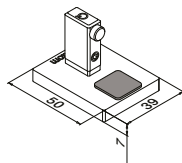
NEW

Q-INFO

Endekapper til MOD 6830 / 6839



Bund
Med sikkerhedslås



MOD 6832

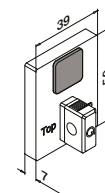
| | | |
|------------------|---------------------|---|
| Aluminium | Rå | |
| 166832-01-00 | | 2 |
| Aluminium | Børstet, anodiseret | |
| OUTDOOR | | |
| 166832-01-18 | | 2 |



International Design Model Protection



Top



MOD 6832 - EASY HIT®

| | | |
|------------------|---------------------|---|
| Aluminium | Rå | |
| 166832-02-00 | | 2 |
| Aluminium | Børstet, anodiseret | |
| OUTDOOR | | |
| 166832-02-18 | | 2 |

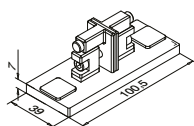


International Design Model Protection

Endekapper til MOD 6840 / 6849



Bund
Samler



MOD 6842

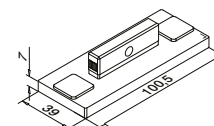
| | | |
|------------------|---------------------|---|
| Aluminium | Rå | |
| 166842-01-00 | | 2 |
| Aluminium | Børstet, anodiseret | |
| OUTDOOR | | |
| 166842-01-18 | | 2 |



International Design Model Protection



Top
Samler




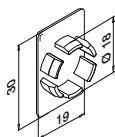
MOD 6842 - EASY HIT®

| | | |
|------------------|---------------------|---|
| Aluminium | Rå | |
| 166842-02-00 | | 2 |
| Aluminium | Børstet, anodiseret | |
| OUTDOOR | | |
| 166842-02-18 | | 2 |



International Design Model Protection


Dæknapper



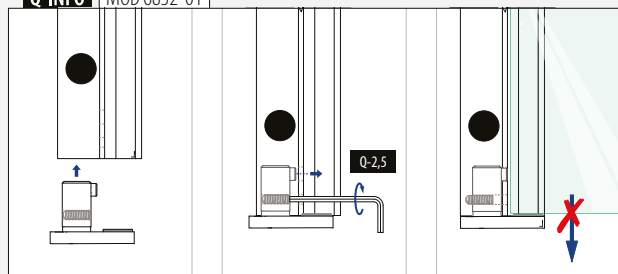
MOD 6838

| | | |
|----------------|------------------------|---|
| Plastik | Aluminiumsgrå RAL 9006 | |
| OUTDOOR | | |
| 156838-36 | | 4 |

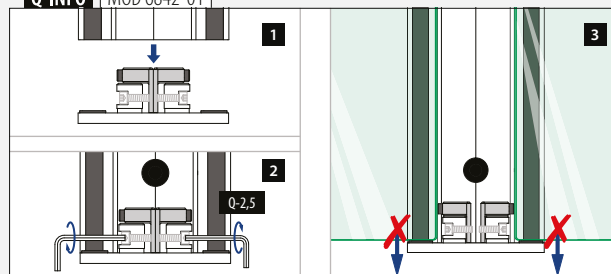
Q-INFO Aluminium



Q-INFO MOD 6832-01



Q-INFO MOD 6842-01





Designet til: Let og middel belastning
Brug: Indendørs og udendørs
Varianter: Vægmontering (facade)
Anvendelse: Franske balkoner
Materiale: Aluminium (børstet anodiseret og rå), rustfrit stål 316 (børstet)
Glastykkelse: 8 til 21,52 mm

Find alle oplysninger om
Easy Glass MOD 6507-6508
online:



<https://q-ne.ws/6507-6508-23>

EASY GLASS® MOD 6507-6508

Elegante fransk balkoner med mange muligheder

De franske balkoner Easy Glass® MOD 6507-6508 er minimalistiske, men giver sikker beskyttelse mod fald ved gulv-til-loft-vinduer. Glasudfyldningen monteres nemt på facaden ved hjælp af vægflanger og glaslisterør. Vælg mellem runde eller kantede gelænderkomponenter.


| | |
|----------------------------------|-----------|
| Easy Glass® MOD 6507-6508 | DK |
| Max. linje belastning (kN/m) | 1,0 |

Vær opmærksom på specifikationerne for montering og glas dimensioner, samt glastyper i hvert certifikat.

Internationalt testet/beregnet/certificeret:



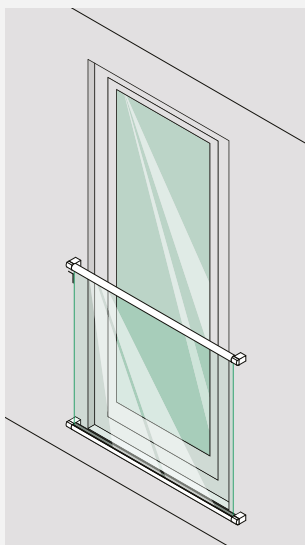
- 1 Monter glaslisterørene på facaden enten vandret eller lodret.
- 2 Easy Glass MOD 6507-6508 er en stilfuld tilføjelse til enhver facade.



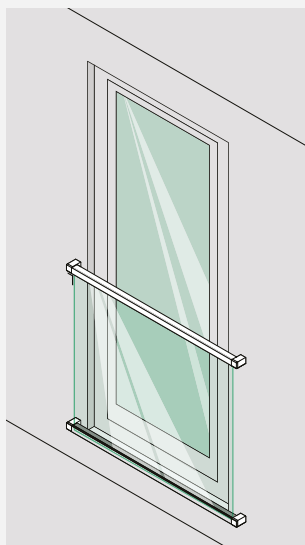
EASY GLASS® MOD 6507-6508 - VARIANTER

- Vægmonteret med kemisk forankring
- Både horisontal og vertikal montering

Montering af facade
rundt



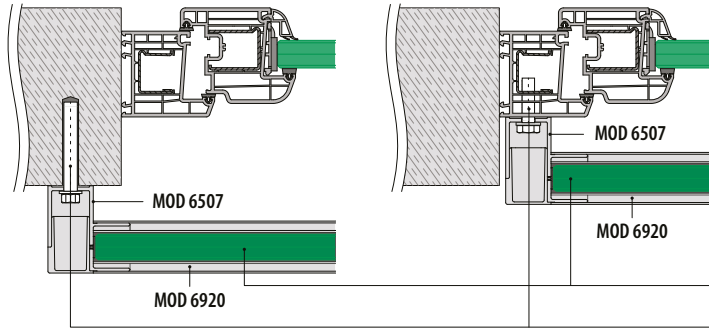
Montering af facade
firkantet



Easy Glass® MOD 6507

Montering af facade

Ramme montering

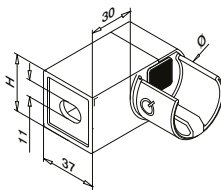


Der henvises til de respektive certifikater og statiske beregninger til specifikationer såsom monteringsdetaljer, glasmål og glastyper.

Hærdet/lamineret glas: ■160 - 161

Alle ankre: ■457 - 463

Vægflange

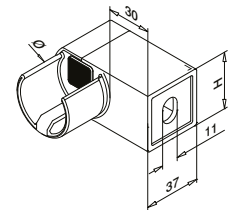


MOD 6507

| | | | | | |
|------------------------|--------------|----------|------------|---|--|
| 316 | Børstet | | | | |
| OUTDOOR | For Ø | H | | | |
| SELL OUT 146507-042-01 | 42,4 | 37 | ■457 - 463 | 2 | |



International Design Model Protection



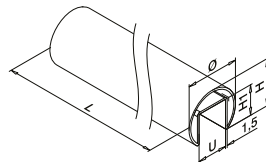
MOD 6507

| | | | | | |
|------------------------|--------------|----------|------------|---|--|
| 316 | Børstet | | | | |
| OUTDOOR | For Ø | H | | | |
| SELL OUT 146507-042-02 | 42,4 | 37 | ■457 - 463 | 2 | |



International Design Model Protection

Glaslisterør

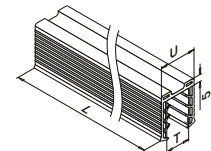



MOD 6920

| | | | | | |
|------------------|----------|----------|----------|-----------|---------|
| 316 | Børstet | | | | |
| OUTDOOR | U | Ø | H | H1 | |
| 146920-042-50-12 | 24 | 42,4 | 37 | 24 | L = 5 m |



Gummiindlæg



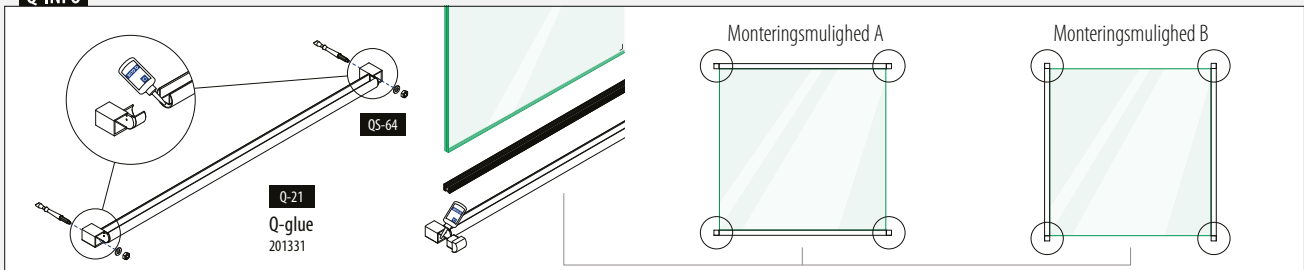
MOD 5124

| | | |
|------------------------|----------|---------|
| Tilbehør | | |
| U = 24 mm | | |
| Til hærdet glas | T | |
| 205124-050-08 | 8 - 10 | L = 5 m |
| 205124-050-11 | 12 | L = 5 m |
| 205124-050-15 | 15 | L = 5 m |
| 205124-050-19 | 19 | L = 5 m |

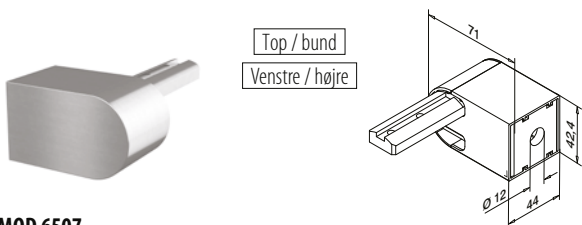
Til lamineret glas

| | | |
|--------------------------|---------------|---------|
| 205124-050-08 | 8,76 - 10,76 | L = 5 m |
| 205124-050-11 | 11,52 - 13,52 | L = 5 m |
| 205124-050-17 | 16,76 - 17,52 | L = 5 m |
| NEW 205124-050-92 | 20,76 - 21,52 | L = 5 m |

Q-INFO



Vægflange

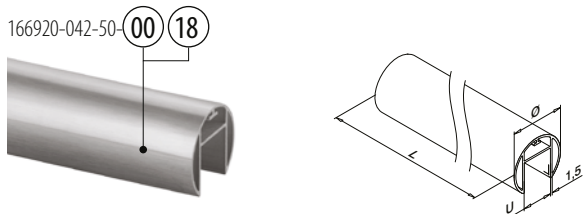


MOD 6507

| | | | | |
|------------------|---------------------|------|-----------|---|
| Aluminium | Rå | Ø | | |
| 166507-042-00-00 | 42,4 | Ø 12 | 457 - 463 | 2 |
| Aluminium | Børstet, anodiseret | | | |
| OUTDOOR | | | | |
| 166507-042-00-18 | 42,4 | Ø 12 | 457 - 463 | 2 |

NEW

Glaslisterør



MOD 6920

| | | | | |
|------------------|---------------------|----|------|---------|
| Aluminium | Rå | U | Ø | |
| 166920-042-50-00 | 00 | 24 | 42,4 | L = 5 m |
| Aluminium | Børstet, anodiseret | | | |
| OUTDOOR | | | | |
| 166920-042-50-18 | 18 | 24 | 42,4 | L = 5 m |



International Design Model Protection

Gummiindlæg

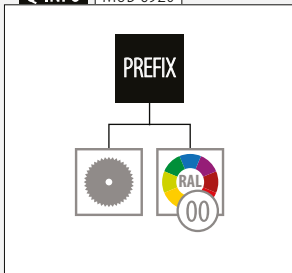


MOD 5124


| | | | |
|------------------------|----------|--|---------|
| Tilbehør | | | |
| U = 24 mm | | | |
| Til hærdet glas | T | | |
| 205124-050-08 | 8 - 10 | | L = 5 m |
| 205124-050-11 | 12 | | L = 5 m |
| 205124-050-15 | 15 | | L = 5 m |
| 205124-050-19 | 19 | | L = 5 m |

| | | | |
|---------------------------|---------------|--|---------|
| Til lamineret glas | | | |
| 205124-050-08 | 8,76 - 10,76 | | L = 5 m |
| 205124-050-11 | 11,52 - 13,52 | | L = 5 m |
| 205124-050-17 | 16,76 - 17,52 | | L = 5 m |
| NEW 205124-050-92 | 20,76 - 21,52 | | L = 5 m |

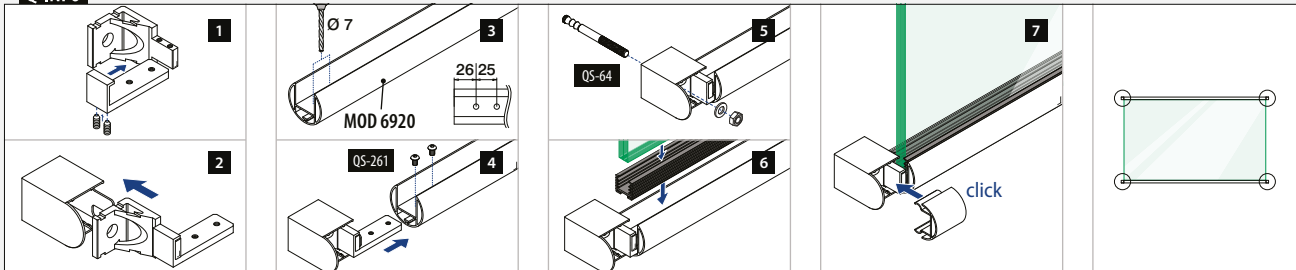
Q-INFO MOD 6920



Q-INFO Aluminium

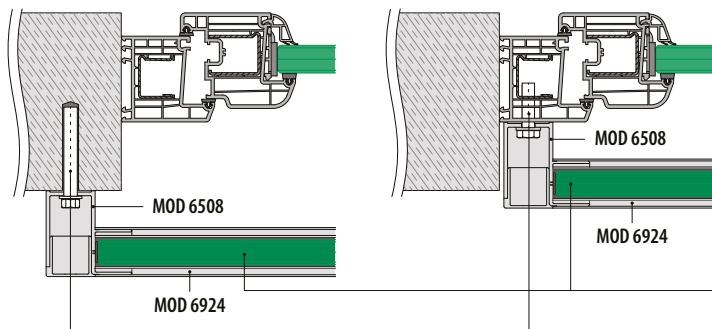


Q-INFO



Montering af facade

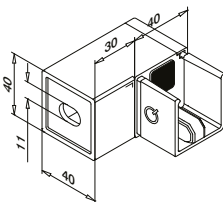
Ramme montering



Der henvises til de respektive certifikater og statiske beregninger til specifikationer såsom monteringsdetaljer, glasmål og glastyper.

Hærdet/lamineret glas: 160 - 161

Alle ankre: 457 - 463

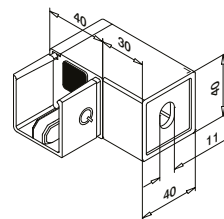


MOD 6508

| | | | | |
|----------------|---------|--------------------------|---|--|
| 316 | Børstet | <input type="checkbox"/> | | |
| OUTDOOR | | | | |
| 146508-040-01 | 40 x 40 | 457 - 463 | 2 | |



International Design Model Protection

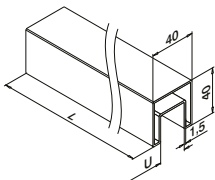


MOD 6508

| | | | | |
|----------------|---------|--------------------------|---|--|
| 316 | Børstet | <input type="checkbox"/> | | |
| OUTDOOR | | | | |
| 146508-040-02 | 40 x 40 | 457 - 463 | 2 | |

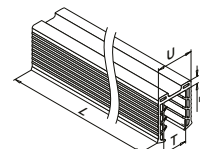



International Design Model Protection



MOD 6924

| | | | |
|------------------|----------|--------------------------|---------|
| 316 | Børstet | <input type="checkbox"/> | |
| OUTDOOR | U | | |
| 146924-040-50-12 | 24 | 40 x 40 | L = 5 m |



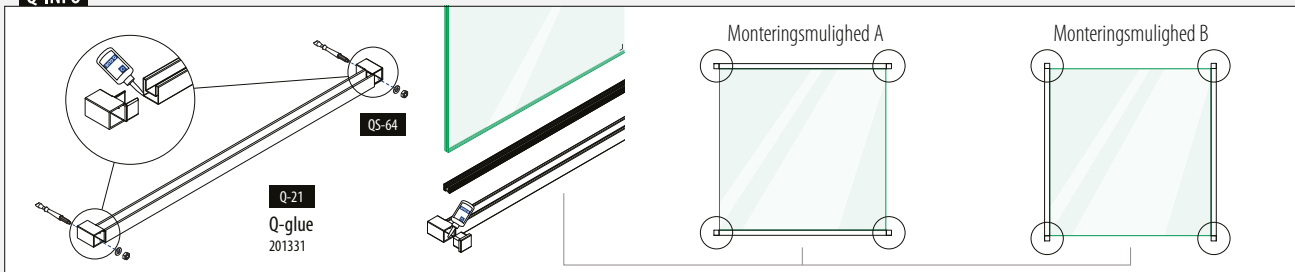
MOD 5124

| | | |
|------------------------|----------|---------|
| Tilbehør | | |
| U = 24 mm | | |
| Til hærdet glas | T | |
| 205124-050-08 | 8 - 10 | L = 5 m |
| 205124-050-11 | 12 | L = 5 m |
| 205124-050-15 | 15 | L = 5 m |
| 205124-050-19 | 19 | L = 5 m |

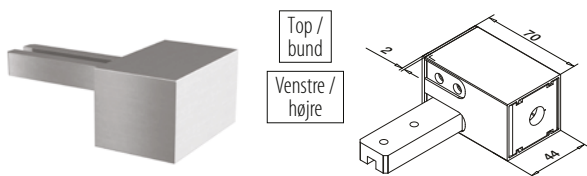
Til lamineret glas

| | | |
|--------------------------|---------------|---------|
| 205124-050-08 | 8,76 - 10,76 | L = 5 m |
| 205124-050-11 | 11,52 - 13,52 | L = 5 m |
| 205124-050-17 | 16,76 - 17,52 | L = 5 m |
| NEW 205124-050-92 | 20,76 - 21,52 | L = 5 m |

Q-INFO



Vægflange



MOD 6508

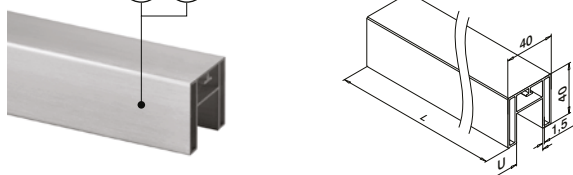
| | | | |
|------------------|---------------------|-----------|---|
| Aluminium | Børstet, anodiseret | | |
| OUTDOOR | | | |
| 166508-040-18 | 40 x 40 | 457 - 463 | 2 |

NEW

Glaslisterør

Firkantet

166924-040-50-00 18



MOD 6924

| | | | |
|------------------|---------------------|--------------------------|---------|
| Aluminium | Rå | | |
| | U | <input type="checkbox"/> | |
| 166924-040-50-00 | 24 | 40 x 40 | L = 5 m |
| Aluminium | Børstet, anodiseret | | |
| OUTDOOR | | | |
| 166924-040-50-18 | 24 | 40 x 40 | L = 5 m |



International Design Model Protection

Gummiindlæg

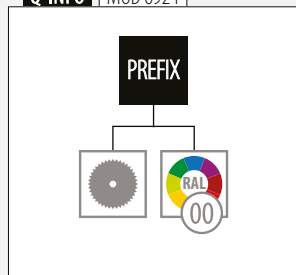


MOD 5124

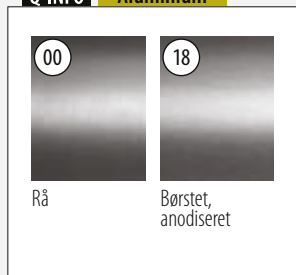
| | | |
|-----------------|----------|---------|
| Tilbehør | | |
| U = 24 mm | | |
| Til hærdet glas | T | |
| 205124-050-08 | 8 - 10 | L = 5 m |
| 205124-050-11 | 12 | L = 5 m |
| 205124-050-15 | 15 | L = 5 m |
| 205124-050-19 | 19 | L = 5 m |

| | | |
|--------------------------|---------------|---------|
| Til lamineret glas | | |
| 205124-050-08 | 8,76 - 10,76 | L = 5 m |
| 205124-050-11 | 11,52 - 13,52 | L = 5 m |
| 205124-050-17 | 16,76 - 17,52 | L = 5 m |
| NEW 205124-050-92 | 20,76 - 21,52 | L = 5 m |

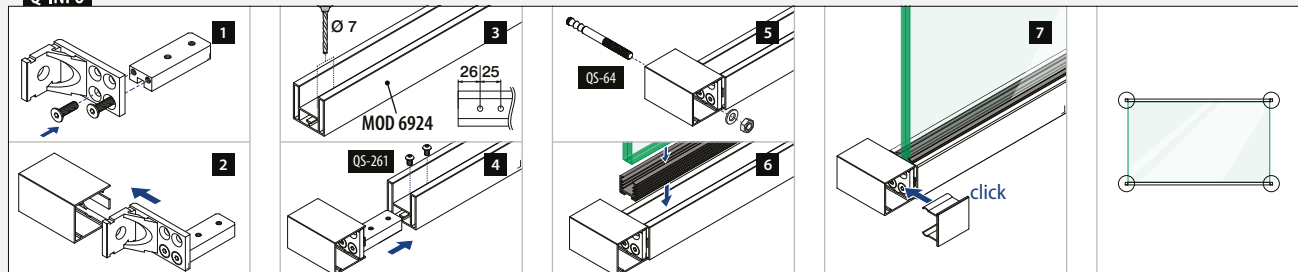
Q-INFO MOD 6924



Q-INFO Aluminium

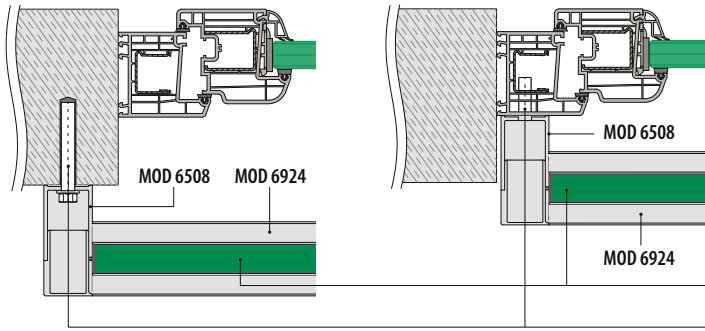


Q-INFO



Montering af facade

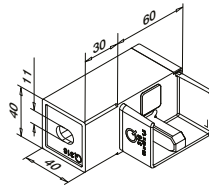

Ramme montering



Der henvises til de respektive certifikater og statiske beregninger til specifikationer såsom monteringsdetaljer, glasmål og glastyper.

Hærdet/lamineret glas: 160 - 161

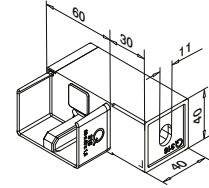
Alle ankre: 457 - 463



MOD 6508

| | | | | |
|----------------|---------|--------------------------|---|--|
| 316 | Børstet | <input type="checkbox"/> | | |
| OUTDOOR | | | | |
| 146508-640-01 | 60 x 40 | 457 - 463 | 2 | |

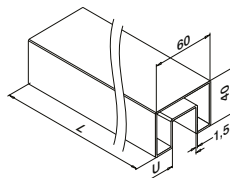
NEW



MOD 6508

| | | | | |
|----------------|---------|--------------------------|---|--|
| 316 | Børstet | <input type="checkbox"/> | | |
| OUTDOOR | | | | |
| 146508-640-02 | 60 x 40 | 457 - 463 | 2 | |

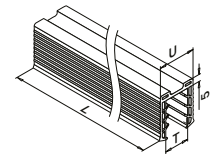

NEW



MOD 6924

| | | | | |
|------------------|---------|--------------------------|---------|--|
| 316 | Børstet | <input type="checkbox"/> | | |
| OUTDOOR | | | | |
| 146924-640-50-12 | 24 | 60 x 40 | L = 5 m | |

PREFIX



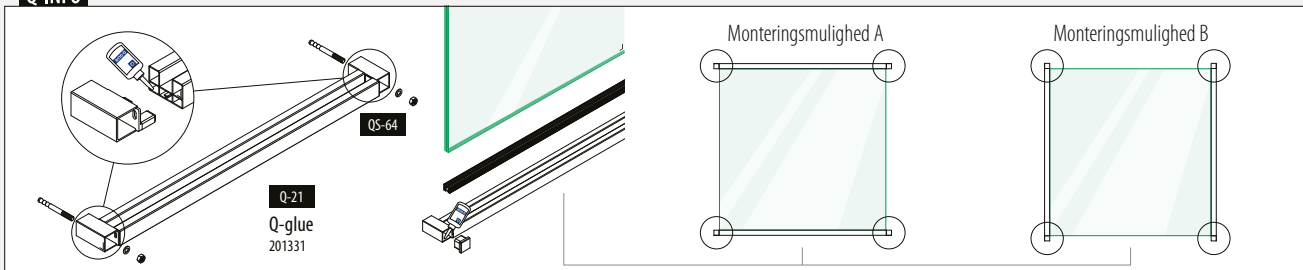
MOD 5124

| | | |
|-----------------|----------|---------|
| Tilbehør | | |
| U = 24 mm | | |
| Til hærdet glas | T | |
| 205124-050-08 | 8 - 10 | L = 5 m |
| 205124-050-11 | 12 | L = 5 m |
| 205124-050-15 | 15 | L = 5 m |
| 205124-050-19 | 19 | L = 5 m |

Til lamineret glas

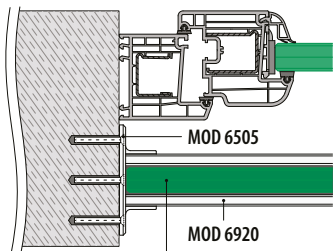
| | | |
|-------------------|---------------|---------|
| 205124-050-08 | 8,76 - 10,76 | L = 5 m |
| 205124-050-11 | 11,52 - 13,52 | L = 5 m |
| 205124-050-17 | 16,76 - 17,52 | L = 5 m |
| NEW 205124-050-92 | 20,76 - 21,52 | L = 5 m |

Q-INFO



Easy Glass® MOD 6505

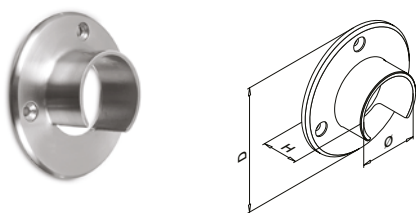
Montering i muren omkring vinduet



Der henvises til de respektive certifikater og statiske beregninger til specifikationer såsom monteringsdetaljer, glasmål og glastyper.

Hærdet/lamineret glas: 160 - 161

Vægflange

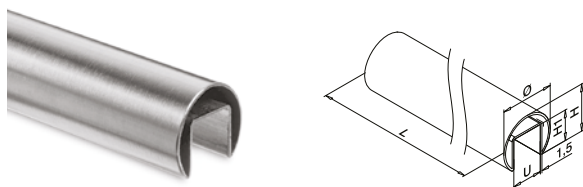


MOD 6505

| 316 | Børstet | | | | |
|---------------|---------|----|----|-----------|---|
| OUTDOOR | Ø | D | H | | |
| 146505-042-12 | 42,4 | 90 | 30 | QS-6 471 | 2 |



Glaslisterør



MOD 6920

| 316 | Børstet | | | | |
|------------------|---------|------|----|----|---------|
| OUTDOOR | U | Ø | H | H1 | |
| 146920-042-50-12 | 24 | 42,4 | 37 | 24 | L = 5 m |



Gummiindlæg



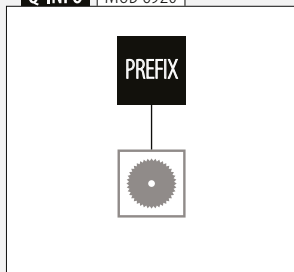
MOD 5124

| Tilbehør | | |
|-------------------------------|--------|----------|
| U = 24 mm | | |
| Til hærdet glas | T | |
| 205124-050-08 | 8 - 10 | L = 5 m |
| 205124-050-11 | 12 | L = 5 m |
| 205124-050-15 | 15 | L = 5 m |
| 205124-050-19 | 19 | L = 5 m |
| | | |
| 205124-250-08 | 8 - 10 | L = 25 m |
| 205124-250-11 | 12 | L = 25 m |
| SELL OUT 205124-250-15 | 15 | L = 25 m |
| SELL OUT 205124-250-19 | 19 | L = 25 m |

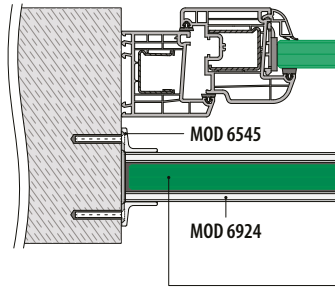
| Til lamineret glas | | |
|--------------------------|---------------|----------|
| 205124-050-08 | 8,76 - 10,76 | L = 5 m |
| 205124-050-11 | 11,52 - 13,52 | L = 5 m |
| 205124-050-17 | 16,76 - 17,52 | L = 5 m |
| NEW 205124-050-92 | 20,76 - 21,52 | L = 5 m |
| | | |
| 205124-250-08 | 8,76 - 10,76 | L = 25 m |
| 205124-250-11 | 11,52 - 13,52 | L = 25 m |
| 205124-250-17 | 16,76 - 17,52 | L = 25 m |
| NEW 205124-250-92 | 20,76 - 21,52 | L = 25 m |

SELL OUT Kun så længe lager haves.

Q-INFO MOD 6920



Montering i muren omkring vinduet

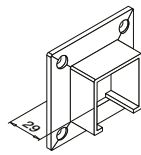
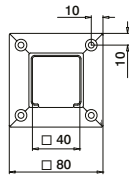


Der henvises til de respektive certifikater og statiske beregninger til specifikationer såsom monteringsdetaljer, glasmål og glastyper.

Hærdet/lamineret glas: 160 - 161

Vægflange

Firkantet



MOD 6545

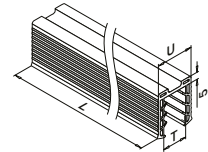

316 Børstet

OUTDOOR

146545-040-12 40 x 40 QS-50 471 2



Gummiindlæg



MOD 5124

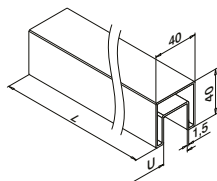
Tilbehør

U = 24 mm

| Til hærdet glas | T | |
|-----------------|--------|---------|
| 205124-050-08 | 8 - 10 | L = 5 m |
| 205124-050-11 | 12 | L = 5 m |
| 205124-050-15 | 15 | L = 5 m |
| 205124-050-19 | 19 | L = 5 m |

Glaslisterør

Firkantet



MOD 6924

316 Børstet

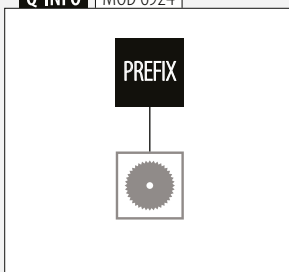
OUTDOOR

146924-040-50-12 24 40 x 40 L = 5 m

PREFIX

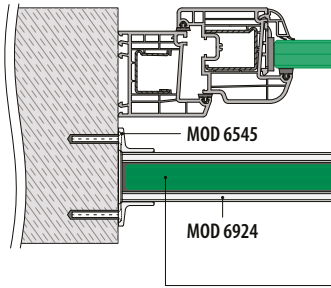


Q-INFO | MOD 6924



Easy Glass® MOD 6545

Montering i muren omkring vinduet

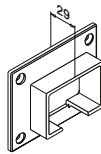
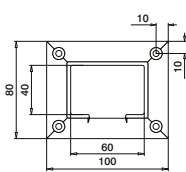


Der henvises til de respektive certifikater og statiske beregninger til specifikationer såsom monteringsdetaljer, glasmål og glastyper.

Hærdet/lamineret glas: 160 - 161

Vægflange

Rektangulære



MOD 6545

316 Børstet

OUTDOOR

146545-640-12

60 x 40



QS-50 471

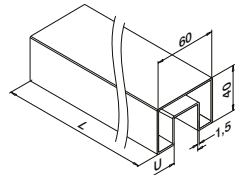


2



Glaslisterør

Rektangulære



MOD 6924

316 Børstet

OUTDOOR

146924-640-50-12

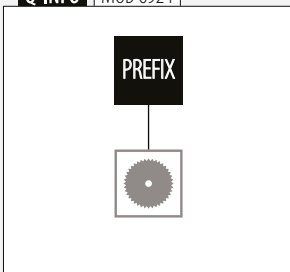
U

60 x 40

L = 5 m

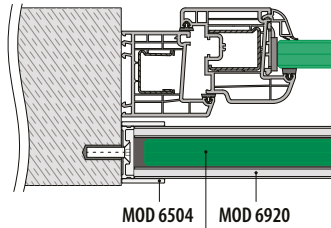


Q-INFO | MOD 6924



Easy Glass® MOD 6504

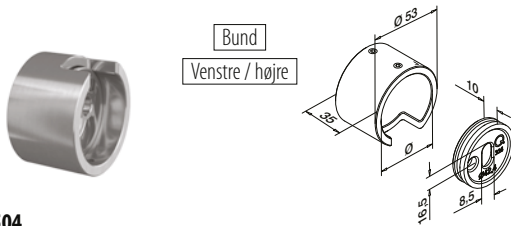
Montering i muren omkring vinduet



Der henvises til de respektive certifikater og statiske beregninger til specifikationer såsom monteringsdetaljer, glasmål og glastyper.

Hærdet/lamineret glas: 160 - 161

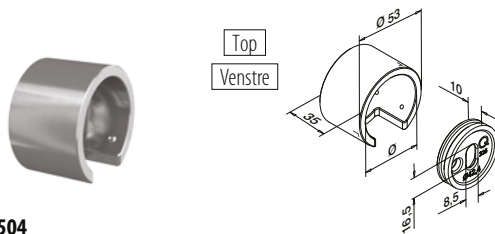
Vægflange



MOD 6504

| Aluminium | Rå | Ø | |
|------------------|---------------------|------|---|
| 166504-042-00-00 | | 42,4 | 2 |
| Aluminium | Børstet, anodiseret | | |
| 166504-042-00-18 | | 42,4 | 2 |

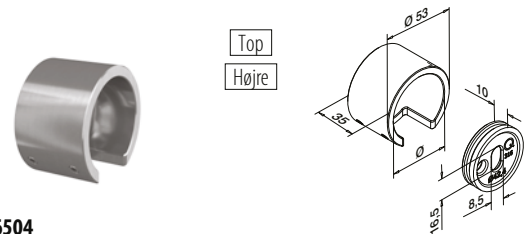
NEW



MOD 6504

| Aluminium | Rå | Ø | |
|------------------|---------------------|------|---|
| 166504-042-01-00 | | 42,4 | 2 |
| Aluminium | Børstet, anodiseret | | |
| 166504-042-01-18 | | 42,4 | 2 |

NEW




MOD 6504

| Aluminium | Rå | Ø | |
|------------------|---------------------|------|---|
| 166504-042-02-00 | | 42,4 | 2 |
| Aluminium | Børstet, anodiseret | | |
| 166504-042-02-18 | | 42,4 | 2 |

NEW

Q-INFO Aluminium

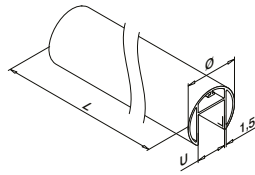



Rå

Børstet, anodiseret

Glaslisterør

166920-042-50-00 00 18



MOD 6920

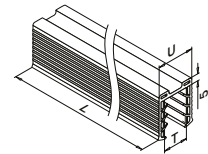

| Aluminium | Rå | U | Ø | L |
|------------------|---------------------|----|------|---------|
| 166920-042-50-00 | | 24 | 42,4 | L = 5 m |
| Aluminium | Børstet, anodiseret | | | |
| OUTDOOR | | | | |
| 166920-042-50-18 | | 24 | 42,4 | L = 5 m |

PREFIX



International Design Model Protection

Gummiindlæg



MOD 5124

| Tilbehør | U = 24 mm | T | L |
|-----------------|-----------|---|----------|
| Til hærdet glas | | | L = 5 m |
| 205124-050-08 | 8 - 10 | | L = 5 m |
| 205124-050-11 | 12 | | L = 5 m |
| 205124-050-15 | 15 | | L = 5 m |
| 205124-050-19 | 19 | | L = 5 m |
| 205124-250-08 | 8 - 10 | | L = 25 m |
| 205124-250-11 | 12 | | L = 25 m |
| 205124-250-15 | 15 | | L = 25 m |
| 205124-250-19 | 19 | | L = 25 m |

SELL
OUT
SELL
OUT

Til lamineret glas

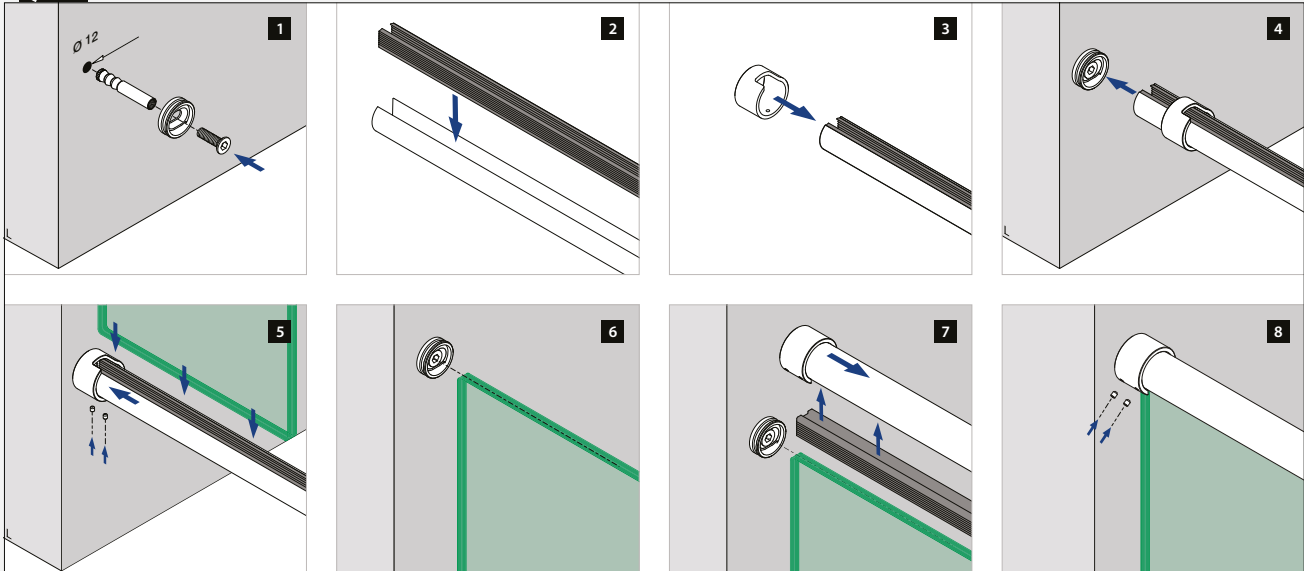
| | | |
|-------------------|---------------|----------|
| 205124-050-08 | 8,76 - 10,76 | L = 5 m |
| 205124-050-11 | 11,52 - 13,52 | L = 5 m |
| 205124-050-17 | 16,76 - 17,52 | L = 5 m |
| NEW 205124-050-92 | 20,76 - 21,52 | L = 5 m |
| 205124-250-08 | 8,76 - 10,76 | L = 25 m |
| 205124-250-11 | 11,52 - 13,52 | L = 25 m |
| 205124-250-17 | 16,76 - 17,52 | L = 25 m |
| NEW 205124-250-92 | 20,76 - 21,52 | L = 25 m |

Q-INFO MOD 6920

PREFIX



Q-INFO



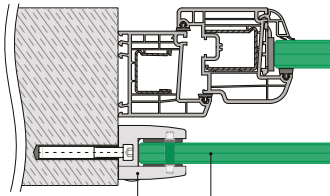


FRANSKE BALKONER MED GLASKLEMMER



Glasklemmer - MOD 2300

Montering i muren omkring vinduet

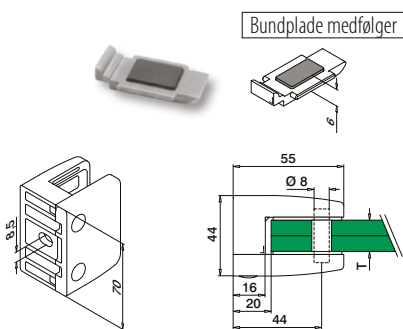


Der henvises til de respektive certifikater og statiske beregninger til specifikationer såsom monteringsdetaljer, glasmål og glastyper.

MOD 2300

Hærdet/lamineret glas: 160 - 161

Glasklemmer - MOD 2300




MOD 2300

316 Børstet
OUTDOOR

142300-000-12 Se T i MOD 5023 QS-27 472 4



Gummiindlæg til MOD 2300



2 styk per glasklemme

MOD 5023

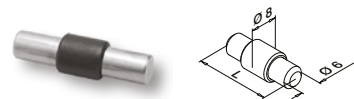
Tilbehør

| Til hærdet glas | T | |
|-----------------|----|---|
| NEW 205023-12 | 12 | 8 |
| NEW 205023-15 | 15 | 8 |
| 205023-19 | 19 | 8 |

Til lamineret glas

| | | |
|---------------|-------|---|
| NEW 205023-44 | 9,52 | 8 |
| NEW 205023-54 | 11,52 | 8 |
| NEW 205023-13 | 12,76 | 8 |
| NEW 205023-64 | 13,52 | 8 |
| NEW 205023-17 | 16,76 | 8 |
| NEW 205023-18 | 17,52 | 8 |
| 205023-21 | 20,76 | 8 |
| 205023-22 | 21,52 | 8 |

Sikkerhedsstifter



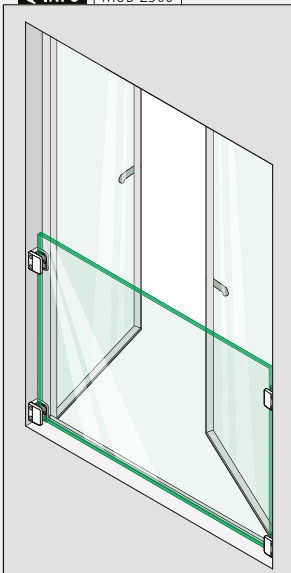
Valgfri brug til MOD 2300

MOD 5015


Tilbehør

| | L | |
|-----------|----|---|
| 205015-23 | 34 | 4 |

Q-INFO MOD 2300

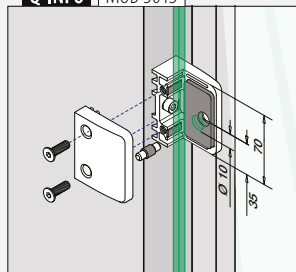


Q-INFO MOD 2300



Indsæt sikkerhedspladen i glasklemmen i stedet for at anvende en sikkerhedsstift. Dine omkostninger er lavere, da der ikke skal bores i glasset.

Q-INFO MOD 5015

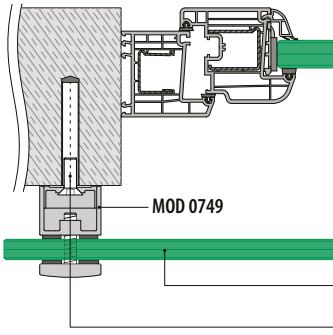


OBS: Bestil skruer separat.



FRANSKE BALKONER MED GLASADAPTERE

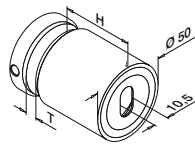
Montering af facade



Der henvises til de respektive certifikater og statiske beregninger til specifikationer såsom monteringsdetaljer, glasmål og glastyper.

Hærdet/lamineret glas: ■160 - 161
Alle ankre: ■457 - 463

Glas gelænder base
Glasadaptere **Justerbar** Ø 50



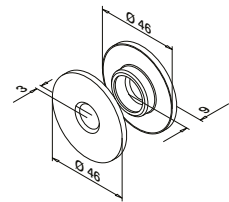
MOD 0749

| 316 | | Børstet | | | |
|---------------|-----|------------|------------|---|--|
| OUTDOOR | H | T | | | |
| 140749-030-12 | 30 | 12 - 25,52 | ■457 - 463 | 2 | |
| 140749-040-12 | 40 | 8 - 25,52 | ■457 - 463 | 2 | |
| 140749-050-12 | 50 | 8 - 25,52 | ■457 - 463 | 2 | |
| 140749-100-12 | 100 | 8 - 25,52 | ■457 - 463 | 2 | |

| 316 | | Black Line | | | |
|-------------------|----|------------|------------|---|--|
| OUTDOOR | H | T | | | |
| NEW 140749-030-82 | 30 | 12 - 25,52 | ■457 - 463 | 2 | |
| NEW 140749-040-82 | 40 | 8 - 25,52 | ■457 - 463 | 2 | |
| NEW 140749-050-82 | 50 | 8 - 25,52 | ■457 - 463 | 2 | |



Tilbehør
Silikone indlæg til glasadapter

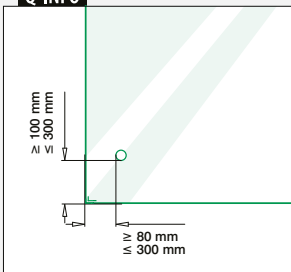


MOD 5030

| Tilbehør | For MOD | |
|------------------|---------|---|
| 205030-150-99-80 | 0749 | 4 |

NEW


Q-INFO



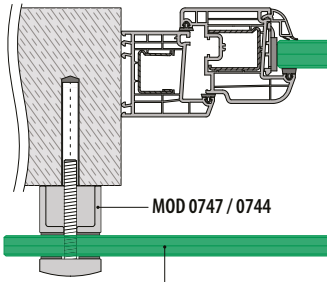
Q-INFO



Q-INFO

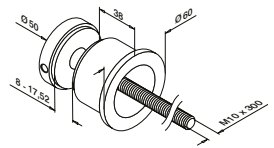
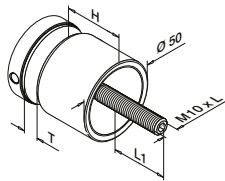


Montering af facade



Der henvises til de respektive certifikater og statiske beregninger til specifikationer såsom monteringsdetaljer, glasmål og glastyper.

Hærdet/lamineret glas: 160 - 161



MOD 0747

| 316 | | Børstet | | | | |
|---------------|----|-----------|----|---------|---|--|
| OUTDOOR | H | T | L | L1 | | |
| 140747-010-12 | 10 | 8 - 17,52 | 50 | 11 - 20 | 2 | |
| 140747-020-12 | 20 | 8 - 25,52 | 70 | 13 - 31 | 2 | |
| 140747-030-12 | 30 | 8 - 25,52 | 80 | 13 - 31 | 2 | |
| 140747-040-12 | 40 | 8 - 17,52 | 80 | 11 - 21 | 2 | |
| 140747-050-12 | 50 | 8 - 17,52 | 90 | 11 - 21 | 2 | |

| 316 | | Black Line | | | | |
|-------------------|----|------------|----|---------|---|--|
| OUTDOOR | H | T | L | L1 | | |
| NEW 140747-010-82 | 10 | 8 - 17,52 | 50 | 11 - 20 | 2 | |
| NEW 140747-030-82 | 30 | 8 - 25,52 | 80 | 13 - 31 | 2 | |

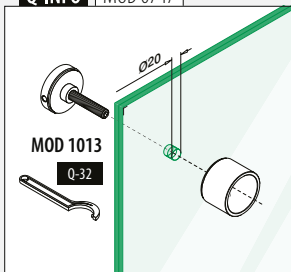
| Zink | | Rustfrit stål effekt | | | | |
|--------------------|----|----------------------|----|---------|---|--|
| OUTDOOR | H | T | L | L1 | | |
| SELL OUT 100747-20 | 10 | 8 - 17,52 | 50 | 11 - 20 | 2 | |

MOD 0744

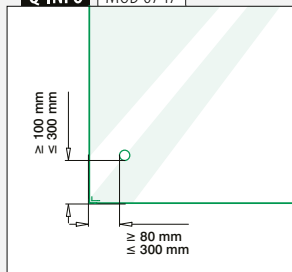
| 316 | | Børstet | |
|-----------|--|---------|---|
| OUTDOOR | | | |
| 140744-12 | | | 2 |



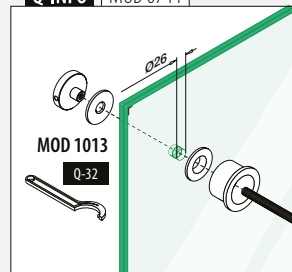
Q-INFO MOD 0747



Q-INFO MOD 0747



Q-INFO MOD 0744

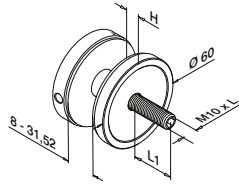


Q-INFO 316



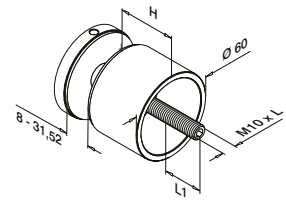

Glasadaptere

Ø 60



MOD 0745

| 316 | Børstet | | | | |
|---------------|---------|----|---------|--|---|
| OUTDOOR | H | L | L1 | | |
| 140745-010-12 | 10 | 70 | 17 - 41 | | 2 |



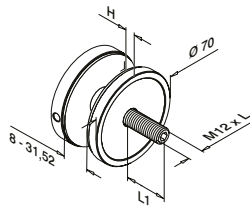
MOD 0745

| 316 | Børstet | | | | |
|---------------|---------|-----|---------|--|---|
| OUTDOOR | H | L | L1 | | |
| 140745-030-12 | 30 | 90 | 17 - 41 | | 2 |
| 140745-050-12 | 50 | 110 | 17 - 41 | | 2 |



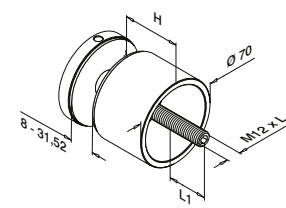
Glasadaptere

Ø 70



MOD 0748

| 316 | Børstet | | | | |
|---------------|---------|----|---------|--|---|
| OUTDOOR | H | L | L1 | | |
| 140748-010-12 | 10 | 70 | 17 - 41 | | 2 |

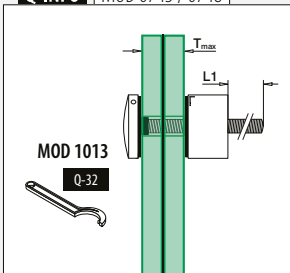


MOD 0748

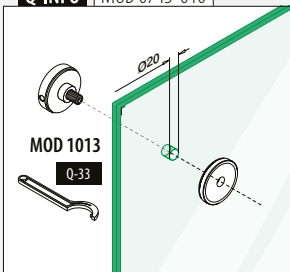
| 316 | Børstet | | | | |
|---------------|---------|-----|---------|--|---|
| OUTDOOR | H | L | L1 | | |
| 140748-030-12 | 30 | 90 | 17 - 41 | | 2 |
| 140748-040-12 | 40 | 100 | 17 - 41 | | 2 |



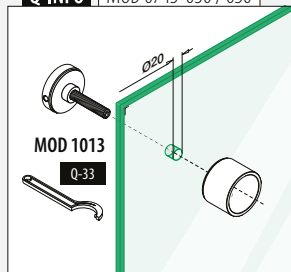
Q-INFO MOD 0745 / 0748



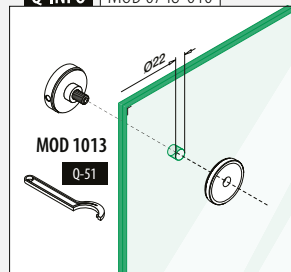
Q-INFO MOD 0745-010



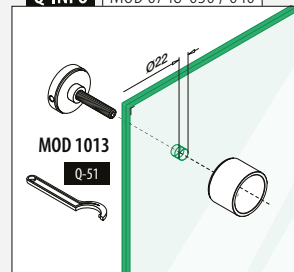
Q-INFO MOD 0745-030 / 050



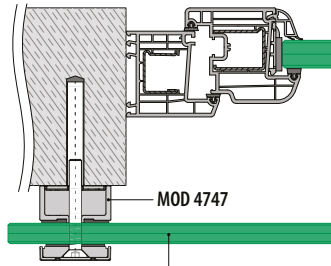
Q-INFO MOD 0748-010



Q-INFO MOD 0748-030 / 040

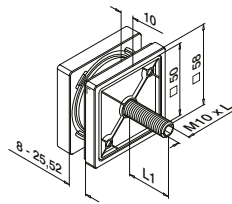


Montering af facade



Der henvises til de respektive certifikater og statiske beregninger til specifikationer såsom monteringsdetaljer, glasmål og glastyper.

Hærdet/lamineret glas: 160 - 161



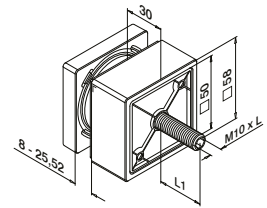
MOD 4747

316 Børstet

| OUTDOOR | L | L1 | |
|---------------|----|---------|---|
| 144747-010-12 | 60 | 13 - 31 | 2 |



International Design Model Protection



MOD 4747

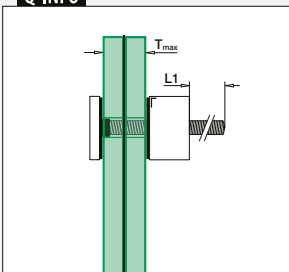
316 Børstet

| OUTDOOR | L | L1 | |
|---------------|----|---------|---|
| 144747-030-12 | 80 | 13 - 31 | 2 |

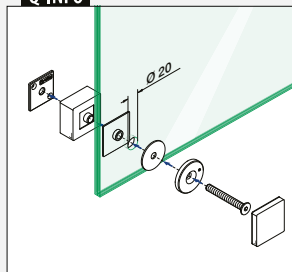


International Design Model Protection

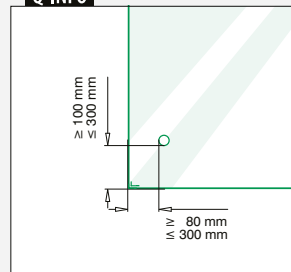
Q-INFO



Q-INFO

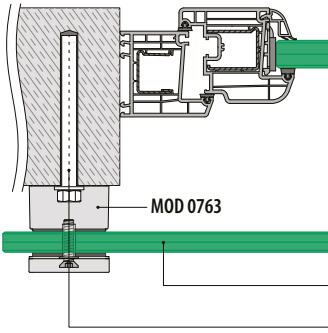


Q-INFO



Easy Glass® MOD 0763

Montering af facade

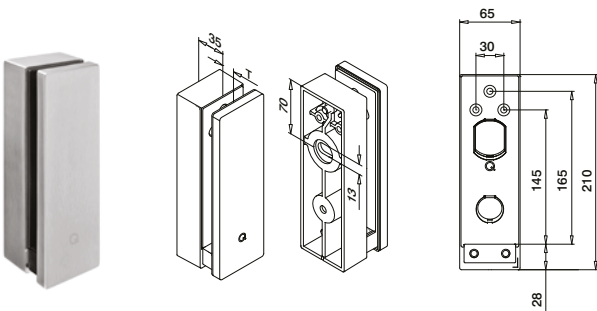


Der henvises til de respektive certifikater og statiske beregninger til specifikationer såsom monteringsdetaljer, glasmål og glastyper.

Hærdet/lamineret glas: ■ 160 - 161
 Alle ankre: ■ 457 - 463

Glasadaptere

Rektangulære □



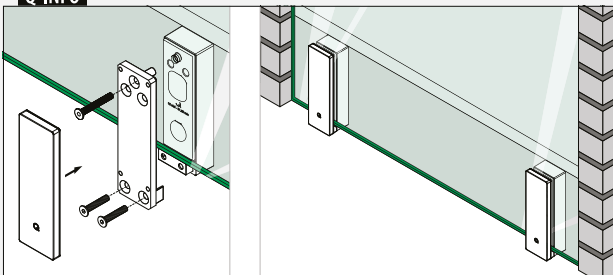
MOD 0763

| | | | |
|----------------|------------|-------------|---|
| 316 | Børstet | | |
| OUTDOOR | T | | |
| 140763-12 | 12 - 21,52 | ■ 457 - 463 | 1 |

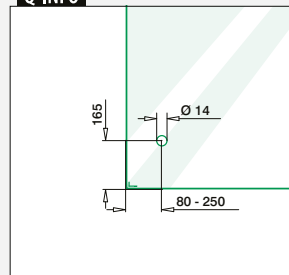


International Design Model Protection

Q-INFO



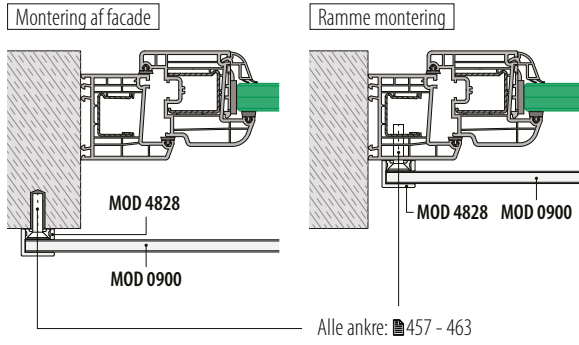
Q-INFO



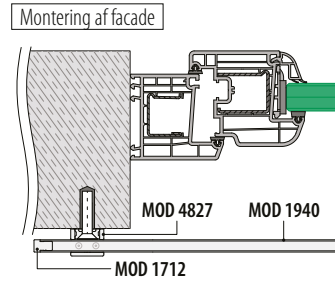


BRYSTVÆRN

Brystværn 20x10 - MOD 4828



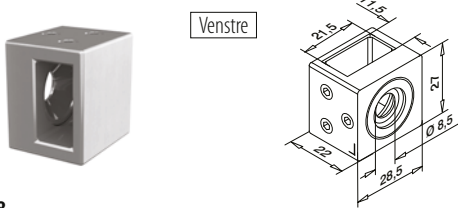
Brystværn 20x10 - MOD 4827



Der henvises til de respektive certifikater og statiske beregninger til specifikationer såsom monteringsdetaljer.

Tværstangholder

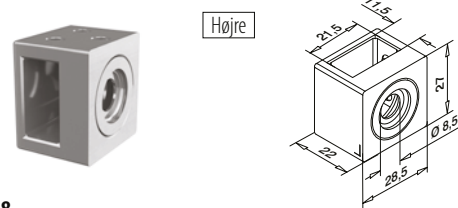
Rektangulære



MOD 4828

| | | | | |
|----------------|----------------------------------|------------|---|--|
| 316 | Børstet | | | |
| OUTDOOR | Til rør <input type="checkbox"/> | | | |
| 144828-01-12 | 20 x 10 x 1,0 | QS-20 472 | 4 | |

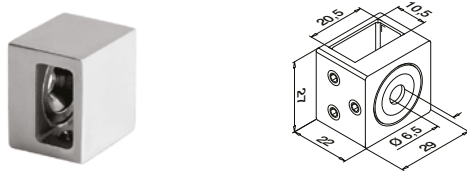
NEW



MOD 4828

| | | | | |
|----------------|----------------------------------|------------|---|--|
| 316 | Børstet | | | |
| OUTDOOR | Til rør <input type="checkbox"/> | | | |
| 144828-02-12 | 20 x 10 x 1,0 | QS-20 472 | 4 | |

NEW



MOD 4827

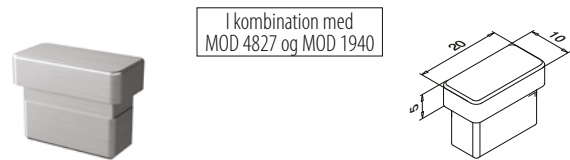
| | | | | |
|----------------|----------------------------------|------------|---|--|
| 316 | Børstet | | | |
| OUTDOOR | Til rør <input type="checkbox"/> | | | |
| 144827-12 | 20 x 10 x 1,0 | QS-16 472 | 4 | |



International Design Model Protection

Endekapper

Rektangulære



MOD 1712

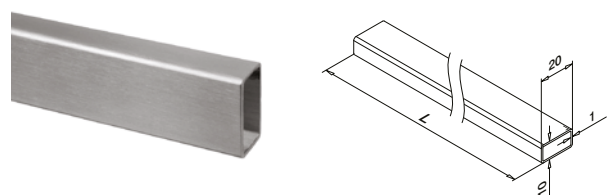
| | | | | |
|----------------|----------------------------------|--|---|--|
| 316 | Børstet | | | |
| OUTDOOR | Til rør <input type="checkbox"/> | | | |
| 141712-021-12 | 20 x 10 x 1,0 | | 4 | |



International Design Model Protection

Rør

Q-TUBE

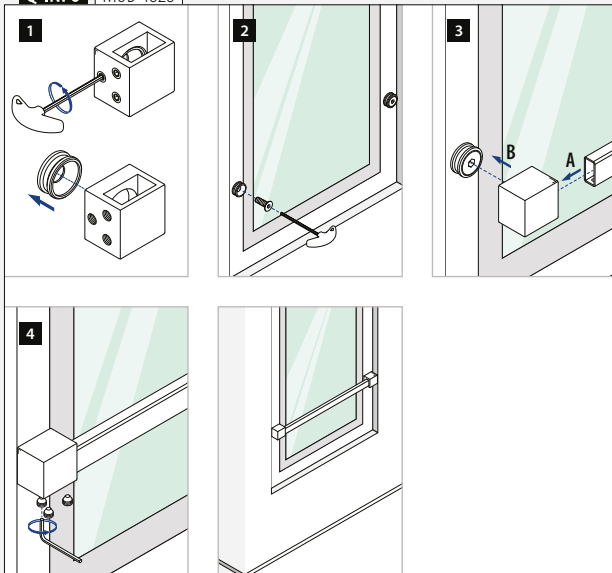


MOD 1940

| | | | | |
|------------------|--------------------------|--|---------|--|
| 316 | Børstet | | | |
| OUTDOOR | <input type="checkbox"/> | | | |
| 141940-021-50-12 | 20 x 10 x 1,0 | | L = 5 m | |

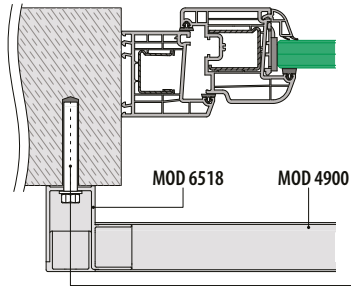


Q-INFO MOD 4828

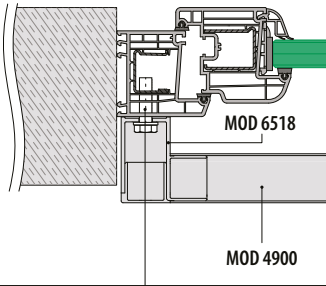


Brystværn 40x40 - MOD 6518

Montering af facade



Ramme montering

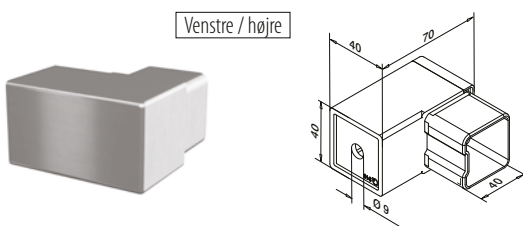


Der henvises til de respektive certifikater og statiske beregninger til specifikationer såsom monteringsdetaljer.

Alle ankre: 457 - 463

Vægflange

Firkantet



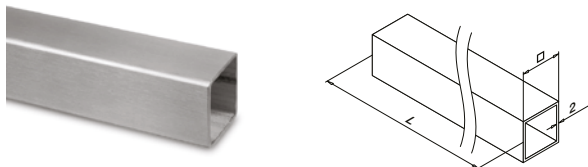
MOD 6518

| | | | |
|----------------|----------------------------------|-----------|---|
| 316 | Børstet | | |
| OUTDOOR | Til rør <input type="checkbox"/> | | |
| 146518-040-12 | 40 x 40 x 2,0 | 457 - 463 | 2 |

NEW

Rør

Q-TUBE



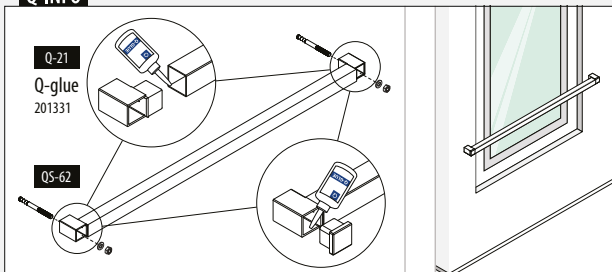
MOD 4900

| | | | |
|------------------|--------------------------|---------|--|
| 316 | Børstet | | |
| OUTDOOR | <input type="checkbox"/> | | |
| 144900-040-50-12 | 40 x 40 x 2,0 | L = 5 m | |

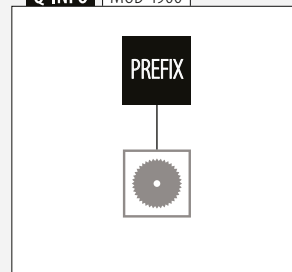
PREFIX



Q-INFO



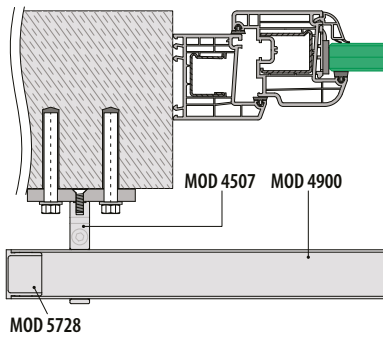
Q-INFO MOD 4900



Glaslisterør/notrør

Brystværn 40x40 - MOD 4507

Montering af facade

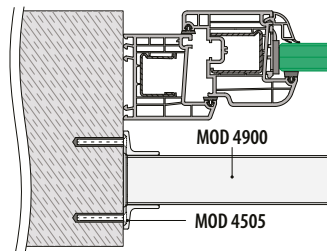


Der henvises til de respektive certifikater og statiske beregninger til specifikationer såsom monteringsdetaljer.

Glaslisterør/notrør

Brystværn 40x40 - MOD 4505

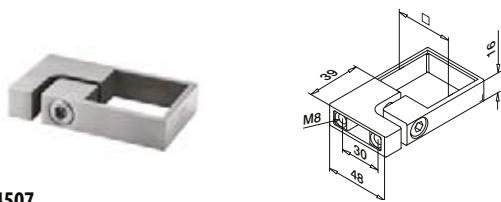
Montering i muren omkring vinduet



Der henvises til de respektive certifikater og statiske beregninger til specifikationer såsom monteringsdetaljer.

Glaslisterør/notrør

Afstandsstykker



MOD 4507

316

Børstet

OUTDOOR

144507-040-12

40 x 40



QS-20 472

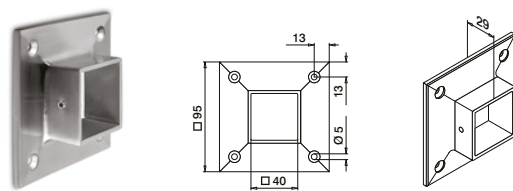
2

NEW



Håndlister

Vægflange



MOD 4505

316

Børstet

OUTDOOR

144505-040-12

40 x 40



QS-6 471

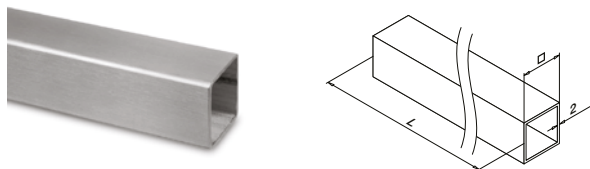
2



Håndlister

Rør

Q-TUBE



MOD 4900

316

Børstet

OUTDOOR

144900-040-50-12

40 x 40 x 2,0


L = 5 m

PREFIX

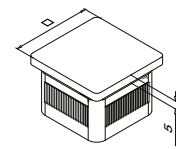


Håndlister

Endekapper



I kombination med MOD 4507 og MOD 4900



MOD 5728 - EASY HIT®

316

Børstet

OUTDOOR

145728-040-12

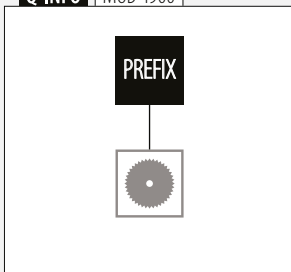
Til rør 40 x 40 x 2,0



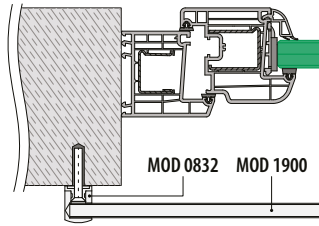
2



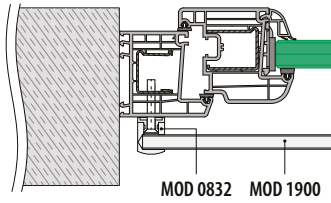
Q-INFO MOD 4900



Montering af facade



Ramme montering



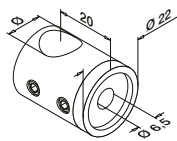
Der henvises til de respektive certifikater og statiske beregninger til specifikationer såsom monteringsdetaljer.

Fyldninger

Tværstangholder



Venstre

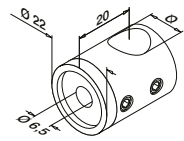


MOD 0832

| | | | | |
|----------------|---------|-------|-----|---|
| 316 | Børstet | | | |
| OUTDOOR | Ø | | | |
| 140832-000-12 | 12 | QS-16 | 472 | 4 |

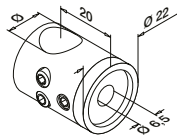


Højre



MOD 0833

| | | | | |
|----------------|---------|-------|-----|---|
| 316 | Børstet | | | |
| OUTDOOR | Ø | | | |
| 140833-000-12 | 12 | QS-16 | 472 | 4 |



MOD 0831

| | | | | |
|----------------|---------|-------|-----|---|
| 316 | Børstet | | | |
| OUTDOOR | Ø | | | |
| 140831-000-12 | 12 | QS-16 | 472 | 4 |

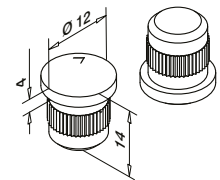


Fyldninger

Endekapper



I kombination med MOD 0831 og MOD 1900

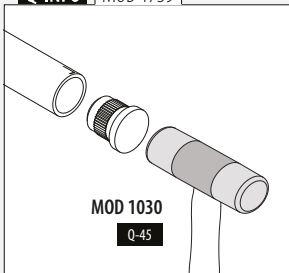


MOD 1759 - EASY HIT®

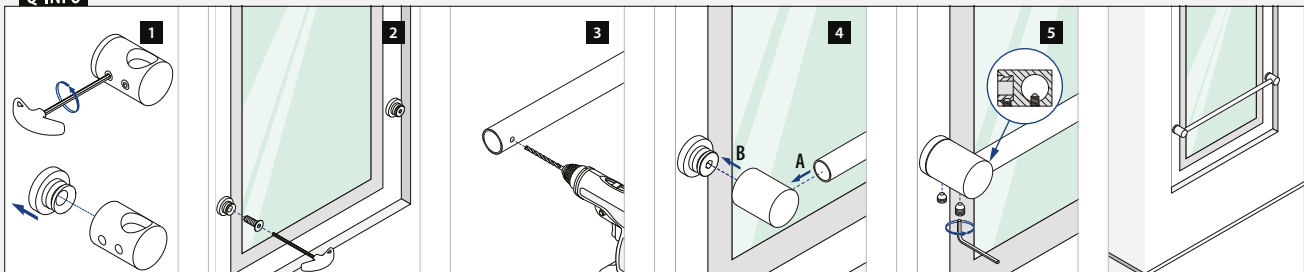
| | | | |
|----------------|---------|---|--|
| 316 | Børstet | | |
| OUTDOOR | | | |
| 141759-112-12 | | 4 | |

NEW

Q-INFO MOD 1759

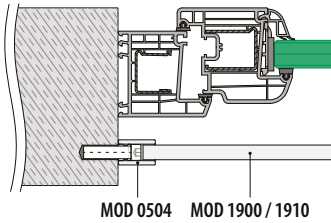


Q-INFO



Brystværn Ø12 - MOD 0504

Montering i muren omkring vinduet

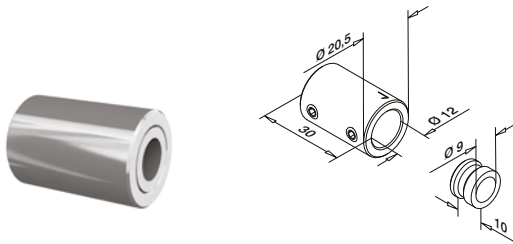


Der henvises til de respektive certifikater og statiske beregninger til specifikationer såsom monteringsdetaljer.

MOD 0504 MOD 1900 / 1910

Håndlister

Vægflange



MOD 0504

| | | | |
|----------------|---------|-----|---|
| 316 | Børstet | | |
| OUTDOOR | | | |
| 140504-012-12 | QS-27 | 472 | 2 |

NEW

Fyldninger

Stænger

Q-TUBE



MOD 1910

| | | | |
|------------------|---------|--|-----------|
| 316 | Børstet | | |
| OUTDOOR | | | |
| 141910-012-25-12 | 12 | | L = 2,5 m |
| 141910-012-50-12 | 12 | | L = 5 m |


PREFIX



Fyldninger

Rør

Q-TUBE



MOD 1900

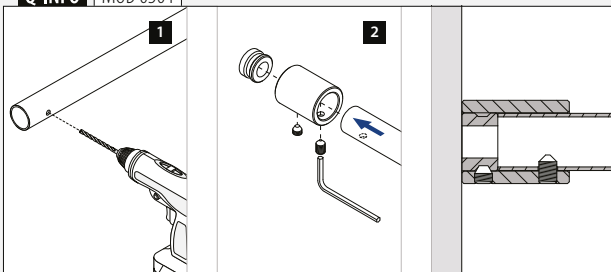
| | | | |
|------------------|---------|--|---------|
| 316 | Børstet | | |
| OUTDOOR | | | |
| 141900-012-50-12 | 12 | | L = 5 m |

NEW

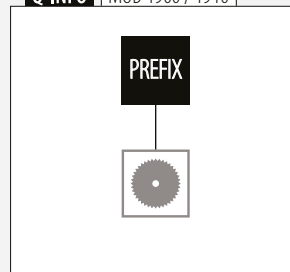
PREFIX



Q-INFO MOD 0504

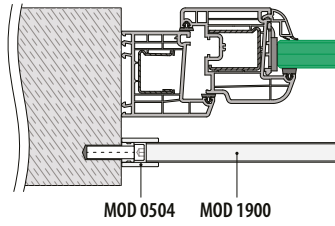


Q-INFO MOD 1900 / 1910



Brystværn Ø16 - MOD 0504

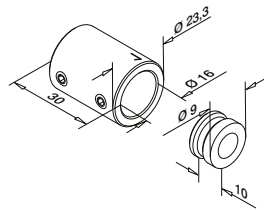

Montering i muren omkring vinduet



Der henvises til de respektive certifikater og statiske beregninger til specifikationer såsom monteringsdetaljer.

Håndlister

Vægflange



MOD 0504

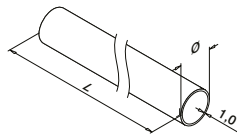
| | | | |
|----------------|---------|-----|---|
| 316 | Børstet | | |
| OUTDOOR | | | |
| 140504-016-12 | QS-27 | 472 | 2 |

NEW

Fyldninger

Rør

Q-TUBE

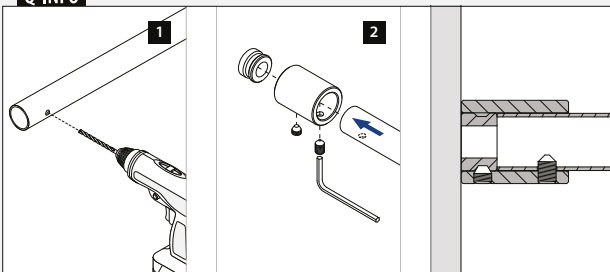


MOD 1900

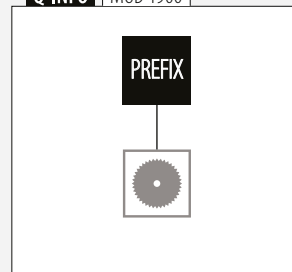
| | | | |
|------------------|---------|--|---------|
| 316 | Børstet | | |
| OUTDOOR | Ø | | |
| 141900-016-50-12 | 16 | | L = 5 m |



Q-INFO

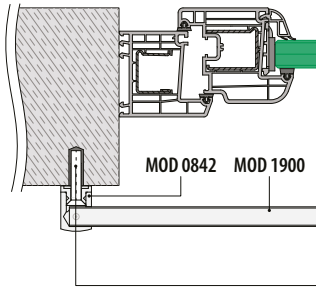


Q-INFO MOD 1900

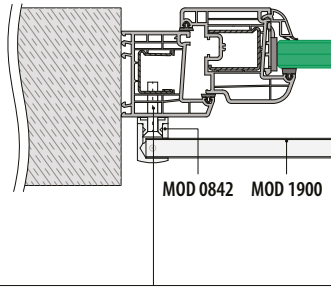


Brystværn Ø16 - MOD 0842 / 0843

Montering af facade



Ramme montering



Der henvises til de respektive certifikater og statiske beregninger til specifikationer såsom monteringsdetaljer.

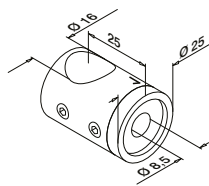
Alle ankre: 457 - 463

Håndlister

Vægflange



Venstre



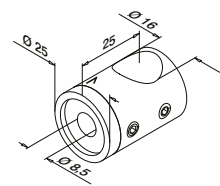
MOD 0842

| | | | |
|----------------|-----------|--|---|
| 316 | Børstet | | |
| OUTDOOR | | | |
| 140842-000-12 | QS-22 472 | | 4 |

NEW



Højre



MOD 0843

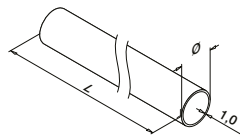
| | | | |
|----------------|-----------|--|---|
| 316 | Børstet | | |
| OUTDOOR | | | |
| 140843-000-12 | QS-22 472 | | 4 |

NEW

Fyldninger

Rør

Q-TUBE



MOD 1900

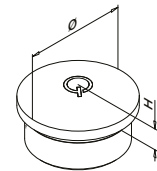
| | | | |
|------------------|---------|----|---------|
| 316 | Børstet | | |
| OUTDOOR | | Ø | |
| 141900-016-50-12 | | 16 | L = 5 m |

PREFIX



Fyldninger

Endekapper

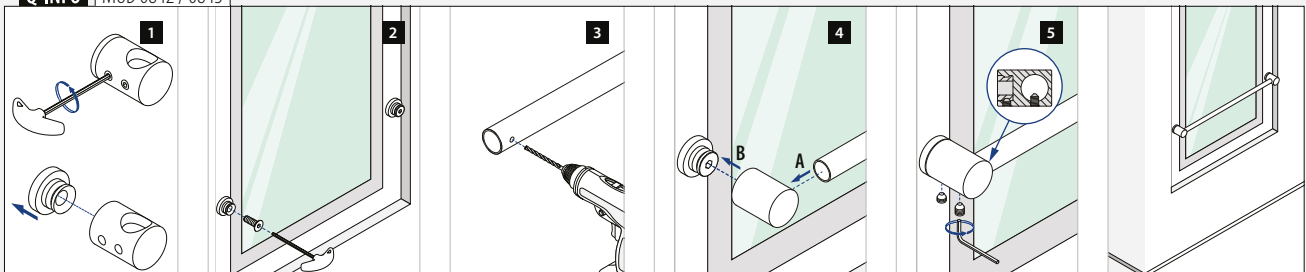


MOD 1729

| | | | | |
|----------------|---------|------------|---|---|
| 316 | Børstet | | | |
| OUTDOOR | | Til rør Ø | H | |
| 141729-016-12 | | 16,0 x 1,0 | 4 | 2 |

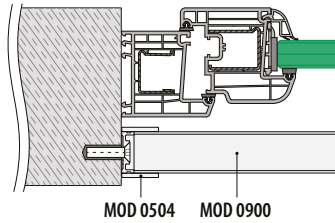


Q-INFO | MOD 0842 / 0843



Brystværn Ø33,7 - MOD 0504

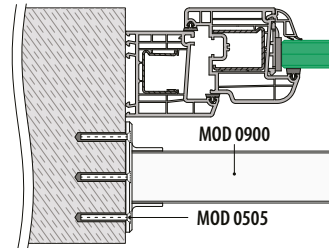
Montering i muren omkring vinduet



Der henvises til de respektive certifikater og statiske beregninger til specifikationer såsom monteringsdetaljer.

Brystværn Ø33,7 - MOD 0505 / 0506

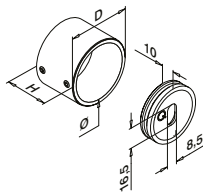
Montering i muren omkring vinduet



Der henvises til de respektive certifikater og statiske beregninger til specifikationer såsom monteringsdetaljer.

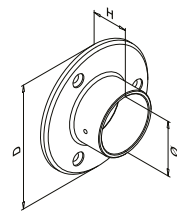
Håndlister

Vægflange



MOD 0504

| | | | | | | |
|----------------|---------|----|----|-------|-------------|-------|
| 316 | Børstet | | | | | |
| OUTDOOR | Ø | D | H | | | |
| 140504-033-12 | 33,7 | 41 | 30 | QS-55 | 470 / QS-22 | 472 2 |



MOD 0505

| | | | | | | |
|----------------|-----------|----|----|-------|-----|---|
| 316 | Børstet | | | | | |
| OUTDOOR | Til rør Ø | D | H | | | |
| 140505-033-12 | 33,7 | 85 | 30 | QS-50 | 471 | 2 |

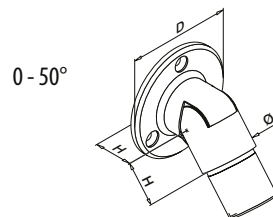
NEW



Håndlister

Vægflange

Justerbar



MOD 0506

| | | | | | | |
|----------------|------------|----|----|-------|-----|---|
| 316 | Børstet | | | | | |
| OUTDOOR | Til rør Ø | D | H | | | |
| 140506-033-12 | 33,7 x 2,0 | 70 | 26 | QS-50 | 471 | 2 |

NEW

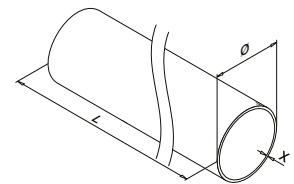


International Design Model Protection

Håndlister

Rør

Q-TUBE



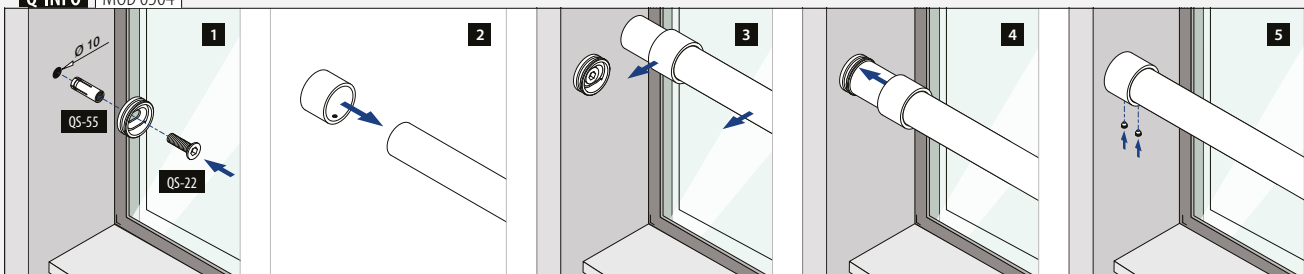
MOD 0900

| | | | | | |
|------------------|---------|-----|--|---------|--|
| 316 | Børstet | | | | |
| OUTDOOR | Ø | X | | | |
| 140900-233-50-12 | 33,7 | 2,0 | | L = 5 m | |

PREFIX

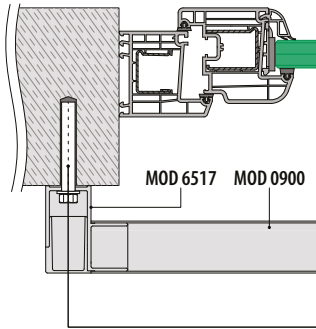


Q-INFO | MOD 0504

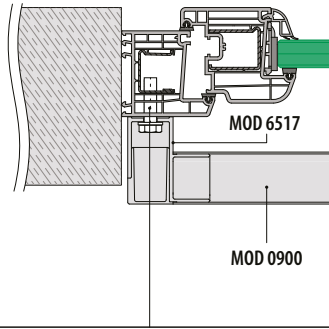


Brystværn Ø33,7 - MOD 6517

Montering af facade



Ramme montering

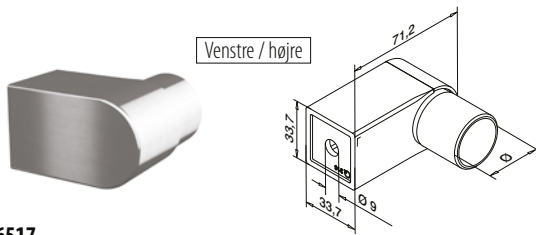


Der henvises til de respektive certifikater og statiske beregninger til specifikationer såsom monteringsdetaljer.

Alle ankre: 457 - 463

Håndlister

Vægflange



MOD 6517

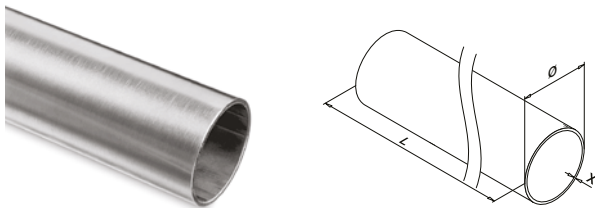
| | | | | |
|----------------|------------|-----------|---|--|
| 316 | Børstet | | | |
| OUTDOOR | Til rør Ø | | | |
| 146517-233-12 | 33,7 x 2,0 | QS-27 472 | 2 | |

NEW

Håndlister

Rør

Q-TUBE

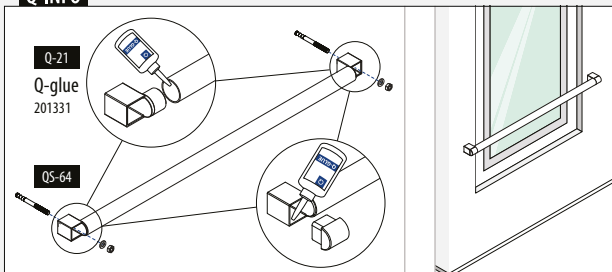


MOD 0900

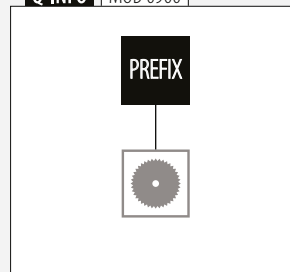
| | | | | |
|------------------|---------|-----|---------|--|
| 316 | Børstet | | | |
| OUTDOOR | Ø | X | | |
| 140900-233-50-12 | 33,7 | 2,0 | L = 5 m | |



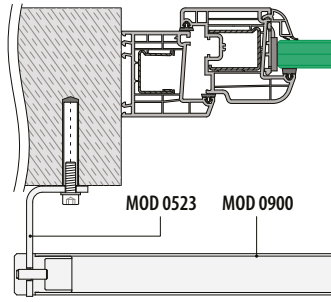
Q-INFO



Q-INFO MOD 0900



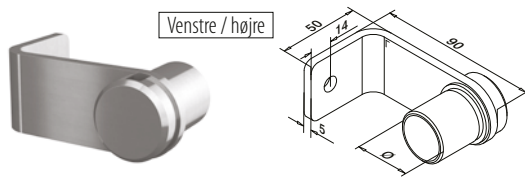
Montering af facade



Der henvises til de respektive certifikater og statiske beregninger til specifikationer såsom monteringsdetaljer.

Håndlister

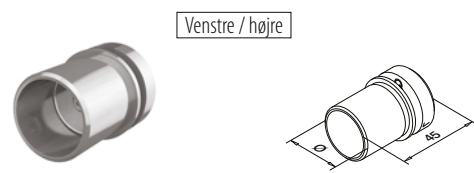
Vægflange



MOD 0523

| | | | | |
|----------------|------------------|-----------|---|--|
| 316 | Børstet | | | |
| OUTDOOR | Til rør Ø | | | |
| 140523-033-12 | 33,7 x 2,0 | QS-30 472 | 2 | |

NEW



MOD 3523

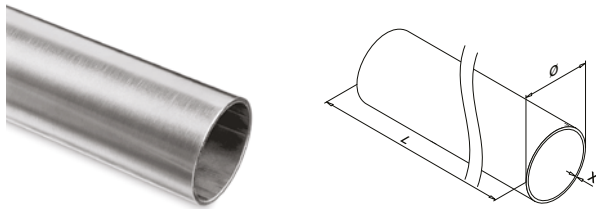
| | | | | |
|----------------|------------------|--|---|--|
| 316 | Børstet | | | |
| OUTDOOR | Til rør Ø | | | |
| 143523-033-12 | 33,7 x 2,0 | | 2 | |

NEW

Håndlister

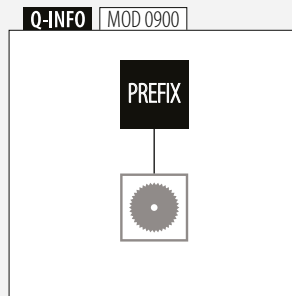
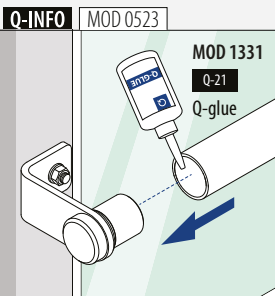
Rør

Q-TUBE



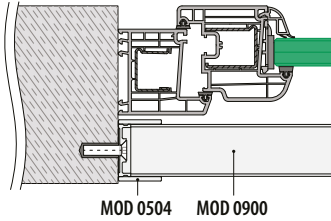
MOD 0900

| | | | | |
|------------------|----------|----------|---------|--|
| 316 | Børstet | | | |
| OUTDOOR | Ø | X | | |
| 140900-233-50-12 | 33,7 | 2,0 | L = 5 m | |



Brystværn Ø42,4 - MOD 0504

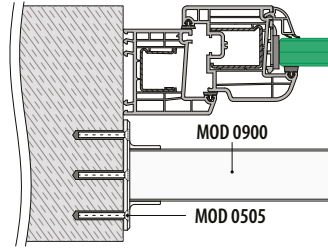
Montering i muren omkring vinduet



Der henvises til de respektive certifikater og statiske beregninger til specifikationer såsom monteringsdetaljer.

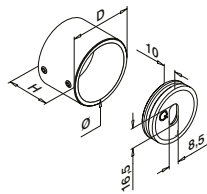
Brystværn Ø42,4 - MOD 0505

Montering i muren omkring vinduet



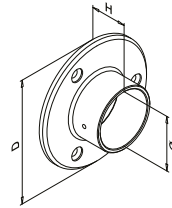
Der henvises til de respektive certifikater og statiske beregninger til specifikationer såsom monteringsdetaljer.

Vægflange



MOD 0504

| | | | | | | |
|----------------|---------|----|----|-------|-------------|-------|
| 316 | Børstet | | | | | |
| OUTDOOR | Ø | D | H | | | |
| 140504-042-12 | 42,4 | 50 | 35 | QS-55 | 470 / QS-22 | 472 2 |



MOD 0505

| | | | | | | |
|----------------|-----------|----|----|-------|-----|---|
| 316 | Børstet | | | | | |
| OUTDOOR | Til rør Ø | D | H | | | |
| 140505-042-12 | 42,4 | 95 | 30 | QS-50 | 471 | 2 |

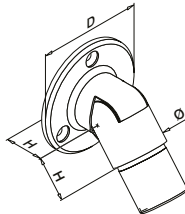


Vægflange

Justerbar



0 - 50°



MOD 0506

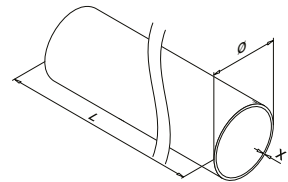
| | | | | | | |
|----------------|------------|----|----|-------|-----|---|
| 316 | Børstet | | | | | |
| OUTDOOR | Til rør Ø | D | H | | | |
| 140506-042-12 | 42,4 x 2,0 | 75 | 30 | QS-50 | 471 | 2 |



International Design Model Protection

Rør

Q-TUBE

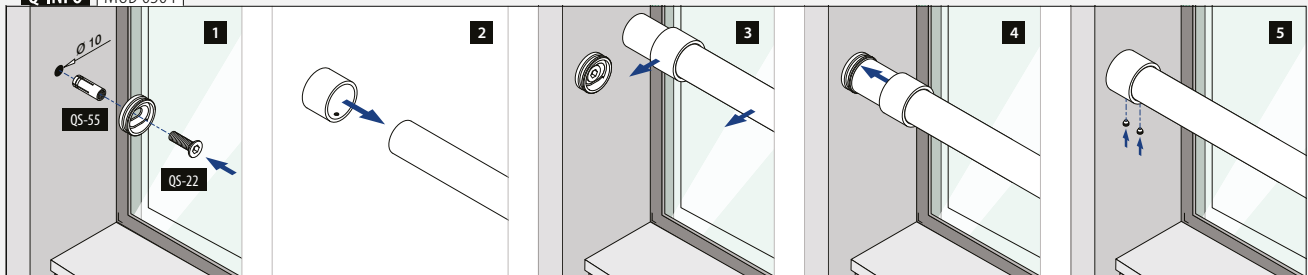


MOD 0900

| | | | | | | |
|------------------|---------|-----|--|--|---------|--|
| 316 | Børstet | | | | | |
| OUTDOOR | Ø | X | | | | |
| 140900-242-50-12 | 42,4 | 2,0 | | | L = 5 m | |

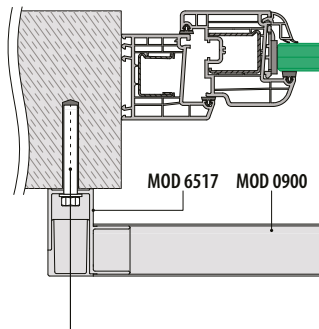


Q-INFO | MOD 0504

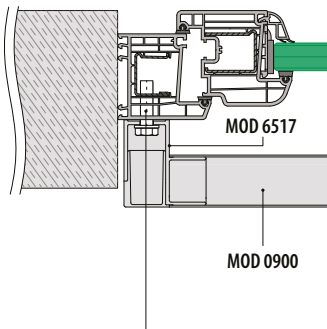


Brystværn Ø42,4 - MOD 6517

Montering af facade



Ramme montering

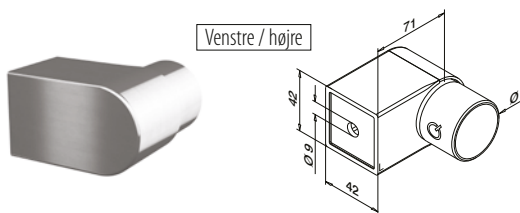


Der henvises til de respektive certifikater og statiske beregninger til specifikationer såsom monteringsdetaljer.

Alle ankre: 457 - 463

Håndlister

Vægflange



MOD 6517

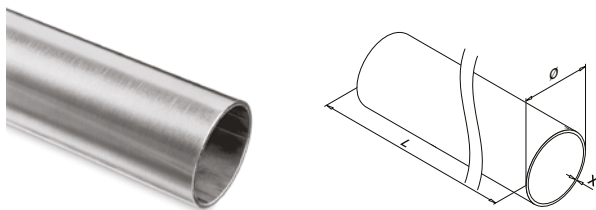
| | | | | |
|----------------|------------|-----------|---|--|
| 316 | Børstet | | | |
| OUTDOOR | Til rør Ø | | | |
| 146517-242-12 | 42,4 x 2,0 | QS-27 472 | 2 | |

NEW

Håndlister

Rør

Q-TUBE

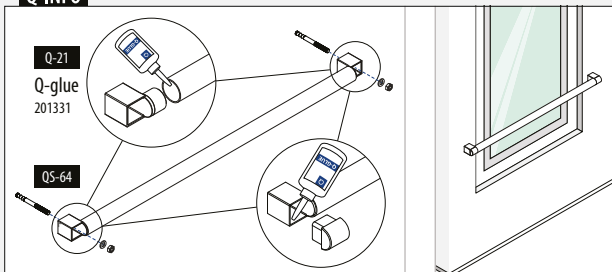


MOD 0900

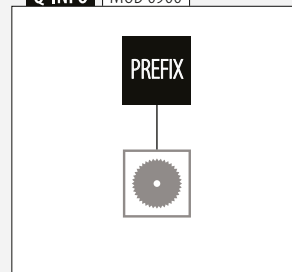
| | | | | |
|------------------|---------|-----|---------|--|
| 316 | Børstet | | | |
| OUTDOOR | Ø | X | | |
| 140900-242-50-12 | 42,4 | 2,0 | L = 5 m | |



Q-INFO



Q-INFO MOD 0900





EASY ALU- TREMMEGELÆNDER

Easy Alu-tremmegelændere er designet til at passe til en bred vifte af nybyggerier og renoveringsprojekter. De fås i et udvalg af pulverlakerede RAL-farver, så du uden problemer kan matche dem med din kundes farveskema. Denne mulighed er tilgængelig efter anmodning.



3

Q-LIGHTS SYSTEMER

Q-lights Spotlight ————— 236 - 237, 260 - 262, 265
Q-lights Linear Light ————— 238 - 265



- Designet til:** Let til kraftig belastning (IK10 hærværkssikret)
- Brug:** Indendørs og udendørs (IP00 - IP66)
- Varianter:** 24 V og 48 V varm, neutral og kold hvid lys; RGB på anmodning (Linear Light), også 3000 / 5000 K, 12 V (Spotlight)
- Anvendelse:** Glasgelændere, stolpegelændere, væggelænder
- Materiale:** Aluminium, rustfrit stål 304 og 316

Find alle oplysninger om Spotlight online:



<https://q-ne.ws/Spotlight23>

Find alle oplysninger om Linear Light online:



<https://q-ne.ws/LinearLight23>

Q-LIGHTS SYSTEMER



Q-lights Spotlight



Q-lights Linear Light


Omdan gelænderet og øg sikkerheden

Når du giver gelænderet en veldesignet belysning, skaber du ikke blot en særlig atmosfære, du gør det også mere sikkert for brugerne. Q-lights Spotlight og Q-lights Linear Light tilbyder et spændende udvalg af lyseffekter. Begge LED-systemer kan nemt føjes til dit valgte Q-railing gelænder.

Internationalt testet/beregnet/certificeret:



- 1 Den LED-striber muliggør ekstremt rene linjer af lys med høj tæthed.
- 2 LED-striber som er op til 30 m lange.
- 3 Styrk sikkerheden ved at tilføje lys på dine gelændere. Q-lights får gelændere og gangbroer til at skille sig endnu mere ud både i indendørs og udendørs omgivelser.



Q-LIGHTS - VARIANTER

Spotlight til håndlister

- Til rør i rustfrit stål (Ø 42,4 eller 48,3 mm)
- Håndlistestøtter, håndlisteadaptere og vægflanger med ledningsrør
- Koldt hvidt lys (5000 K, 12 V), varmt hvidt lys (3000 K, 12 V)

236 - 237, 260 - 262, 265

Linear Light til glaslisterør

- LED- striber i længder på 5 og 30 meter
- Placer systemets LED-strips foran eller bagved glasset
- Transparente eller matte plastik-afdækninger
- Varmt eller køligt hvidt lys (24 V og 48 V), RGB-strips på forespørgsel

238 - 255

Linear Light til håndlister

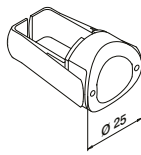
- LED- striber i længder på 5 og 30 meter
- Håndlistestøttere med ledningsrør
- Specielle adaptere til montering på håndlistestøtter
- Transparente eller matte plastik-afdækninger
- Varmt eller køligt hvidt lys (24 V og 48 V), RGB-strips på forespørgsel

238 - 253, 256 - 265

Til rørdiameter Ø 42,4 x 2,0 mm



Asymmetrisk lyskegle
Farvetemp. 3000K + 5000K
50.000 timers lys



MOD 0051

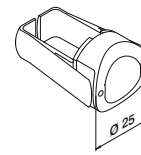
| INDOOR | Farve (K) | Elektr. specifikationer | |
|------------------|-----------|-------------------------|---|
| 190051-242-20-30 | Varm hvid | 0,5W, 12V, 40mA, 22lm | 1 |
| 190051-242-20-50 | Kold hvid | 0,5W, 12V, 40mA, 22lm | 1 |



Til rørdiameter Ø 48,3 x 2,0 mm



Asymmetrisk lyskegle
Farvetemp. 3000K + 5000K
50.000 timers lys



MOD 0051

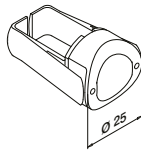
| INDOOR | Farve (K) | Elektr. specifikationer | |
|------------------|-----------|-------------------------|---|
| 190051-248-20-30 | Varm hvid | 0,5W, 12V, 40mA, 22lm | 1 |
| 190051-248-20-50 | Kold hvid | 0,5W, 12V, 40mA, 22lm | 1 |



Til rørdiameter Ø 42,4 x 2,0 mm



Asymmetrisk lyskegle
Farvetemp. 3000K + 5000K
50.000 timers lys



MOD 0051

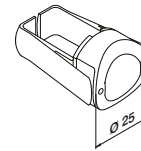
| OUTDOOR | Farve (K) | Elektr. specifikationer | |
|------------------|-----------|-------------------------|---|
| 190051-242-66-30 | Varm hvid | 0,55W, 12V, 45mA, 25lm | 1 |
| 190051-242-66-50 | Kold hvid | 0,55W, 12V, 45mA, 25lm | 1 |

International Design
Model Protection

Til rørdiameter Ø 48,3 x 2,0 mm



Asymmetrisk lyskegle
Farvetemp. 3000K + 5000K
50.000 timers lys

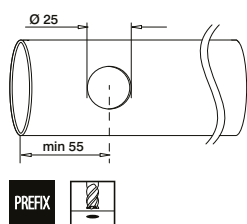


MOD 0051

| OUTDOOR | Farve (K) | Elektr. specifikationer | |
|------------------|-----------|-------------------------|---|
| 190051-248-66-30 | Varm hvid | 0,55W, 12V, 45mA, 25lm | 1 |
| 190051-248-66-50 | Kold hvid | 0,55W, 12V, 45mA, 25lm | 1 |

International Design
Model Protection

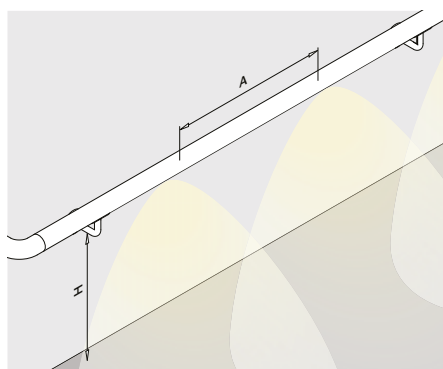
Q-INFO



Vi anbefaler at fræse hullet. Hvis det ikke er muligt, benyttes et trinbor. For at undgå kabelbrud: afgrat borehuller og fjern borerester. Begynd ikke installationen af LED-spotlys, før alle hullerne er blevet afgratet på inder- og ydersiden.

MOD 0900
351MOD 0900
367

Q-INFO



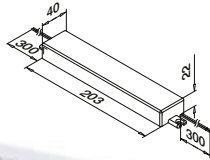
Lysudbytte på gulv/trappe af et 900 mm højt gelænder

Højde (mm) fra fgn (færdigt gulv-niveau): 900mm

| Afstand fra væg (mm) | Afstand (A) mellem LED-spotlys (mm) | | | | | |
|----------------------|-------------------------------------|-------|-------|-------|-------|-------|
| | 400 | | 600 | | 1000 | |
| | IP20 | IP66 | IP20 | IP66 | IP20 | IP66 |
| 0 | 52 lx | 56 lx | 35 lx | 37 lx | 20 lx | 22 lx |
| 600 | 32 lx | 35 lx | 22 lx | 24 lx | 13 lx | 14 lx |

Q-railing anbefaler 600 mm afstand mellem LED-spotlys for at opnå det bedste lysudbytte.

Alle kalkulationer vedrørende lys, skal betragtes som guidelines efter som regler og lovgivning er forskellig, vi anbefaler at man kontakter en elektriker for nærmere information om lovgivning og sikring af projektet.



Transformer 12V
220...240V~, CE, uden stik



MOD 0013

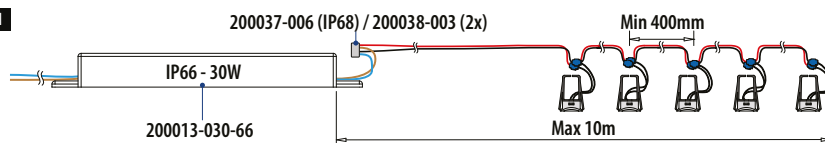
| IN/OUTDOOR | P | |
|---------------|-----|---|
| 200013-030-66 | 30W | 1 |



Q-INFO

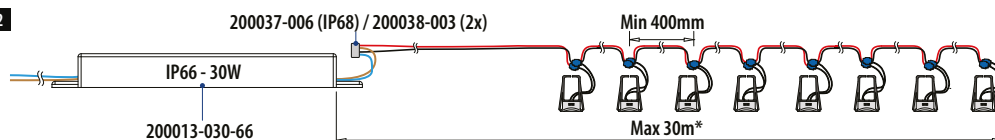
Indendørs / udendørs

1




MOD 0051
1 - 25 LED-spotlys

2



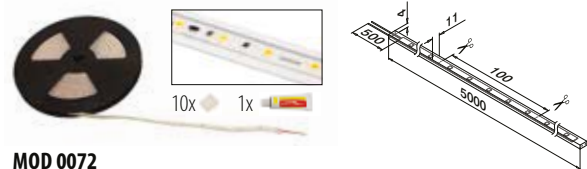
MOD 0051
1 - 50 LED-spotlys

* EMI/EMC-overholdelse skal tages i betragtning




MOD 0070

| INDOOR | Farve (K) | LED/m | W | Φ (lm/m) | ☐ |
|---------------|-----------|-------|----|----------|---------|
| 190070-050-27 | Varm hvid | 70 | 14 | 350 | L = 5 m |
| 190070-050-65 | Kold hvid | 70 | 14 | 370 | L = 5 m |



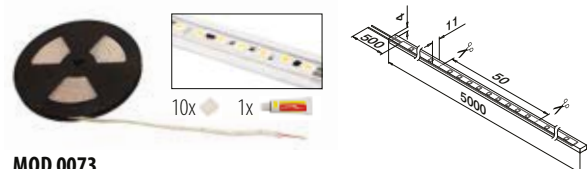
MOD 0072

| OUTDOOR | Farve (K) | LED/m | W | Φ (lm/m) | ☐ |
|---------------|-----------|-------|----|----------|---------|
| 190072-050-30 | Varm hvid | 70 | 14 | 350 | L = 5 m |
| 190072-050-65 | Kold hvid | 70 | 14 | 360 | L = 5 m |



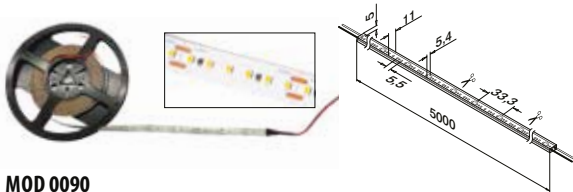
MOD 0071

| INDOOR | Farve (K) | LED/m | W | Φ (lm/m) | ☐ |
|---------------|-----------|-------|------|----------|---------|
| 190071-050-27 | Varm hvid | 140 | 27,5 | 660 | L = 5 m |
| 190071-050-65 | Kold hvid | 140 | 27,5 | 680 | L = 5 m |



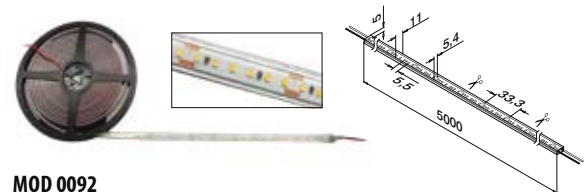
MOD 0073

| OUTDOOR | Farve (K) | LED/m | W | Φ (lm/m) | ☐ |
|---------------|-----------|-------|------|----------|---------|
| 190073-050-30 | Varm hvid | 140 | 27,5 | 640 | L = 5 m |
| 190073-050-65 | Kold hvid | 140 | 27,5 | 650 | L = 5 m |



MOD 0090

| INDOOR | Farve (K) | LED/m | W | Φ (lm/m) | ☐ |
|---------------|----------------|-------|----|----------|---------|
| 190090-050-40 | Neutralt hvidt | 180 | 30 | 650 | L = 5 m |



MOD 0092

| OUTDOOR | Farve (K) | LED/m | W | Φ (lm/m) | ☐ |
|---------------|----------------|-------|----|----------|---------|
| 190092-050-40 | Neutralt hvidt | 180 | 30 | 650 | L = 5 m |

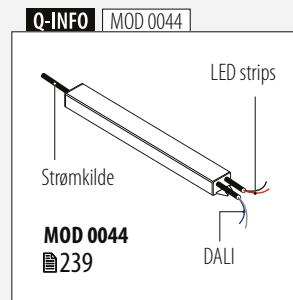
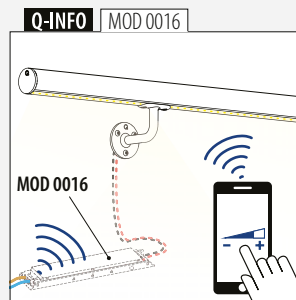


Q-LIGHTS SYSTEMER

Q-LIGHTS - LINEAR LIGHT 24V

Q-INFO

| |
|----------------------------|
| MOD 0070 / 0072: 70 LED/m |
| MOD 0071 / 0073: 140 LED/m |
| MOD 0090 / 0092: 180 LED/m |



Q-INFO

LED STRIP INFORMATION

- Alle striber er fortrådede én gang. Til yderligere forbindelser skal du bruge et tilslutningskabel (☐ 240-242).
- Hver stribe kan skæres/klippes over med en saks, ved de forberedte punkter på striben.
- LED strips kan skæres/klippes over og forbindes med en forbinder (☐ 240-242).
- Alle modeller er velegnede, som forbinder til Linear Light glaslisterør (☐ 254-255) og Linear Light håndlister (☐ 256-265).

Transformere

Transformer 24V
til Q-lights Linear Light IP20
220...240V~



| | | | |
|-----------------|----------|----|---|
| MOD 0015 | | | |
| INDOOR | P | | |
| 200015-100-20 | 100W | | 1 |
| NEW | IP20 | CE | |

Transformer 24V
til Q-lights Linear Light IP67
220...240V~



| | | | |
|-----------------|----------|--|---|
| MOD 0015 | | | |
| OUTDOOR | P | | |
| 200015-100-67 | 100W | | 1 |
| IP67 | CE | | |

Transformer med bluetooth styreenhed 24V
til Q-lights Linear Light IP20
220...240V~



| | | | |
|-----------------|----------|--|---|
| MOD 0016 | | | |
| INDOOR | P | | |
| 200016-080 | 80W | | 1 |
| IP20 | CE | | |

Transformer 24V med DALI
til Q-lights Linear Light IP67
220...240V~ CE



| | | | |
|-----------------|----------|----|------|
| MOD 0044 | | | |
| OUTDOOR | P | | |
| 200044-100-67 | 100W | | 1 |
| NEW | IP67 | CE | DALI |

Q-LIGHTS SYSTEMER

Q-LIGHTS - FORBINDELSESTEKNOLOGI

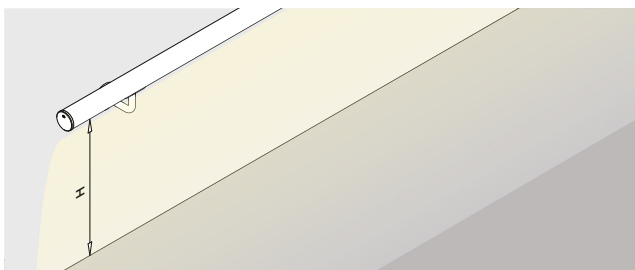
Q-INFO | MOD 007x / 009x

Specifikationsoversigt over Q-lights Linear Light LED strips

| LED strips | IP | V | W | W/m | K | Colour | lm | lm/m | LED/m | L (mm) | L _{mm} (mm) | ☐ | ☐ | CRI | β | |
|---------------|----|----|------|-----|------|----------------|------|------|-------|--------|----------------------|-------|---|----------|-----|----|
| 190070-050-27 | 00 | 24 | 14 | 2,8 | 2700 | varm hvid | 1750 | 350 | 120 | 70 | 5000 | 100 | ✓ | 50.000 h | >80 | 20 |
| 190070-050-65 | 00 | 24 | 14 | 2,8 | 6500 | kold hvid | 1850 | 370 | 120 | 70 | 5000 | 100 | ✓ | 50.000 h | >80 | 20 |
| 190072-050-30 | 66 | 24 | 14 | 2,8 | 3000 | varm hvid | 1750 | 350 | 120 | 70 | 5000 | 100 | ✓ | 50.000 h | >80 | 20 |
| 190072-050-65 | 66 | 24 | 14 | 2,8 | 6500 | kold hvid | 1800 | 360 | 120 | 70 | 5000 | 100 | ✓ | 50.000 h | >80 | 20 |
| 190071-050-27 | 00 | 24 | 27,5 | 5,5 | 2700 | varm hvid | 3100 | 620 | 120 | 140 | 5000 | 50 | ✓ | 50.000 h | >80 | 50 |
| 190071-050-65 | 00 | 24 | 27,5 | 5,5 | 6500 | kold hvid | 3400 | 680 | 120 | 140 | 5000 | 50 | ✓ | 50.000 h | >80 | 50 |
| 190073-050-30 | 66 | 24 | 27,5 | 5,5 | 3000 | varm hvid | 3200 | 640 | 120 | 140 | 5000 | 50 | ✓ | 50.000 h | >80 | 50 |
| 190073-050-65 | 66 | 24 | 27,5 | 5,5 | 6500 | kold hvid | 3250 | 650 | 120 | 140 | 5000 | 50 | ✓ | 50.000 h | >80 | 50 |
| 190090-050-40 | 20 | 24 | 30 | 6 | 4000 | neutralt hvidt | 3250 | 650 | 120 | 180 | 5000 | 33,33 | ✓ | 50.000 h | 94 | 50 |
| 190092-050-40 | 54 | 24 | 30 | 6 | 4000 | neutralt hvidt | 3250 | 650 | 120 | 180 | 5000 | 33,33 | ✓ | 50.000 h | 94 | 50 |

| | | | | | | | |
|--------------|---------------------|---------------|-----------------------------|-------------|--------------------|--------------|------------------------|
| IP... | Tæthedsklasse | W/m | Nominelt watt-tal pr. meter | lm | Lumen | LED/m | Antal LED'er pr. meter |
| V | Nominal spænding | K | Farvetemperatur | lm/m | Lysstrøm pr. meter | ☐ | Dæmpbar |
| W | Nominal wattforbrug | Colour | Lysfarve | ☐ | Udstrålingsvinkel | ☐ | Levetid |

Q-INFO | MOD 007x



Lux (lx) forklaring

| | | | |
|----------------------------|--------------|---------------------------------|----------|
| Direkte sollys | = 100.000 lx | Gangbelysning | = 100 lx |
| Overskyet dag, | = 1.000 lx | Gadebelysning | = 10 lx |
| typisk tv-studie belysning | | Stearinlys ca. 1 meters afstand | = 1 lx |

Alle kalkulationer vedrørende lys, skal betragtes som guidelines efter som regler og lovgivning er forskellig, vi anbefaler at man kontakter en elektriker for nærmere information om lovgivning og sikring af projektet.

Lysudbytte på gulv/trappe

| | Højde (mm) fra fgn (færdigt gulv-niveau) | | | |
|---------------|--|--------|--------|--------|
| | 900 | 1000 | 1100 | 1200 |
| 190070-050-27 | 125 lx | 106 lx | 90 lx | 78 lx |
| 190070-050-65 | 144 lx | 113 lx | 94 lx | 82 lx |
| 190072-050-30 | 106 lx | 90 lx | 75 lx | 66 lx |
| 190072-050-65 | 111 lx | 94 lx | 78 lx | 69 lx |
| 190071-050-27 | 203 lx | 172 lx | 144 lx | 121 lx |
| 190071-050-65 | 223 lx | 198 lx | 151 lx | 131 lx |
| 190073-050-30 | 203 lx | 172 lx | 120 lx | 92 lx |
| 190073-050-65 | 217 lx | 184 lx | 130 lx | 100 lx |
| 190090-050-40 | 163 lx | 139 lx | 120 lx | 104 lx |
| 190092-050-40 | 163 lx | 139 lx | 120 lx | 104 lx |

Universel forbinder strip til strip

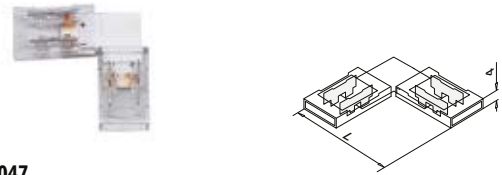


MOD 0046

| INDOOR | For MOD | V | |
|------------|------------|---------|---|
| 200046-008 | 0070, 0071 | 24 / 48 | 1 |
| 200046-010 | 0080, 0090 | 24 / 48 | 1 |

NEW IP20

Universel hjørneforbinder

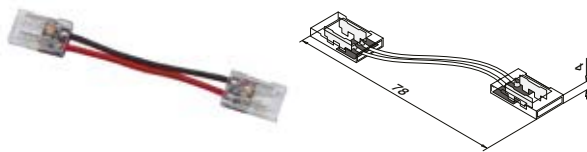


MOD 0047

| INDOOR | For MOD | V | L | |
|------------|------------|---------|----|---|
| 200047-008 | 0070, 0071 | 24 / 48 | 25 | 1 |
| 200047-010 | 0080, 0090 | 24 / 48 | 30 | 1 |

NEW IP20

Universel flex-forbinder




MOD 0048

| INDOOR | For MOD | V | |
|------------|------------|---------|---|
| 200048-008 | 0070, 0071 | 24 / 48 | 1 |
| 200048-010 | 0080, 0090 | 24 / 48 | 1 |

NEW IP20

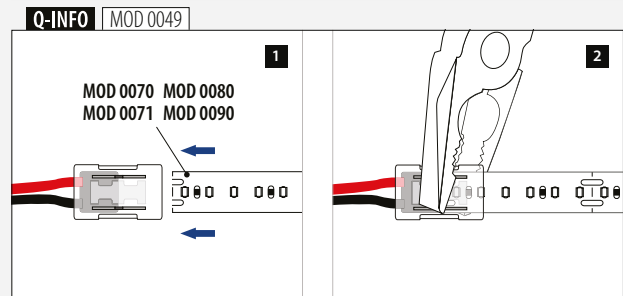
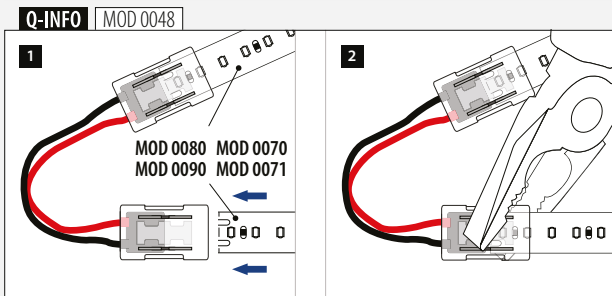
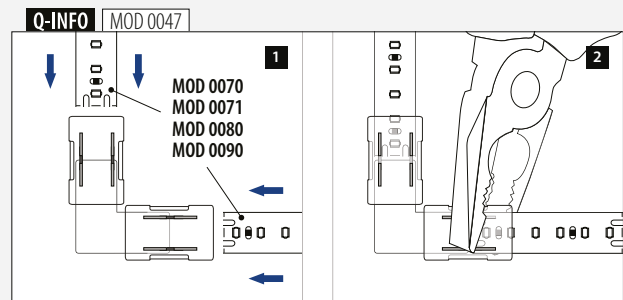
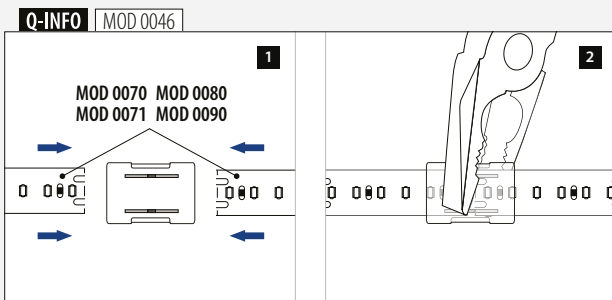
Universelt forbindelseskabel



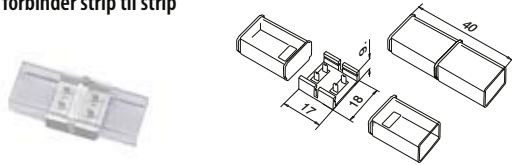
MOD 0049

| INDOOR | For MOD | V | |
|------------|------------|---------|---|
| 200049-008 | 0070, 0071 | 24 / 48 | 1 |
| 200049-010 | 0080, 0090 | 24 / 48 | 1 |

NEW IP20



Universel forbinder strip til strip




MOD 0053

| OUTDOOR | For MOD | V | |
|---------|------------------------|---------|---|
| 200053 | 0072, 0073, 0082, 0092 | 24 / 48 | 1 |



Universel flex-forbinder

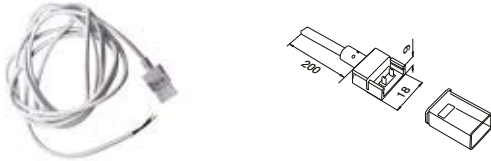


MOD 0054

| OUTDOOR | For MOD | V | |
|---------|------------------------|---------|---|
| 200054 | 0072, 0073, 0082, 0092 | 24 / 48 | 1 |



Universelt forbindelseskabel

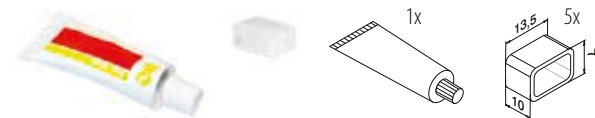


MOD 0055

| OUTDOOR | For MOD | V | |
|---------|------------------------|---------|---|
| 200055 | 0072, 0073, 0082, 0092 | 24 / 48 | 1 |



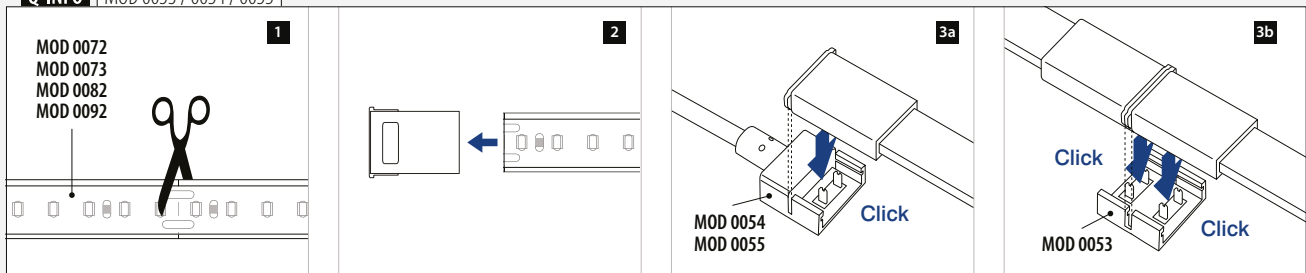
Silikone + endekapper



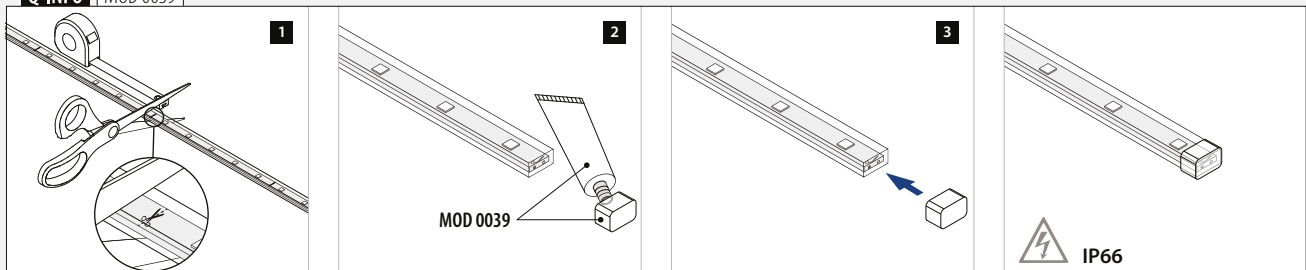
MOD 0039

| OUTDOOR | |
|---------|---|
| 200039 | 1 |

Q-INFO | MOD 0053 / 0054 / 0055



Q-INFO | MOD 0039




LED strip tilslutningskabel
til MOD 0070 / 0071



| MOD 0020 | INDOOR | V | L | |
|-----------|--------|----|-----|---|
| 200020-20 | | 24 | 500 | 1 |

IP20


LED strip tilslutningskabel
til MOD 0072 / 0073



| MOD 0020 | OUTDOOR | V | L | |
|-----------|---------|-----|-----|---|
| 200020-54 | | 24V | 500 | 1 |

IP54

LED strip forbinder



| MOD 0018 | INDOOR | | |
|----------|--------|---|--|
| 200018 | | 1 | |

IP20

LED strip tilslutningskabel



| MOD 0019 | INDOOR | | |
|----------|--------|---|--|
| 200019 | | 1 | |

SELL OUT

IP20

LED forbinder
til LED strip MOD 0072 / 0073

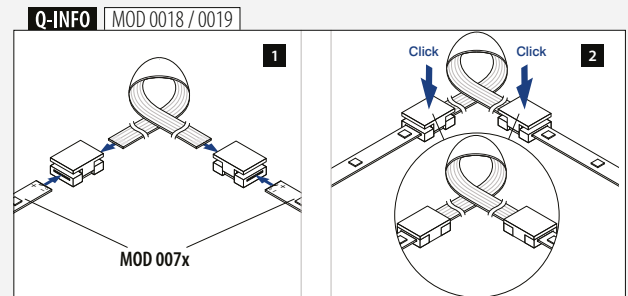
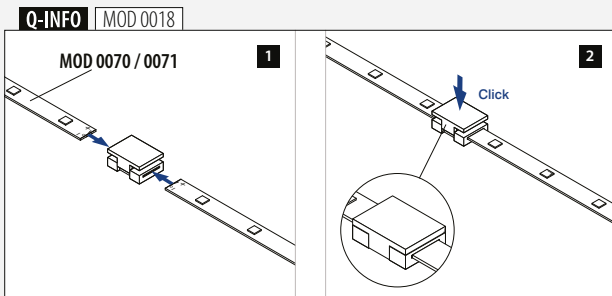
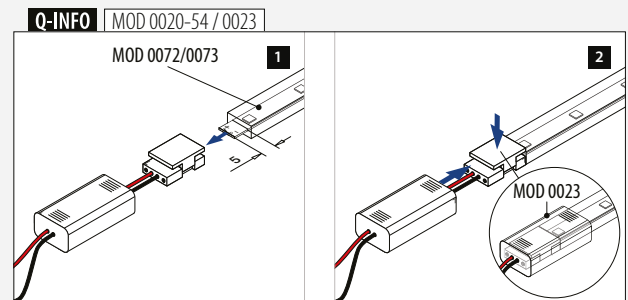
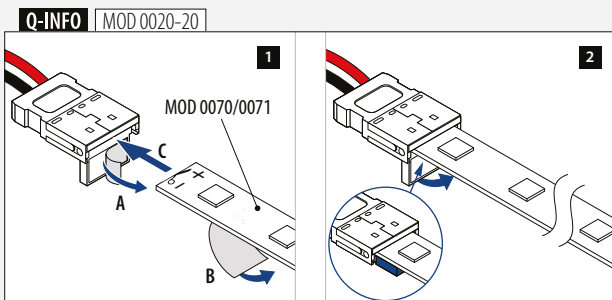


| MOD 0023 | OUTDOOR | | |
|----------|---------|---|--|
| 200023 | | 1 | |

IP54



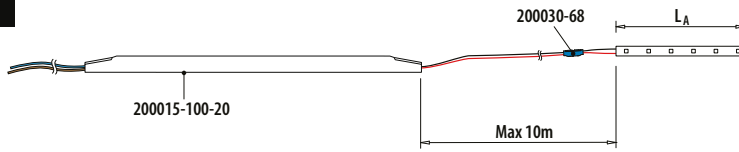
SELL OUT Kun så længe lager haves.



Q-INFO | MOD 0070/0071

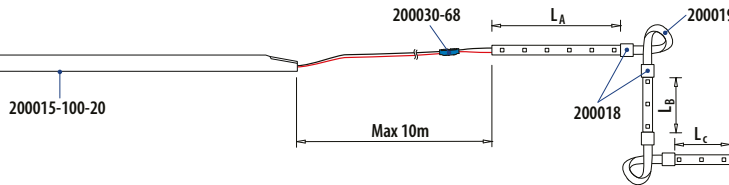
Indendørs

1



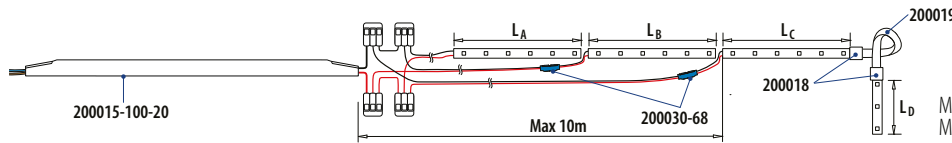
MOD 0070/0071
 $L_A \leq 5,00$ m

2



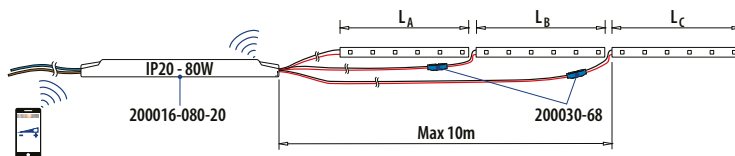
MOD 0070/0071
 $L_A + L_B + L_C \leq 5,00$ m

3A



MOD 0070/0071
 $L_A \leq 5,00$ m
 $L_B \leq 5,00$ m
 $L_C + L_D \leq 5,00$ m
 MOD 0070: $L_A + L_B + L_C + L_D \leq 20,00$ m
 MOD 0071: $L_A + L_B + L_C + L_D \leq 15,00$ m

3B

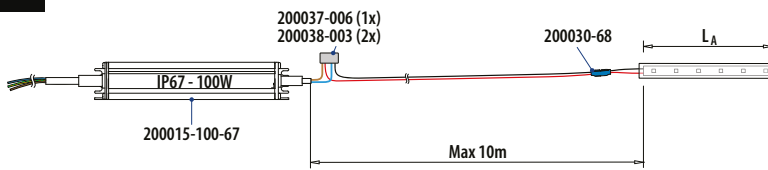


MOD 0070/0071
 $L_A + L_B \leq 5,00$ m
 $L_C \leq 5,00$ m
 $L_D \leq 5,00$ m
 MOD 0070: $L_A + L_B + L_C + L_D \leq 15,00$ m
 MOD 0071: $L_A + L_B + L_C + L_D \leq 13,50$ m

Q-INFO | MOD 0072/0073

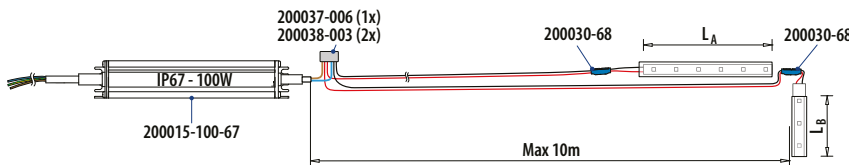
Udendørs

4



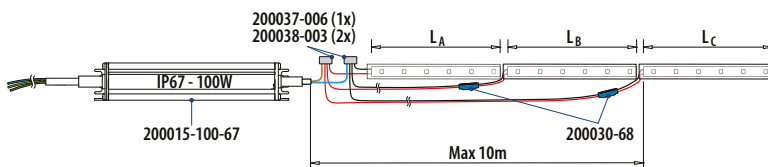
MOD 0072/0073
 $L_A + L_B + L_C \leq 5,00$ m

5



MOD 0072/0073
 $L_A \leq 5,00$ m
 $L_B \leq 5,00$ m
 $L_C + L_D \leq 5,00$ m
 $L_A + L_B + L_C + L_D \leq 15,00$ m

6

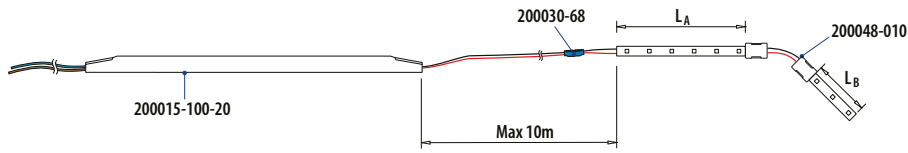


MOD 0072/0073
 $L_A \leq 5,00$ m
 $L_B \leq 5,00$ m
 $L_C + L_D \leq 5,00$ m
 $L_A + L_B + L_C + L_D \leq 15,00$ m

Q-INFO | MOD 0090

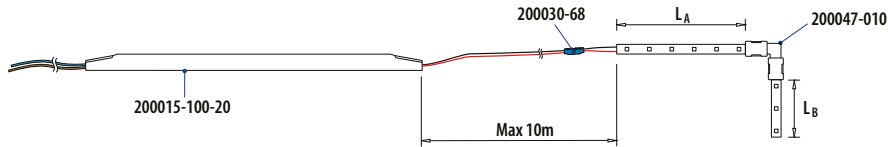
Indendørs

1



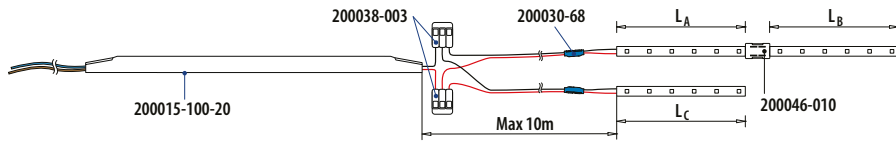
MOD 0090
 $L_A \leq 5,00 \text{ m}$
 $L_B \leq 5,00 \text{ m}$
 $L_A + L_B \leq 10,00 \text{ m}$

2



MOD 0090
 $L_A \leq 5,00 \text{ m}$
 $L_B \leq 5,00 \text{ m}$
 $L_A + L_B \leq 10,00 \text{ m}$

3

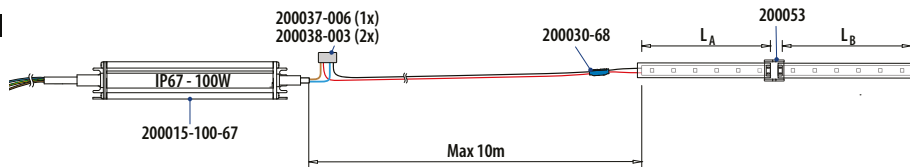


MOD 0090
 $L_A \leq 5,00 \text{ m}$
 $L_B \leq 5,00 \text{ m}$
 $L_A + L_B \leq 10,00 \text{ m}$
 $L_A + L_B + L_C \leq 15,00 \text{ m}$

Q-INFO | MOD 0092

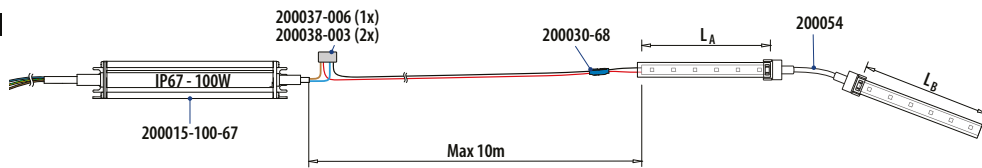
Udendørs

4



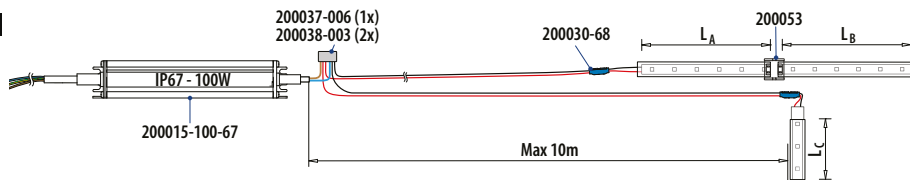
MOD 0092
 $L_A + L_B \leq 10,00 \text{ m}$

5

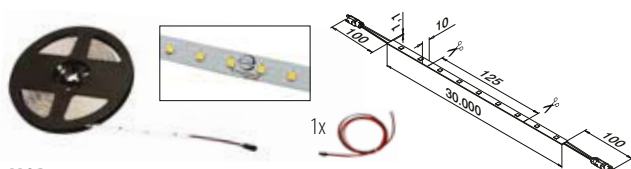


MOD 0092
 $L_A + L_B \leq 10,00 \text{ m}$

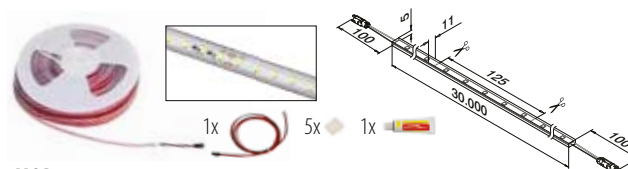
6



MOD 0092
 $L_A \leq 5,00 \text{ m}$
 $L_B \leq 5,00 \text{ m}$
 $L_A + L_B \leq 10,00 \text{ m}$
 $L_A + L_B + L_C \leq 15,00 \text{ m}$

**MOD 0080**

| INDOOR | Farve (K) | LED/m | W | Φ (lm/m) | ☐ |
|---------------|-----------|-------|-----|----------|----------|
| 190080-300-30 | Varm hvid | 84 | 117 | 424 | L = 30 m |
| 190080-300-65 | Kold hvid | 84 | 117 | 437 | L = 30 m |

**MOD 0082**

| OUTDOOR | Farve (K) | LED/m | W | Φ (lm/m) | ☐ |
|---------------|-----------|-------|-----|----------|----------|
| 190082-300-30 | Varm hvid | 84 | 117 | 390 | L = 30 m |
| 190082-300-65 | Kold hvid | 84 | 117 | 402 | L = 30 m |

**Q-INFO****LED STRIP INFORMATION**

- Alle striber er fortrådede én gang. Til yderligere forbindelser skal du bruge et tilslutningskabel (☐ 247-250).
- Hver stribe kan skæres//klippes over med en saks, ved de forberedte punkter på striben.
- LED strips kan skæres/klippes over og forbindes med en forbinder (☐ 247-250).
- Alle modeller er velegnede, som forbinder til Linear Light glaslisterør (☐ 254-255) og Linear Light håndlister (☐ 256-265).

Transformer 48V
til Q-lights Linear Light IP67
220...240V~, CE

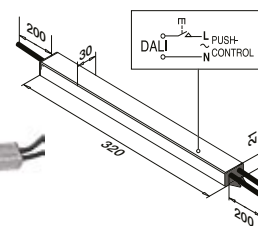


MOD 0017

| OUTDOOR | P | L | W | H | ☐ |
|---------------|-------|-----|------|------|---|
| 200017-060-67 | 60 W | 116 | 67,5 | 36,5 | 1 |
| 200017-150-67 | 150 W | 166 | 67,5 | 40 | 1 |
| 200017-350-67 | 350 W | 227 | 80 | 42 | 1 |



Transformer 48V
til Q-lights Linear Light IP67
220...240V~, CE

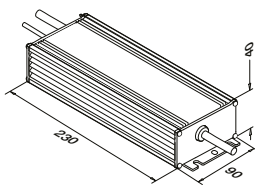


MOD 0045

| OUTDOOR | W | ☐ |
|---------------|-----|---|
| 200045-240-67 | 240 | 1 |



Transformer 48V
til Q-lights Linear Light IP67
220...240V~, CE

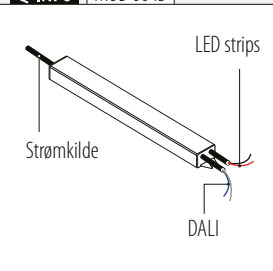


MOD 0045

| OUTDOOR | W | ☐ |
|---------------|-----|---|
| 200045-400-67 | 400 | 1 |



Q-INFO | MOD 0045



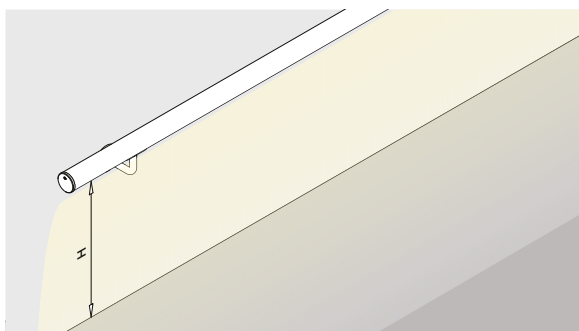
Q-INFO | MOD 008x

Specifikationsoversigt over Q-lights Linear Light LED strips

| LED strips | IP | V | W | W/m | K | Colour | lm | lm/m | ☐ | LED/m | L (mm) | L _{min} (mm) | ☐ | ☐ | CRI | ☐ | |
|---------------|----|----|-----|-----|------|-----------|--------|------|-----|-------|--------|-----------------------|---|---|----------|-----|----|
| 190080-300-30 | 20 | 48 | 117 | 3,9 | 3000 | varm hvid | 12.720 | 424 | 120 | 84 | 30.000 | 125 | ☑ | ☐ | 50.000 h | >80 | 30 |
| 190080-300-65 | 20 | 48 | 117 | 3,9 | 6500 | kold hvid | 13.110 | 437 | 120 | 84 | 30.000 | 125 | ☑ | ☐ | 50.000 h | >80 | 30 |
| 190082-300-30 | 66 | 48 | 117 | 3,9 | 3000 | varm hvid | 11.700 | 390 | 120 | 84 | 30.000 | 125 | ☑ | ☐ | 50.000 h | >80 | 30 |
| 190082-300-65 | 66 | 48 | 117 | 3,9 | 6500 | kold hvid | 12.060 | 402 | 120 | 84 | 30.000 | 125 | ☑ | ☐ | 50.000 h | >80 | 30 |

| | | | |
|------------------------------|--|--------------------------------|-------------------------------------|
| IP... Tæthedsklasse | W/m Nominelt watt-tal pr. meter | lm Lumen | LED/m Antal LED'er pr. meter |
| V Nominel spænding | K Farvetemperatur | lm/m Lysstrøm pr. meter | ☐ Dæmpbar |
| W Nominel wattforbrug | Colour Lysfarve | ☐ Udstrålingsvinkel | ☐ Levetid |

Q-INFO | MOD 008x



Lysudbytte på gulv/trappe

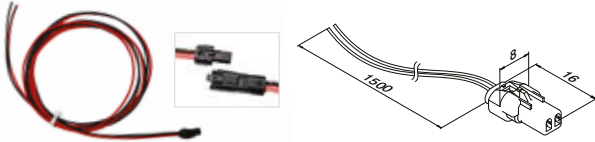
| | Højde (mm) fra fgn (færdigt gulv-niveau) | | | |
|---------------|--|--------|--------|--------|
| | 900 | 1000 | 1100 | 1200 |
| 190080-300-30 | 165 lx | 156 lx | 146 lx | 135 lx |
| 190080-300-65 | 173 lx | 163 lx | 152 lx | 141 lx |
| 190082-300-30 | 154 lx | 145 lx | 136 lx | 124 lx |
| 190082-300-65 | 160 lx | 150 lx | 140 lx | 128 lx |

Lux (lx) forklaring

| | | | |
|----------------------------|--------------|---------------------------------|----------|
| Direkte sollys | = 100.000 lx | Gangbelysning | = 100 lx |
| Overskyet dag, | = 1.000 lx | Gadebelysning | = 10 lx |
| typisk tv-studie belysning | | Stearinlys ca. 1 meters afstand | = 1 lx |

Alle kalkulationer vedrørende lys, skal betragtes som guidelines efter som regler og lovgivning er forskellig, vi anbefaler at man kontakter en elektriker for nærmere information om lovgivning og sikring af projektet.


LED strip tilslutningskabel, hun



| | | | | |
|-----------------|----------|----------|---|--|
| MOD 0032 | | | | |
| OUTDOOR | V | L | | |
| 200032-015-68 | 48 | 1500 | 1 | |


IP68

Silikone + endekapper



| | | | | |
|-----------------|--|--|---|--|
| MOD 0039 | | | | |
| OUTDOOR | | | | |
| 200039 | | | 1 | |


LED strip forbinder



| | | | | |
|-----------------|--|--|---|--|
| MOD 0028 | | | | |
| INDOOR | | | | |
| 200028 | | | 1 | |

IP20

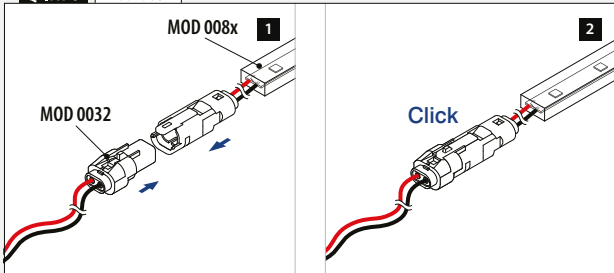
LED strip forbinder



| | | | | |
|-----------------|--|--|---|--|
| MOD 0031 | | | | |
| OUTDOOR | | | | |
| 200031 | | | 1 | |

IP66

Q-INFO MOD 0032

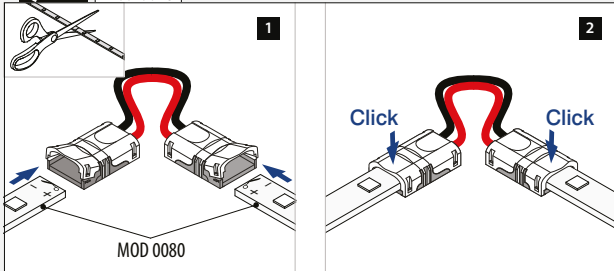


Q-INFO

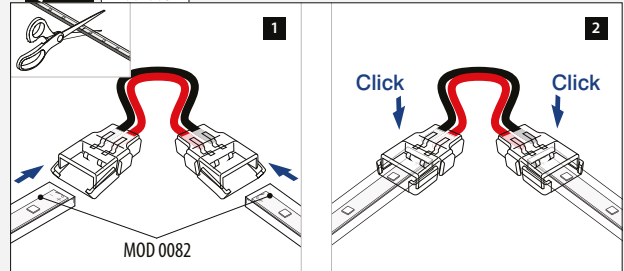
LED STRIP INFORMATION

- Alle LED striber kommer som et sæt indeholdende 1x MOD 0032 og 1x MOD 0039.
- Brug et tværstik (MOD 0035, 248) til yderligere forbindelser og et forbinderkabel.

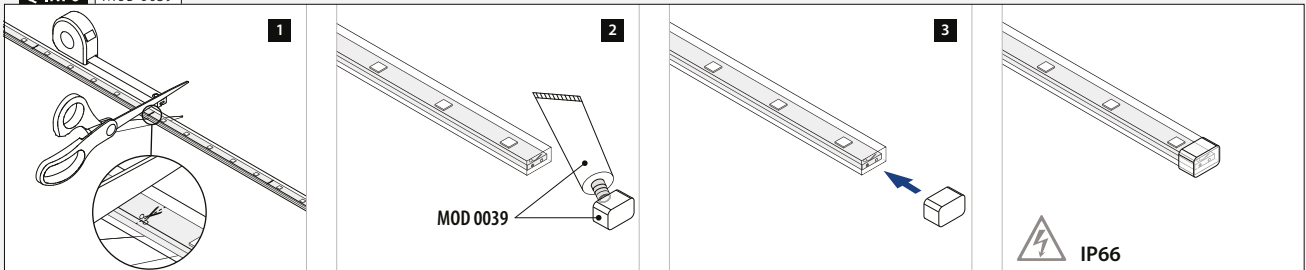
Q-INFO MOD 0028



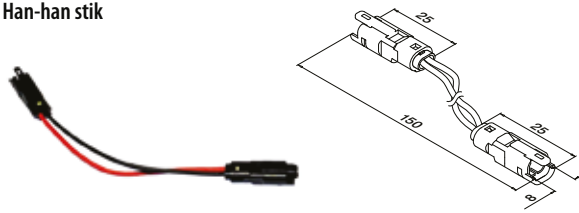
Q-INFO MOD 0031



Q-INFO MOD 0039



Han-han stik



MOD 0035

OUTDOOR

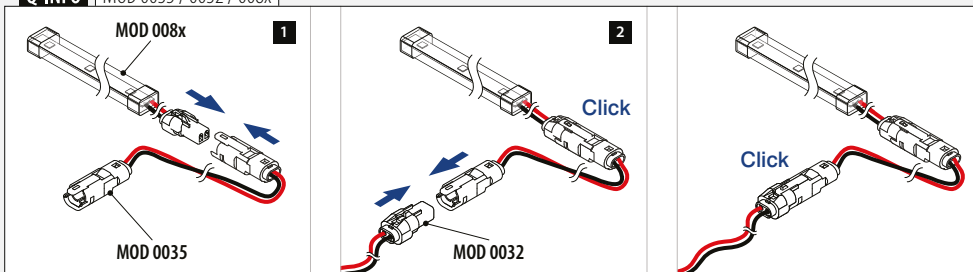


200035

1

IP68

Q-INFO | MOD 0035 / 0032 / 008x



Universel forbinder strip til strip

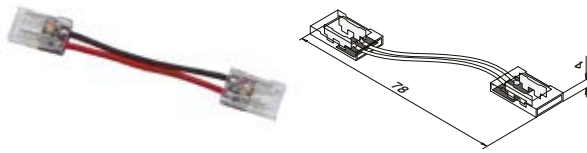


MOD 0046

| INDOOR | For MOD | V | |
|------------|------------|---------|---|
| 200046-008 | 0070, 0071 | 24 / 48 | 1 |
| 200046-010 | 0080, 0090 | 24 / 48 | 1 |

NEW IP20

Universel flex-forbinder

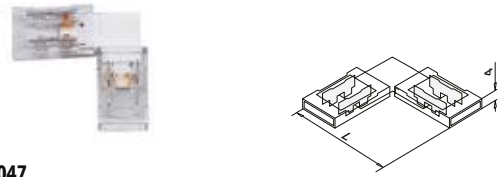


MOD 0048

| INDOOR | For MOD | V | |
|------------|------------|---------|---|
| 200048-008 | 0070, 0071 | 24 / 48 | 1 |
| 200048-010 | 0080, 0090 | 24 / 48 | 1 |

NEW IP20

Universel hjørneforbinder




MOD 0047

| INDOOR | For MOD | V | L | |
|------------|------------|---------|----|---|
| 200047-008 | 0070, 0071 | 24 / 48 | 25 | 1 |
| 200047-010 | 0080, 0090 | 24 / 48 | 30 | 1 |

NEW IP20

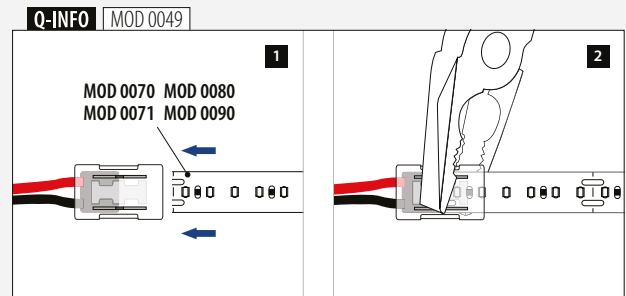
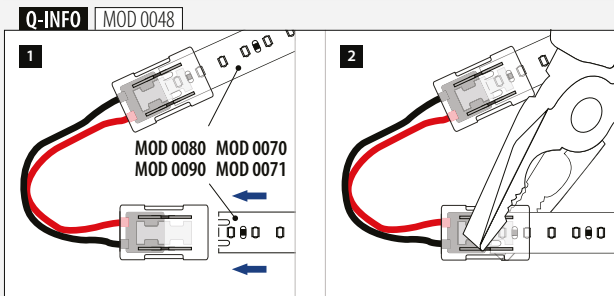
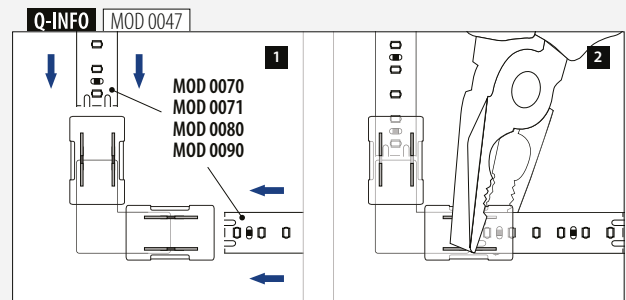
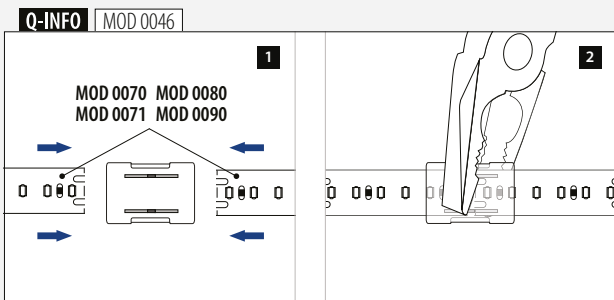
Universelt forbindelseskabel



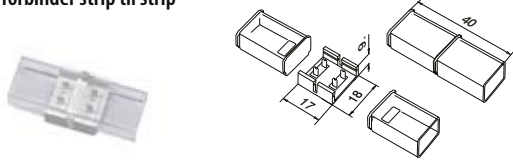
MOD 0049

| INDOOR | For MOD | V | |
|------------|------------|---------|---|
| 200049-008 | 0070, 0071 | 24 / 48 | 1 |
| 200049-010 | 0080, 0090 | 24 / 48 | 1 |

NEW IP20



Universel forbinder strip til strip




MOD 0053

| OUTDOOR | For MOD | V | |
|---------|------------------------|---------|---|
| 200053 | 0072, 0073, 0082, 0092 | 24 / 48 | 1 |

NEW IP68

Universel flex-forbinder

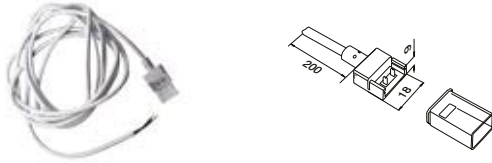


MOD 0054

| OUTDOOR | For MOD | V | |
|---------|------------------------|---------|---|
| 200054 | 0072, 0073, 0082, 0092 | 24 / 48 | 1 |

NEW IP68

Universelt forbindelseskabel

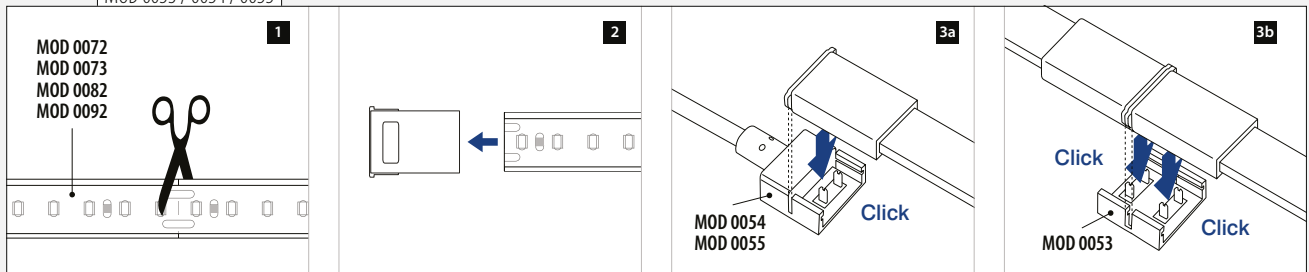


MOD 0055

| OUTDOOR | For MOD | V | |
|---------|------------------------|---------|---|
| 200055 | 0072, 0073, 0082, 0092 | 24 / 48 | 1 |

NEW IP68

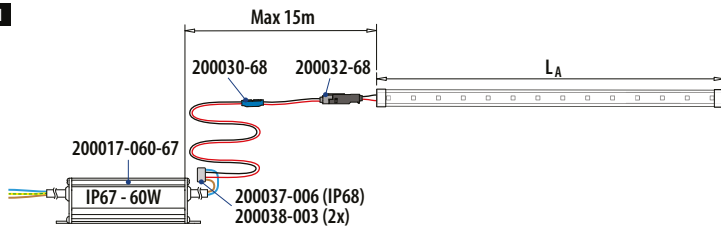
MOD 0053 / 0054 / 0055



Q-INFO | MOD 008x

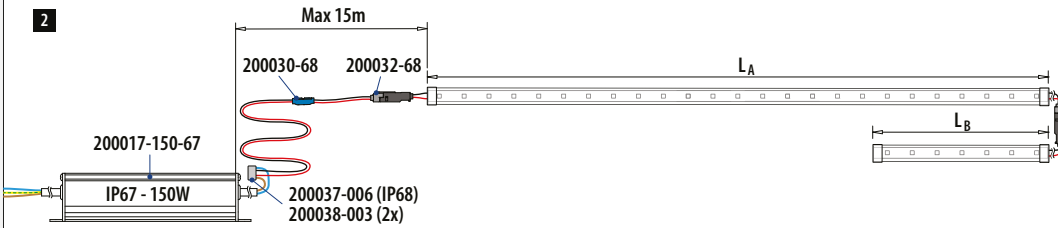
Indendørs / udendørs

1



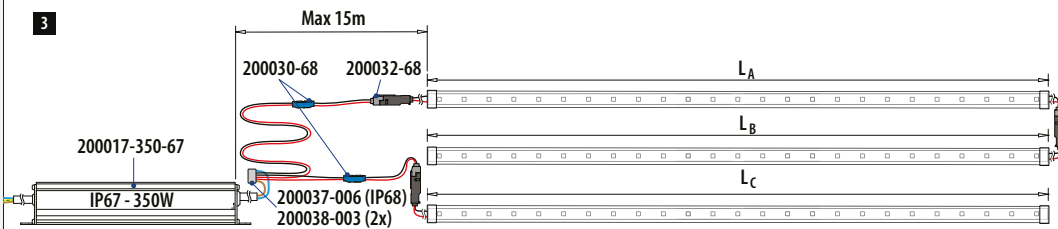
MOD 0080/0082
L_A ≤ 15,00 m

2



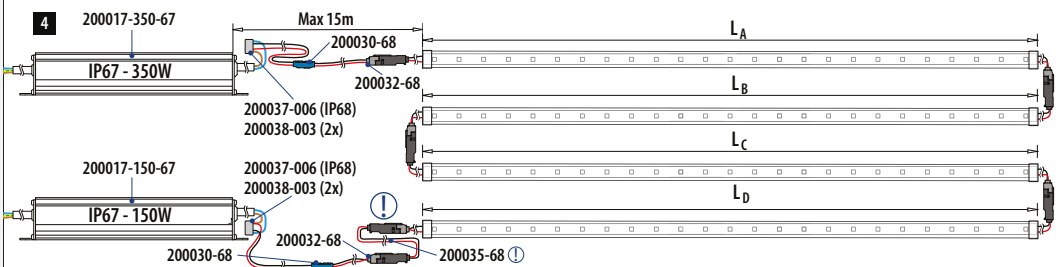
MOD 0080/0082
L_A + L_B ≤ 38,00 m

3



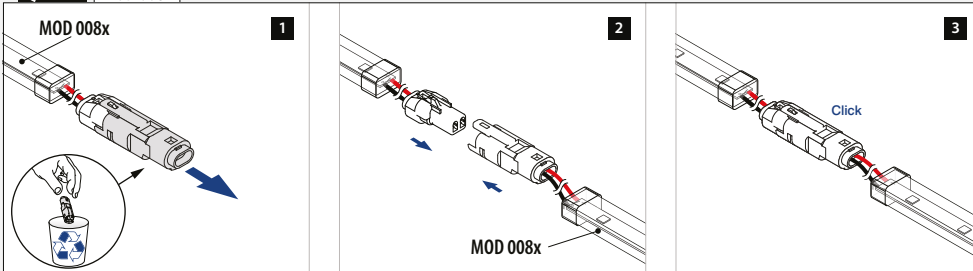
MOD 0080/0082
L_A + L_B ≤ 60,00 m
L_C ≤ 30,00 m
L_A + L_B + L_C ≤ 90,00 m

4

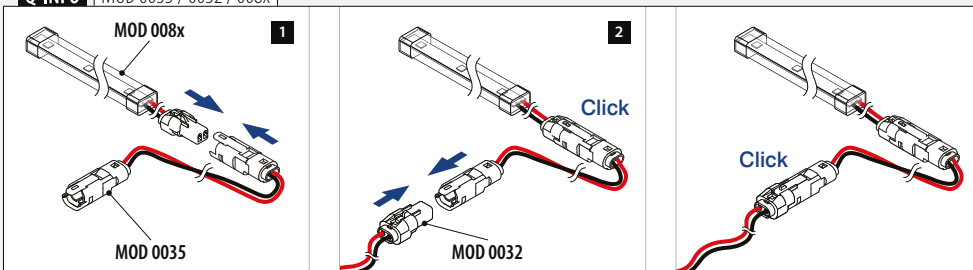


MOD 0080/0082
L_A + L_B + L_C + L_D ≤ 120,00 m

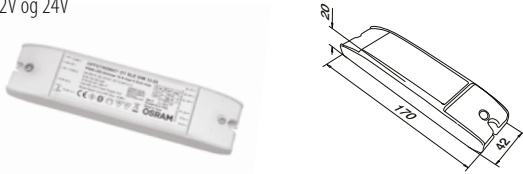
Q-INFO | MOD 008x



Q-INFO | MOD 0035 / 0032 / 008x



Controller
til 12V og 24V



| | | |
|-----------------|---|--|
| MOD 0040 | | |
| INDOOR | | |
| 200040 | 1 | |
| NEW | | |

Controller
til 24V og 48V



| | | |
|-----------------|---|--|
| MOD 0041 | | |
| INDOOR | | |
| 200041 | 1 | |
| NEW | | |

Strømforsyninger



Sort kabel

Halogen-fri,
145°C, til 12V, 24V og 48V,
velegnet til udendørs brug

| | | |
|-----------------|---------------------|-----------|
| MOD 0012 | | |
| OUTDOOR | Ø | |
| 200012-001-01 | 1 mm ² | L = 100 m |
| NEW | | |
| 200012-003-01 | 2,5 mm ² | L = 100 m |

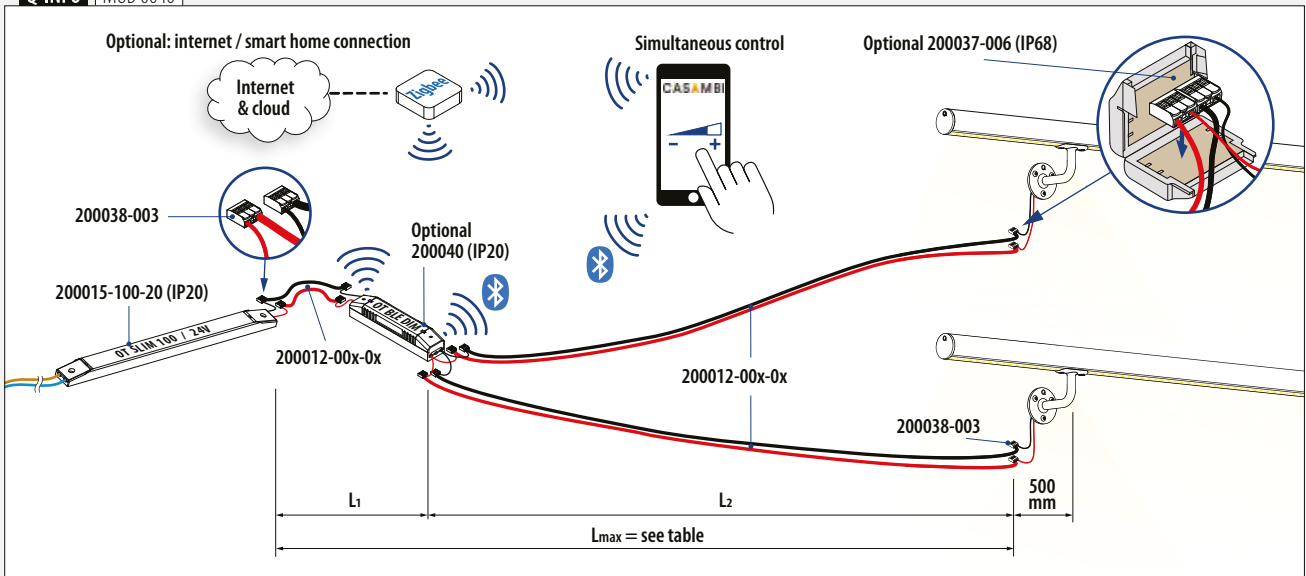


Rødt kabel

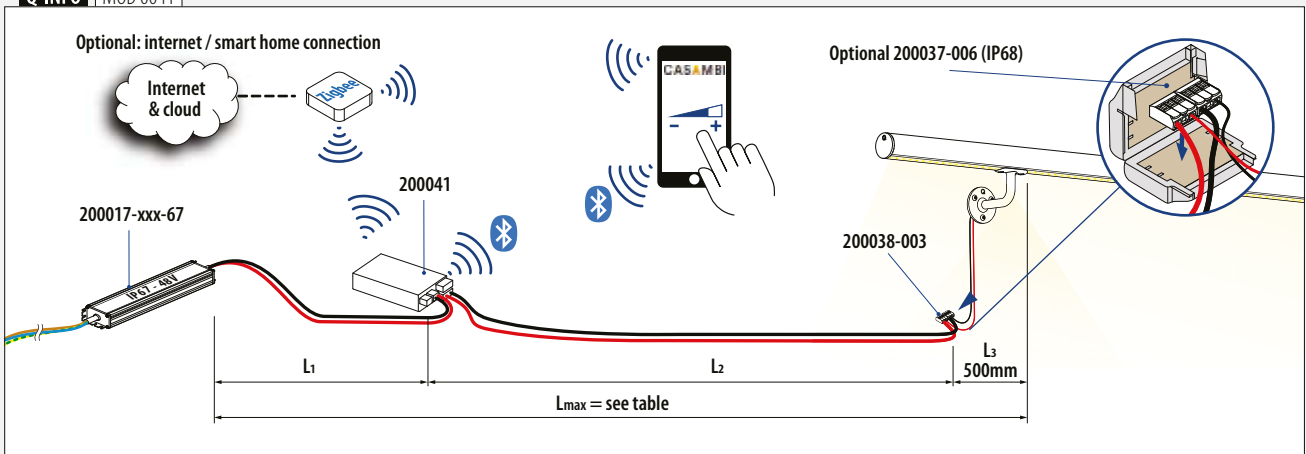
Halogen-fri,
145°C, til 12V, 24V og 48V,
velegnet til udendørs brug

| | | |
|-----------------|---------------------|-----------|
| MOD 0012 | | |
| OUTDOOR | Ø | |
| 200012-001-02 | 1 mm ² | L = 100 m |
| NEW | | |
| 200012-003-02 | 2,5 mm ² | L = 100 m |

Q-INFO | MOD 0040

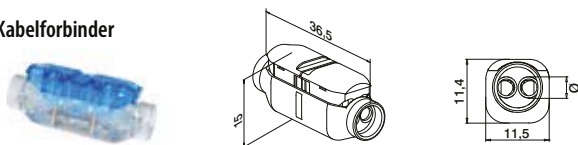


Q-INFO | MOD 0041



Strømforsyninger

Kabelforbinder



MOD 0030

| OUTDOOR | Ø | AWG | Ø |
|-----------|-------------------------|---------|----|
| 200030-68 | 0,5 - 1 mm ² | 17 - 20 | 15 |

IP68

Samlebox



MOD 0037

| OUTDOOR | Ø |
|------------|---|
| 200037-006 | 1 |

IP68

Fjederssamlemuffe

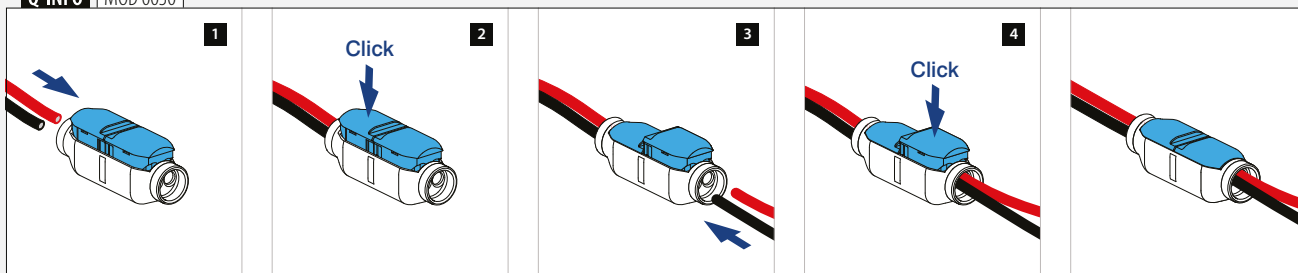


MOD 0038

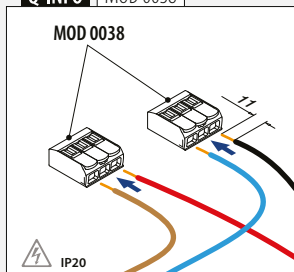
| INDOOR | Ø | Ø |
|------------|--------------------------|----|
| 200038-003 | 0,14 - 4 mm ² | 12 |

IP20

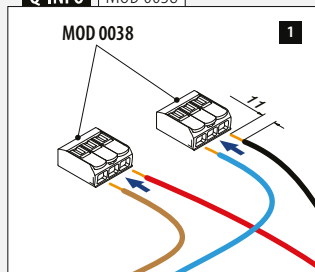
Q-INFO | MOD 0030



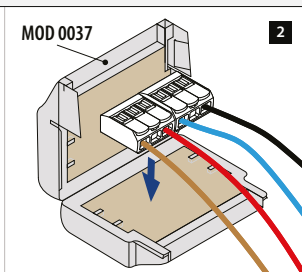
Q-INFO | MOD 0038



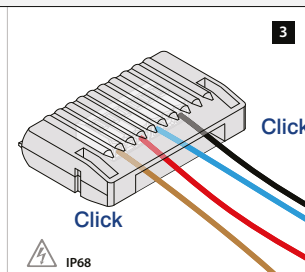
Q-INFO | MOD 0038



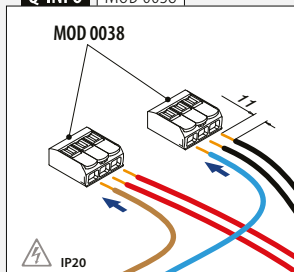
Q-INFO | MOD 0037



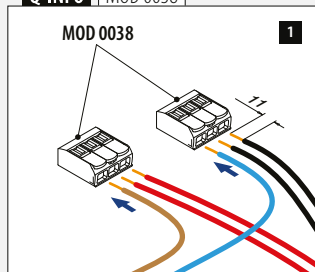
Q-INFO | MOD 0037



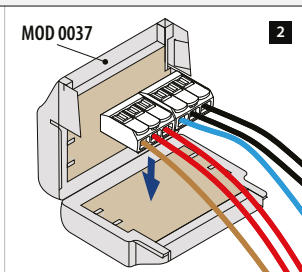
Q-INFO | MOD 0038



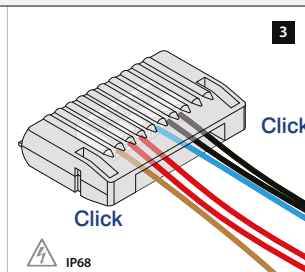
Q-INFO | MOD 0038



Q-INFO | MOD 0037



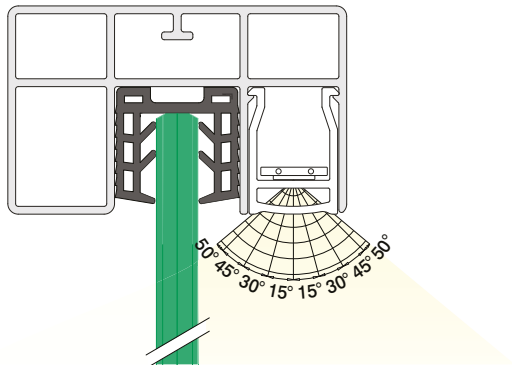
Q-INFO | MOD 0037



Q-INFO

SIKKERHEDSINFORMATION

- Installation til hovedmodulet skal gennemføres i overensstemmelse med alle gældende el og sikkerhedsstandarder. Kun autoriserede elektrikere må udføre installationer.
- Overhold korrekt elektrisk polaritet. Forkert polaritet kan ødelægge modulerne.
- Strømforsyningsenheder der anvendes skal sikre følgende grundlæggende beskyttelses og sikkerhedsregler:
 - Kortslutningsbeskyttelse
 - Overbelastningsbeskyttelse
 - Beskyttelse mod overophedning
 - SELV (Safety Extra Low Voltage)
- Vær opmærksom på det maksimale output af strømforsyningen.
- Kun parallelle kredsløb sikrer en sikker anvendelse.



MOD 5124

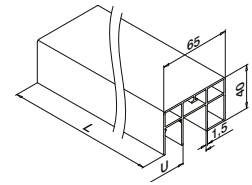
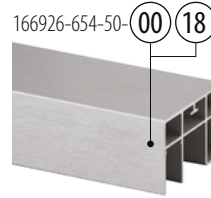
Tilbehør

U = 24 mm

| Til hærdet glas | T | |
|-----------------|--------|---------|
| 205124-050-08 | 8 - 10 | L = 5 m |
| 205124-050-11 | 12 | L = 5 m |
| 205124-050-15 | 15 | L = 5 m |
| 205124-050-19 | 19 | L = 5 m |

Til lamineret glas

| | | |
|--------------------------|---------------|---------|
| 205124-050-08 | 8,76 - 10,76 | L = 5 m |
| 205124-050-11 | 11,52 - 13,52 | L = 5 m |
| 205124-050-17 | 16,76 - 17,52 | L = 5 m |
| NEW 205124-050-92 | 20,76 - 21,52 | L = 5 m |



MOD 6926

Aluminium Rå

| | U | <input type="checkbox"/> | |
|------------------|----|--------------------------|---------|
| 166926-654-50-00 | 24 | 65 x 40 | L = 5 m |

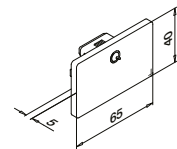
Aluminium Børstet, anodiseret

OUTDOOR

| | | | |
|------------------|----|---------|---------|
| 166926-654-50-18 | 24 | 65 x 40 | L = 5 m |
|------------------|----|---------|---------|



International Design Model Protection



MOD 6734 - EASY HIT®

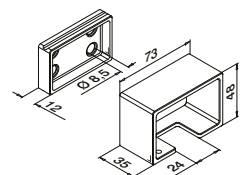

Aluminium Rå

| | For <input type="checkbox"/> | |
|---------------|------------------------------|---|
| 166734-654-00 | 65 x 40 | 2 |

Aluminium Børstet, anodiseret

OUTDOOR

| | | |
|---------------|---------|---|
| 166734-654-18 | 65 x 40 | 2 |
|---------------|---------|---|



MOD 6545

Aluminium Rå

| | For <input type="checkbox"/> | |
|---------------|------------------------------|-------------------------|
| 166545-654-00 | 65 x 40 | QS-55 470 / QS-20 472 |

Aluminium Børstet, anodiseret

OUTDOOR

| | | |
|---------------|---------|-------------------------|
| 166545-654-18 | 65 x 40 | QS-55 470 / QS-20 472 |
|---------------|---------|-------------------------|



International Design Model Protection



MOD 5091

INDOOR

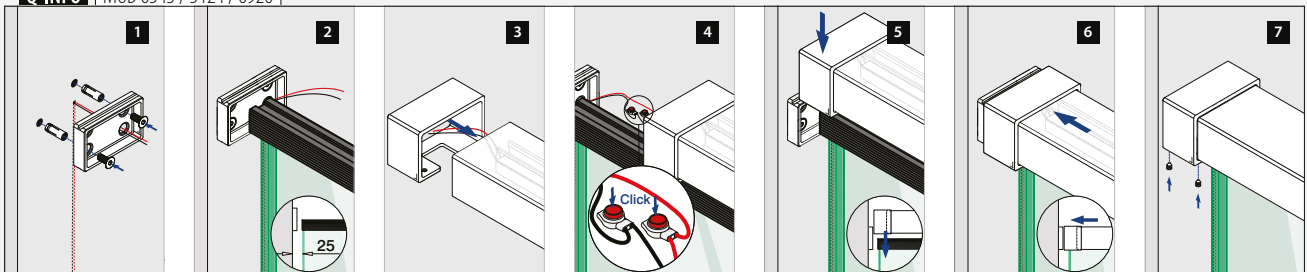
Transparens

| 155091-025-03 | Klar | L = 2,5 m |
|---------------|----------|-----------|
| 155091-025-06 | Matteret | L = 2,5 m |

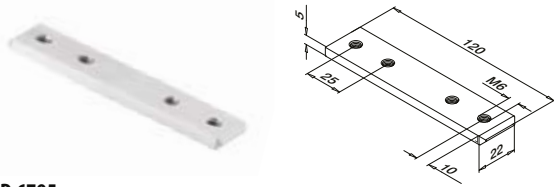
IK10

International Design Model Protection

Q-INFO | MOD.6545 / 5124 / 6926



Forbinderer




MOD 6795

| | | | |
|------------------|--------|-----|---|
| Aluminium | Rå | | |
| 166795-339 | QS-261 | 472 | 2 |




MOD 6311

| | | | |
|------------------|--------|-----|---|
| Aluminium | Rå | | |
| 166311-339 | QS-261 | 472 | 2 |



MOD 6797

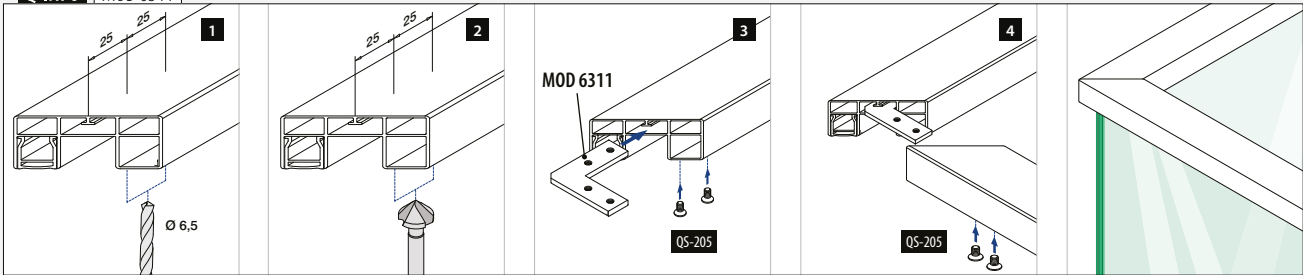
| | | | |
|------------------|--------|-----|---|
| Aluminium | Rå | | |
| 166797 | QS-261 | 472 | 2 |



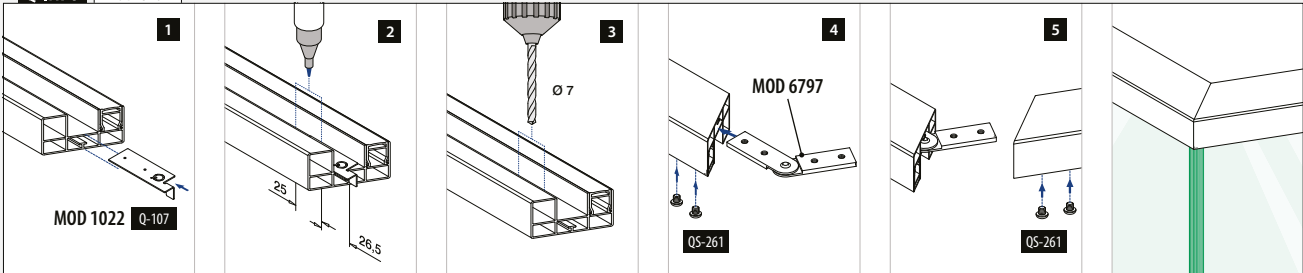
MOD 6798

| | | | |
|------------------|--------|-----|---|
| Aluminium | Rå | | |
| 166798 | QS-261 | 472 | 2 |

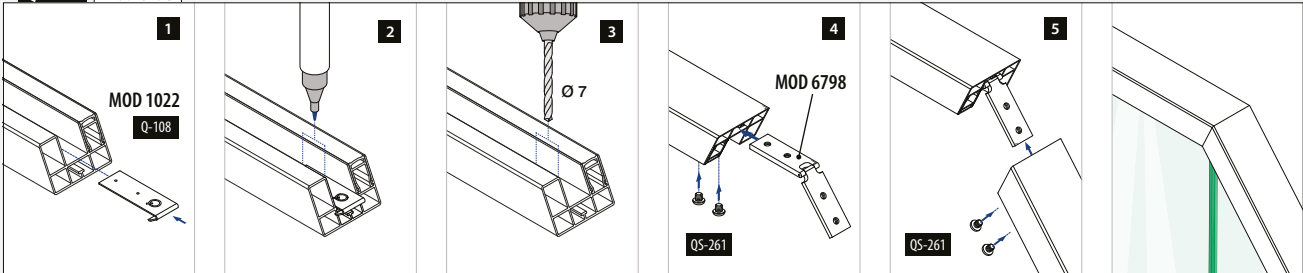
Q-INFO MOD 6311



Q-INFO MOD 6797



Q-INFO MOD 6798



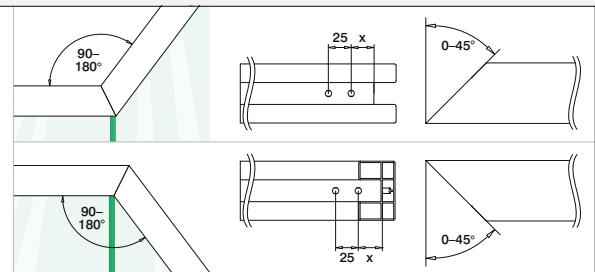
Q-INFO MOD 6798

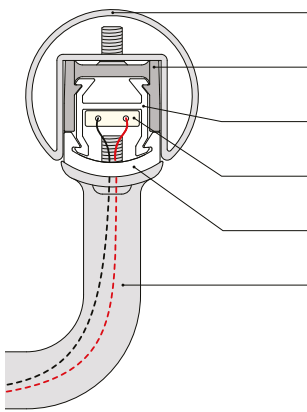
Opadgående

| | | | | | | | | | | |
|-------------------------|------|------|------|------|------|------|------|------|------|------|
| Skæring | 45° | 40° | 35° | 30° | 25° | 20° | 15° | 10° | 5° | 0° |
| Vinkel yderside | 90° | 100° | 110° | 120° | 130° | 140° | 150° | 160° | 170° | 180° |
| Distance til hjørne (x) | 30,5 | 30,0 | 29,5 | 29,0 | 28,5 | 28,0 | 27,5 | 27,0 | 27,0 | 26,5 |

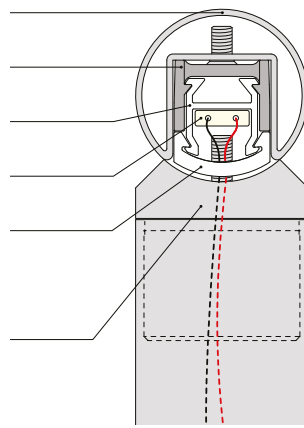
Nedadgående

| | | | | | | | | | | |
|-------------------------|------|------|------|------|------|------|------|------|------|------|
| Skæring | 0° | 5° | 10° | 15° | 20° | 25° | 30° | 35° | 40° | 45° |
| Vinkel inderside | 180° | 170° | 160° | 150° | 140° | 130° | 120° | 110° | 100° | 90° |
| Distance til hjørne (x) | 26,5 | 26,5 | 26,0 | 26,0 | 25,5 | 25,5 | 25,0 | 24,5 | 24,5 | 24,0 |

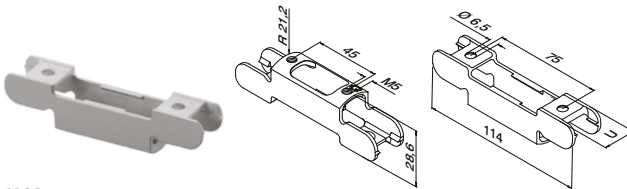




- Glaslisterør (U = 24): ■ 257
- Håndliste MOD 078x-24: ■ 256
- Bjælkesektion: ■ 257
- LED strips: ■ 238, 245
- LED stribe dækprofil: ■ 257
- Håndlistestøtter: ■ 260 - 261
- Håndliste adapter MOD 0770 / 0772: ■ 262



Til håndlistestøtte, lige

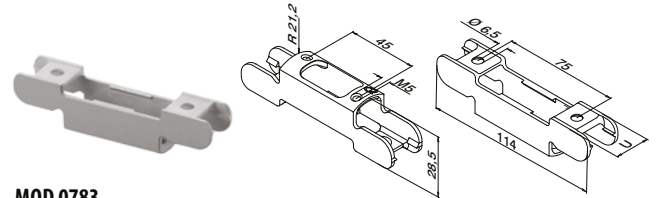


MOD 0781

| | | | |
|----------------|----------|--------------|---|
| 316 | Børstet | | |
| OUTDOOR | U | | |
| 140781-24 | 24 | QS-205 ■ 472 | 2 |

International Design Model Protection

Til håndlistestøtte, justerbar

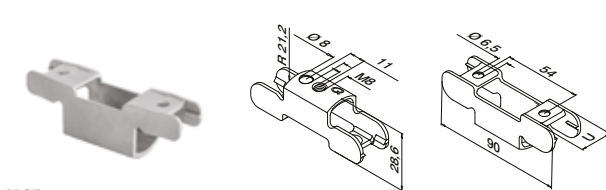


MOD 0783

| | | | |
|----------------|----------|--------------|---|
| 316 | Børstet | | |
| OUTDOOR | U | | |
| 140783-24 | 24 | QS-205 ■ 472 | 2 |

International Design Model Protection

Til håndliste adapter, lige



MOD 0782

| | | | |
|----------------|----------|--------------|---|
| 316 | Børstet | | |
| OUTDOOR | U | | |
| 140782-24 | 24 | QS-205 ■ 472 | 2 |

International Design Model Protection

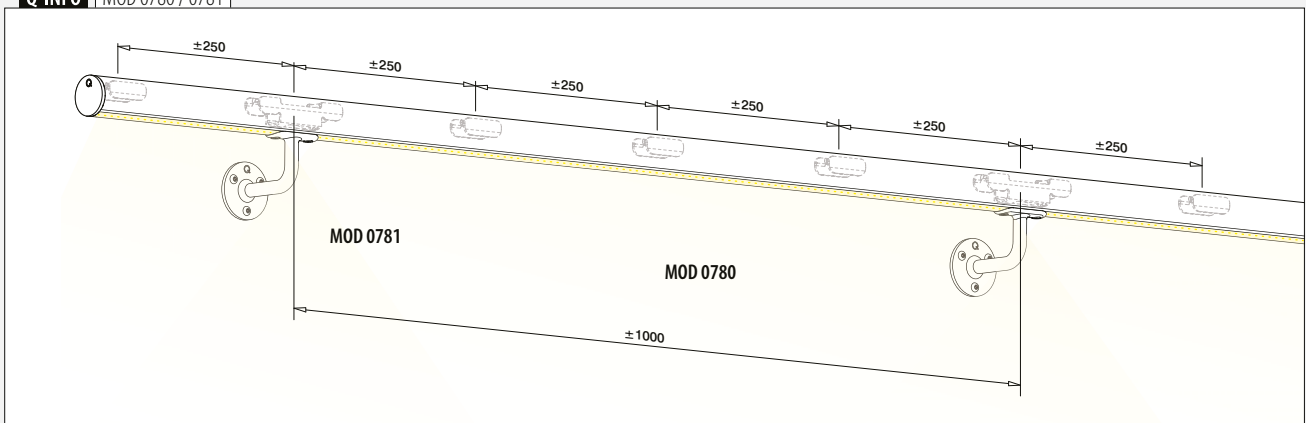


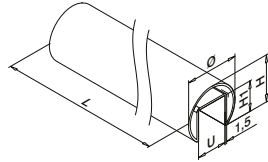
MOD 0780

| | | | |
|----------------|----------|--------------|---|
| 316 | Børstet | | |
| OUTDOOR | U | | |
| 140780-24 | 24 | QS-205 ■ 472 | 2 |

International Design Model Protection

Q-INFO | MOD 0780 / 0781

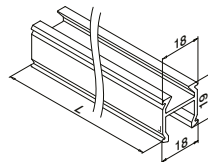




MOD 6920

Ø 42,4 mm

| 304 | | Børstet | | | | |
|------------------|----|---------|----|----|---------|--|
| INDOOR | U | Ø | H | H1 | | |
| 136920-042-50-12 | 24 | 42,4 | 37 | 24 | L = 5 m | |
| 316 | | Børstet | | | | |
| OUTDOOR | U | Ø | H | H1 | | |
| 146920-042-50-12 | 24 | 42,4 | 37 | 24 | L = 5 m | |

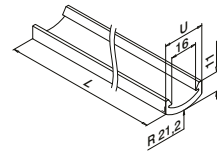


MOD 5092

INDOOR

| | | |
|------------|--|-----------|
| 155092-025 | | L = 2,5 m |
|------------|--|-----------|

International Design Model Protection



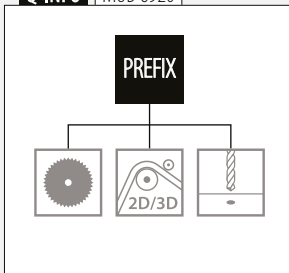
MOD 5090

| INDOOR | Transparens | |
|------------------|-------------|-----------|
| 155090-025-24-03 | Klar | L = 2,5 m |
| 155090-025-24-06 | Matteret | L = 2,5 m |

IK10

International Design Model Protection

Q-INFO MOD 6920



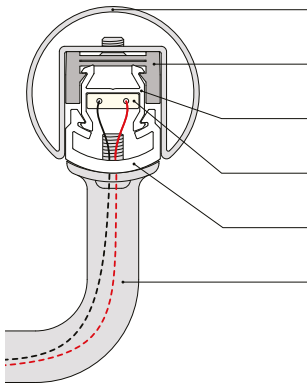
| | | | |
|--|---------------------------------------|--|---|
| | MOD 6950 (U = 24 mm) 169 | | MOD 6924 (U = 24 mm) 176 - 182 |
|--|---------------------------------------|--|---|

Q-INFO MOD 078x

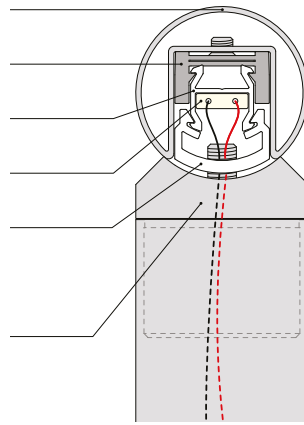
| | | | |
|--|--|--|---|
| | | | <p>A = QS-205</p> <p>B = QS-200</p> <p>Til glaslisterør af aluminium/ stål: benyt mulighed A.</p> <p>For glaslisterør i træ; brug mulighed B.</p> |
|--|--|--|---|

Q-INFO MOD 0783

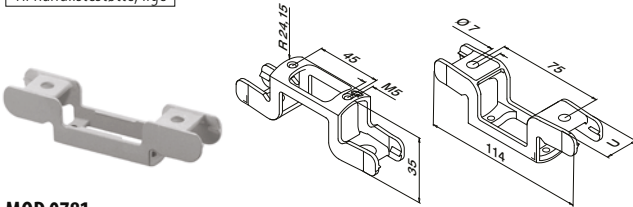
| | | | |
|--|--|--|--|
| | | | |
|--|--|--|--|



- Glaslisterør (U = 27): ■ 259
- Håndliste MOD 078x-27: ■ 258
- Bjælkesektion: ■ 259
- LED strips: ■ 238, 245
- LED stribe dækprofil: ■ 259
- Håndlistestøtter: ■ 260 - 261
- Håndliste adapter MOD 0771 / 0773: ■ 262



Til håndlistestøtte, lige

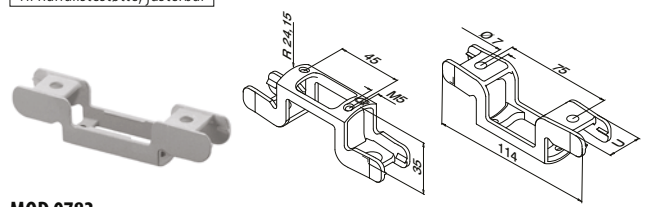


MOD 0781

| | | | |
|----------------|----------|--------------|---|
| 316 | Børstet | | |
| OUTDOOR | U | | |
| 140781-27 | 27 | QS-205 ■ 472 | 2 |

International Design Model Protection

Til håndlistestøtte, justerbar

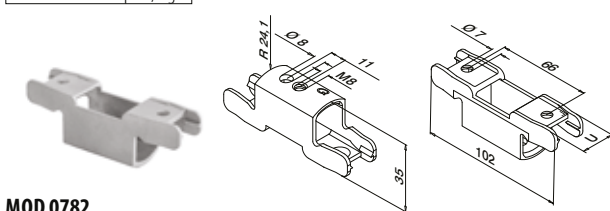


MOD 0783

| | | | |
|----------------|----------|--------------|---|
| 316 | Børstet | | |
| OUTDOOR | U | | |
| 140783-27 | 27 | QS-205 ■ 472 | 2 |

International Design Model Protection

Til håndliste adapter, lige



MOD 0782

| | | | |
|----------------|----------|--------------|---|
| 316 | Børstet | | |
| OUTDOOR | U | | |
| 140782-27 | 27 | QS-205 ■ 472 | 2 |

International Design Model Protection

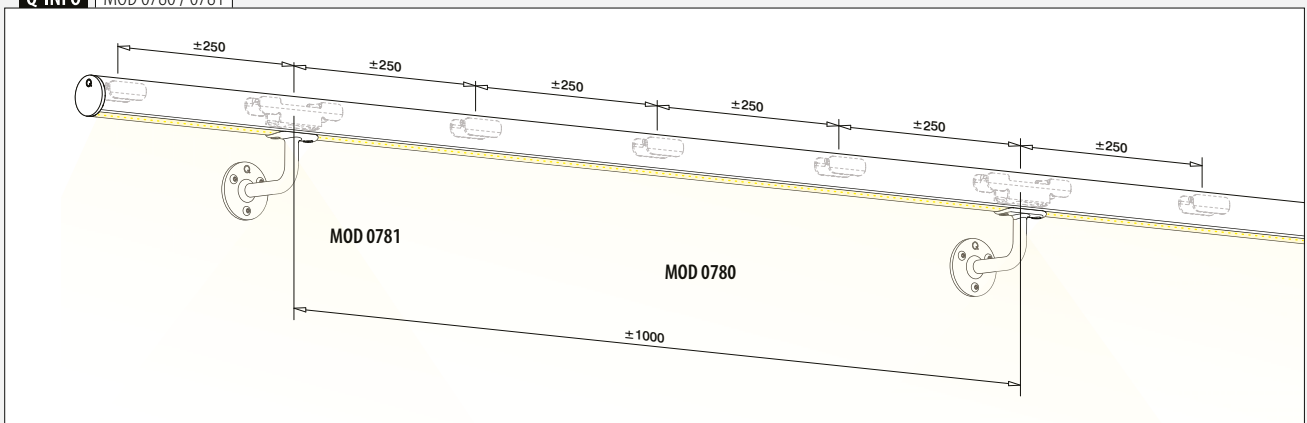


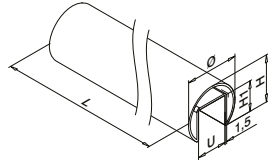
MOD 0780

| | | | |
|----------------|----------|--------------|---|
| 316 | Børstet | | |
| OUTDOOR | U | | |
| 140780-27 | 27 | QS-205 ■ 472 | 2 |

International Design Model Protection

Q-INFO | MOD 0780 / 0781



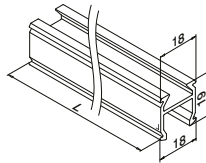


MOD 6920

Ø 48,3 mm

| | | | | | | |
|------------------|----------|----------|-----------|----|---------|--|
| 304 | Børstet | | | | | |
| INDOOR | U | H | H1 | | | |
| 136920-048-50-12 | 27 | 48,3 | 42,6 | 30 | L = 5 m | |

| | | | | | | |
|------------------|----------|----------|-----------|----|---------|--|
| 316 | Børstet | | | | | |
| OUTDOOR | U | H | H1 | | | |
| 146920-048-50-12 | 27 | 48,3 | 42,6 | 30 | L = 5 m | |

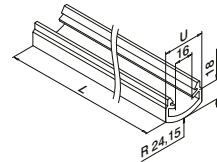


MOD 5092

INDOOR

| | | |
|------------|-----------|--|
| 155092-025 | L = 2,5 m | |
|------------|-----------|--|

International Design Model Protection



MOD 5090

INDOOR

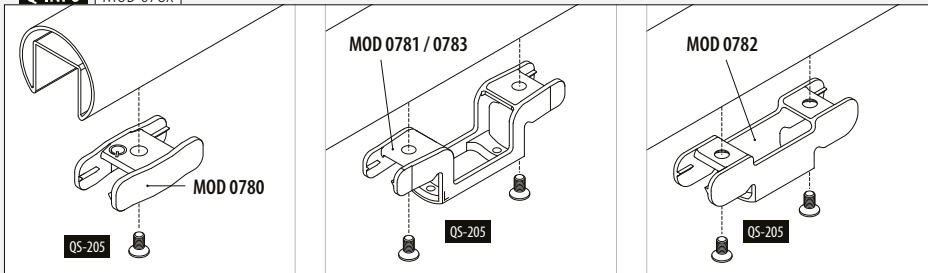
Transparens

| | | |
|------------------|----------|-----------|
| 155090-025-27-03 | Klar | L = 2,5 m |
| 155090-025-27-06 | Matteret | L = 2,5 m |

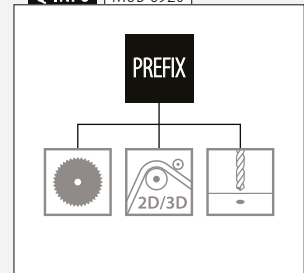


International Design Model Protection

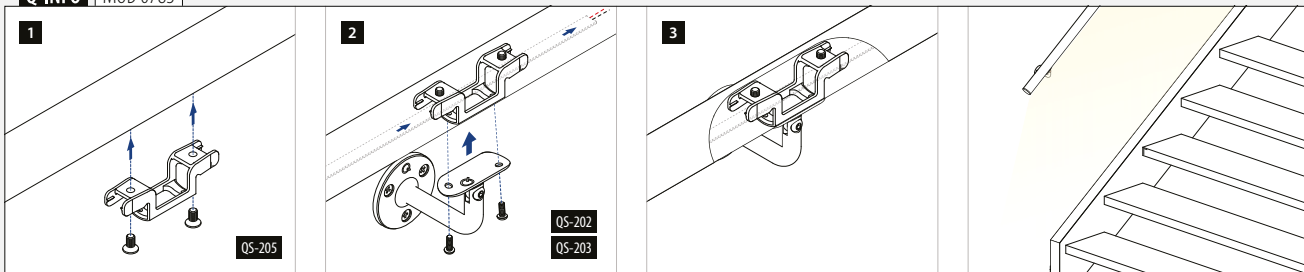
Q-INFO MOD 078x



Q-INFO MOD 6920

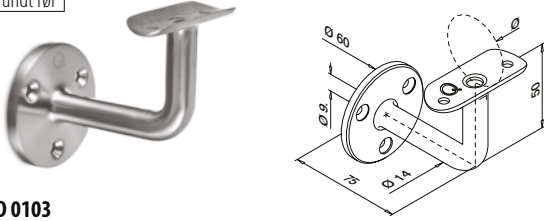


Q-INFO MOD 0783



Med kabelkanal

Til rundt rør

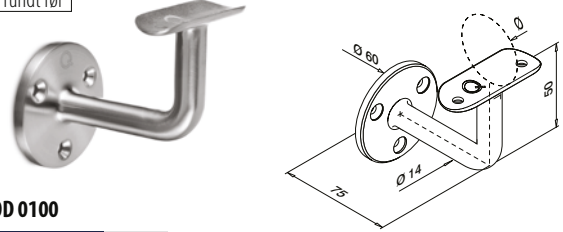


MOD 0103

| 304 | | Børstet | | | |
|---------------|------|-------------|-------|--------------|-------|
| INDOOR | | Ø | | | |
| 130103-042-12 | 42,4 | MOD 0781-24 | QS-7 | 471 / QS-202 | 472 2 |
| 130103-048-12 | 48,3 | MOD 0781-27 | QS-7 | 471 / QS-202 | 472 2 |
| 316 | | Børstet | | | |
| OUTDOOR | | | | | |
| 140103-042-12 | 42,4 | MOD 0781-24 | QS-50 | 471 / QS-203 | 472 2 |
| 140103-048-12 | 48,3 | MOD 0781-27 | QS-50 | 471 / QS-203 | 472 2 |



Til rundt rør

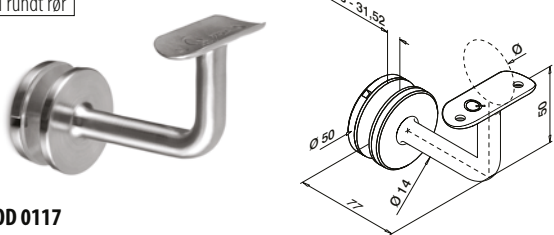


MOD 0100

| 304 | | Børstet | | | |
|---------------|------|-------------|-------|--------------|-------|
| INDOOR | | Ø | | | |
| 130100-042-12 | 42,4 | MOD 0781-24 | QS-7 | 471 / QS-202 | 472 2 |
| 130100-048-12 | 48,3 | MOD 0781-27 | QS-7 | 471 / QS-202 | 472 2 |
| 316 | | Børstet | | | |
| OUTDOOR | | | | | |
| 140100-042-12 | 42,4 | MOD 0781-24 | QS-50 | 471 / QS-203 | 472 2 |
| 140100-048-12 | 48,3 | MOD 0781-27 | QS-50 | 471 / QS-203 | 472 2 |



Til rundt rør



MOD 0117

| 304 | | Børstet | | | |
|---------------|------|-------------|--------|-----|---|
| INDOOR | | Ø | | | |
| 130117-042-12 | 42,4 | MOD 0781-24 | QS-202 | 472 | 2 |
| 130117-048-12 | 48,3 | MOD 0781-27 | QS-202 | 472 | 2 |
| 316 | | Børstet | | | |
| OUTDOOR | | | | | |
| 140117-042-12 | 42,4 | MOD 0781-24 | QS-203 | 472 | 2 |
| 140117-048-12 | 48,3 | MOD 0781-27 | QS-203 | 472 | 2 |



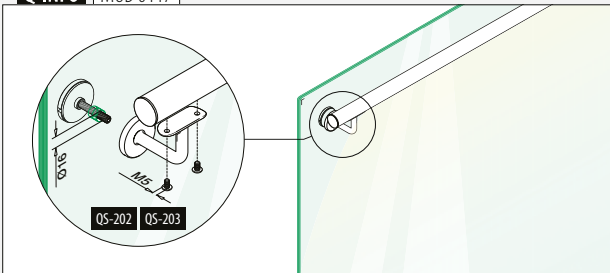
SPOTLIGHT

| | | | |
|-----------------|---------------------------|-----------------|--------------|
| MOD 0900 | Ø 42,4 x 2,0 / 48,3 x 2,0 | MOD 0900 | Ø 42,4 x 2,0 |
| | 1351 | | 367 |

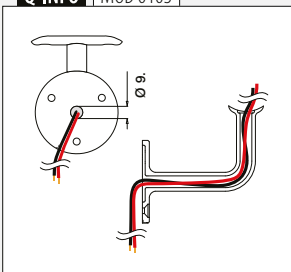
LINEAR LIGHT

| | | | | | |
|-----------------|-------------|-----------------|-------------|-----------------|-------------|
| MOD 6950 | (U = 24 mm) | MOD 6920 | (U = 24 mm) | MOD 6924 | (U = 24 mm) |
| | 169 | | 170, 174 | | 176 - 182 |
| MOD 6920 | (U = 27 mm) | | | | |
| | 170 | | | | |

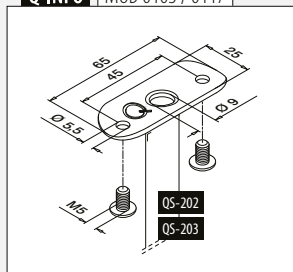
Q-INFO MOD 0117



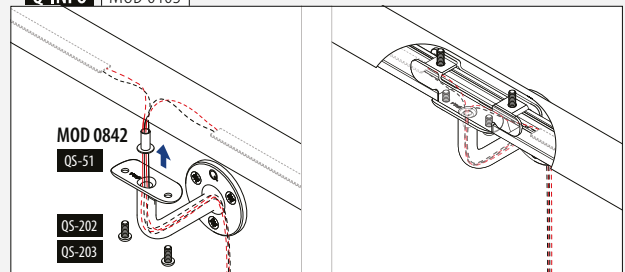
Q-INFO MOD 0103



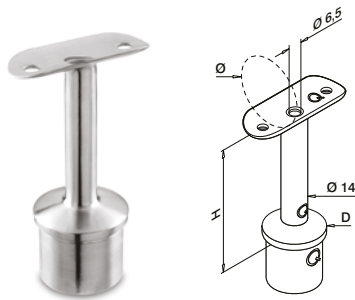
Q-INFO MOD 0103 / 0117



Q-INFO MOD 0103



Til rundt rør
Med kabelkanal



MOD 0710

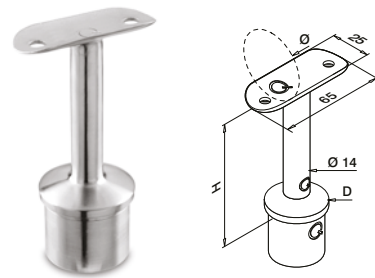
| | 316 Børstet | | | | | |
|------------------|-------------|------|----|-------------|---------------|---|
| | D | Ø | H | | | |
| 140710-042-01-12 | 42,4 x 2,0 | 42,4 | 79 | MOD 0781-24 | QS-203 472 | 2 |

MOD 0711

| | 316 Børstet | | | | | |
|------------------|-------------|------|----|-------------|---------------|---|
| | D | Ø | H | | | |
| 140711-048-01-12 | 48,3 x 2,0 | 48,3 | 80 | MOD 0781-27 | QS-203 472 | 2 |



Til rundt rør



MOD 0710

| | 304 Børstet | | | | | |
|------------------|-------------|------|----|-------------|---------------|---|
| | D | Ø | H | | | |
| 130710-042-00-12 | 42,4 x 2,0 | 42,4 | 79 | MOD 0781-24 | QS-202 472 | 2 |

316 Børstet
OUTDOOR

| | | | | | | |
|------------------|------------|------|----|-------------|---------------|---|
| 140710-042-00-12 | 42,4 x 2,0 | 42,4 | 79 | MOD 0781-24 | QS-203 472 | 2 |
|------------------|------------|------|----|-------------|---------------|---|

MOD 0711

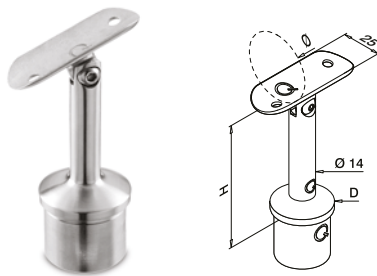
| | 304 Børstet | | | | | |
|------------------|-------------|------|----|-------------|---------------|---|
| | D | Ø | H | | | |
| 130711-048-00-12 | 48,3 x 2,0 | 48,3 | 80 | MOD 0781-27 | QS-202 472 | 2 |

316 Børstet
OUTDOOR

| | | | | | | |
|------------------|------------|------|----|-------------|---------------|---|
| 140711-048-00-12 | 48,3 x 2,0 | 48,3 | 80 | MOD 0781-27 | QS-203 472 | 2 |
|------------------|------------|------|----|-------------|---------------|---|



Til rundt rør



MOD 0718

| | 304 Børstet | | | | | |
|---------------|-------------|------|----|-------------|---------------|---|
| | D | Ø | H | | | |
| 130718-042-12 | 42,4 x 2,0 | 42,4 | 79 | MOD 0783-24 | QS-202 472 | 2 |

316 Børstet
OUTDOOR

| | | | | | | |
|---------------|------------|------|----|-------------|---------------|---|
| 140718-042-12 | 42,4 x 2,0 | 42,4 | 79 | MOD 0783-24 | QS-203 472 | 2 |
|---------------|------------|------|----|-------------|---------------|---|

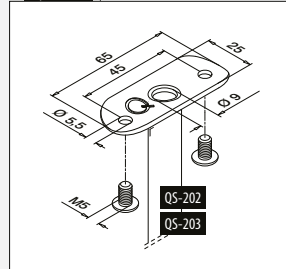
MOD 0719

| | 304 Børstet | | | | | |
|---------------|-------------|------|----|-------------|---------------|---|
| | D | Ø | H | | | |
| 130719-048-12 | 48,3 x 2,0 | 48,3 | 80 | MOD 0783-27 | QS-202 472 | 2 |

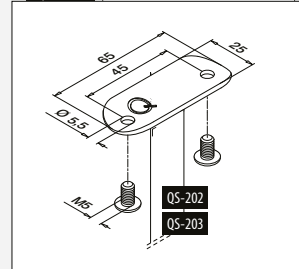
316 Børstet
OUTDOOR

| | | | | | | |
|---------------|------------|------|----|-------------|---------------|---|
| 140719-048-12 | 48,3 x 2,0 | 48,3 | 80 | MOD 0783-27 | QS-203 472 | 2 |
|---------------|------------|------|----|-------------|---------------|---|

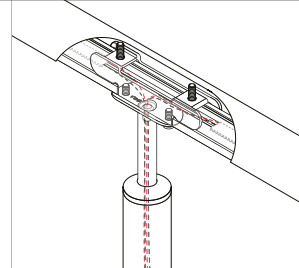
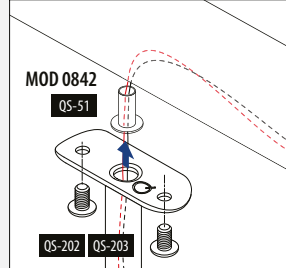
Q-INFO | MOD 0710 / 0711-04x-01



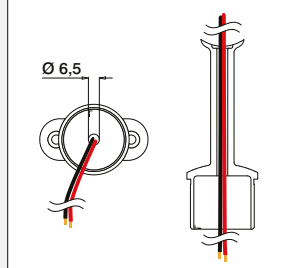
Q-INFO | MOD 0710 / 0711-04x-00



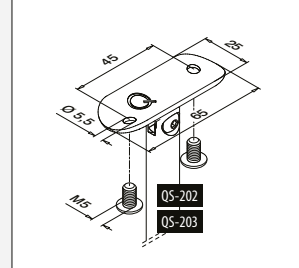
Q-INFO | MOD 0710 / 0711-04x-01



Q-INFO | MOD 0710 / 0711-04x-01

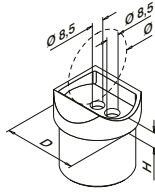


Q-INFO | MOD 0718 / 0719



Med kabelkanal

Til rundt rør



MOD 0770

| | 304 | Børstet | | | | | |
|---------------|------------|---------|-------------|---|-------|-------|--|
| INDOOR | D | Ø | | H | | | |
| 130770-042-12 | 42,4 x 2,0 | 42,4 | MOD 0782-24 | 9 | QS-26 | 472 2 | |

| | 316 | Børstet | | | | | |
|---------------|------------|---------|-------------|---|-------|-------|--|
| OUTDOOR | D | Ø | | H | | | |
| 140770-042-12 | 42,4 x 2,0 | 42,4 | MOD 0782-24 | 9 | QS-27 | 472 2 | |

MOD 0772

| | 304 | Børstet | | | | | |
|------------------------|------------|---------|-------------|---|-------|-------|--|
| INDOOR | D | Ø | | H | | | |
| SELL OUT 130772-042-12 | 42,4 x 2,6 | 42,4 | MOD 0782-24 | 9 | QS-26 | 472 2 | |

| | 316 | Børstet | | | | | |
|------------------------|------------|---------|-------------|---|-------|-------|--|
| OUTDOOR | D | Ø | | H | | | |
| SELL OUT 140772-042-12 | 42,4 x 2,6 | 42,4 | MOD 0782-24 | 9 | QS-27 | 472 2 | |

MOD 0771

| | 304 | Børstet | | | | | |
|---------------|------------|---------|-------------|----|-------|-------|--|
| INDOOR | D | Ø | | H | | | |
| 130771-048-12 | 48,3 x 2,0 | 48,3 | MOD 0782-27 | 11 | QS-26 | 472 2 | |

| | 316 | Børstet | | | | | |
|---------------|------------|---------|-------------|----|-------|-------|--|
| OUTDOOR | D | Ø | | H | | | |
| 140771-048-12 | 48,3 x 2,0 | 48,3 | MOD 0782-27 | 11 | QS-27 | 472 2 | |

MOD 0773

| | 304 | Børstet | | | | | |
|---------------|------------|---------|-------------|----|-------|-------|--|
| INDOOR | D | Ø | | H | | | |
| 130773-048-12 | 48,3 x 2,6 | 48,3 | MOD 0782-27 | 11 | QS-26 | 472 2 | |

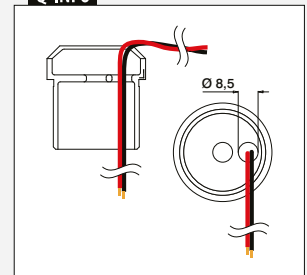
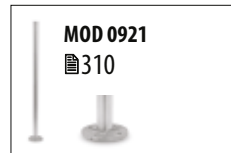
| | 316 | Børstet | | | | | |
|---------------|------------|---------|-------------|----|-------|-------|--|
| OUTDOOR | D | Ø | | H | | | |
| 140773-048-12 | 48,3 x 2,6 | 48,3 | MOD 0782-27 | 11 | QS-27 | 472 2 | |



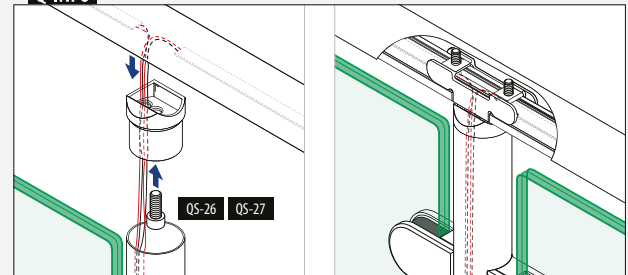
International Design Model Protection

SELL OUT Kun så længe lager haves.

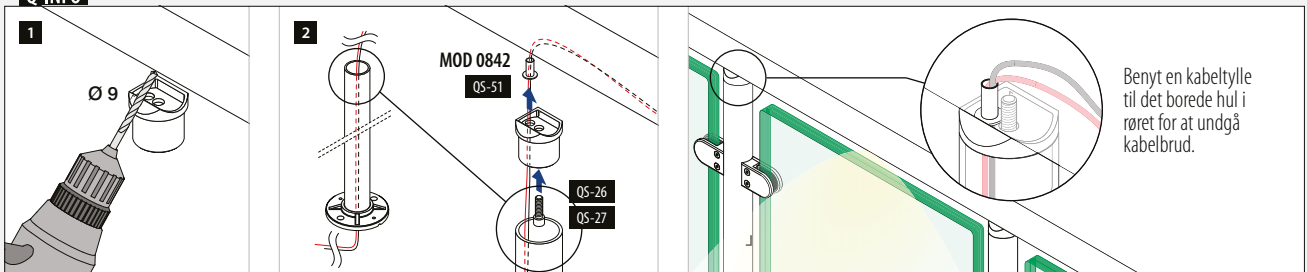
Q-INFO



Q-INFO

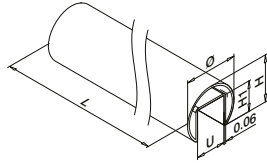


Q-INFO



Benyt en kabeltulle til det borede hul i røret for at undgå kabelbrud.

Glaslisterør



MOD 6920

Ø 42,4 mm

| 304 | | Børstet | | | |
|------------------|----|---------|----|--|---------|
| INDOOR | U | H | H1 | | |
| 136920-042-50-12 | 24 | 37 | 24 | | L = 5 m |

| 316 | | Børstet | | | |
|------------------|----|---------|----|--|---------|
| OUTDOOR | U | H | H1 | | |
| 146920-042-50-12 | 24 | 37 | 24 | | L = 5 m |

Ø 48,3 mm

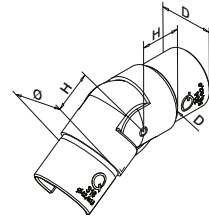
| 304 | | Børstet | | | |
|------------------|----|---------|----|--|---------|
| INDOOR | U | H | H1 | | |
| 136920-048-50-12 | 27 | 42,6 | 30 | | L = 5 m |

| 316 | | Børstet | | | |
|------------------|----|---------|----|--|---------|
| OUTDOOR | U | H | H1 | | |
| 146920-048-50-12 | 27 | 42,6 | 30 | | L = 5 m |



Forbinder mellem stolpe og glaslisterør

Justerbar

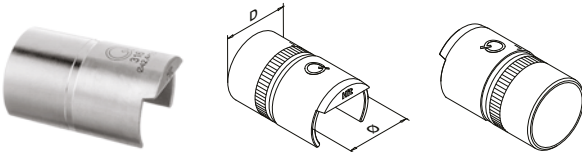


MOD 6304

| 316 | | Børstet | | | |
|------------------|------------|------------|----|--|---|
| OUTDOOR | Ø | D | H | | |
| 146304-242-01-12 | 42,4 x 1,5 | 42,4 x 2,0 | 27 | | 2 |
| 146304-248-01-12 | 48,3 x 1,5 | 48,3 x 2,0 | 30 | | 2 |
| 146304-048-01-12 | 48,3 x 1,5 | 48,3 x 2,6 | 30 | | 2 |

NEW

Rør til glaslisterørforbinder



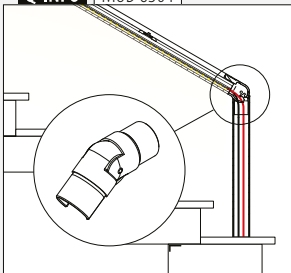
MOD 5793 - EASY HIT®

| 316 | | Rå | | |
|------------|------------|------------|--|---|
| OUTDOOR | Til rør Ø | Til rør D | | |
| 145793-042 | 42,4 x 1,5 | 42,4 x 2,0 | | 2 |
| 145793-048 | 48,3 x 1,5 | 48,3 x 2,0 | | 2 |

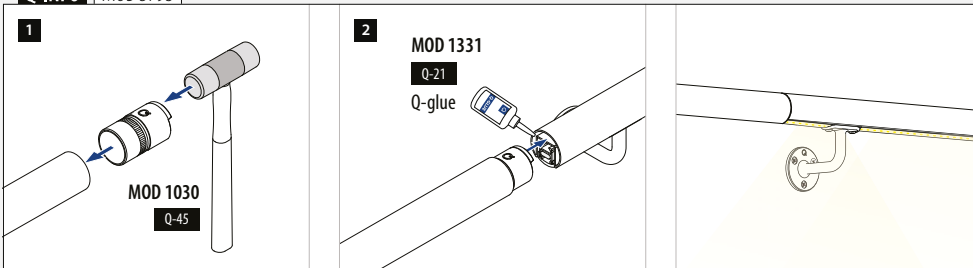


International Design Model Protection

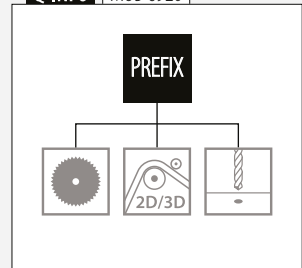
Q-INFO MOD 6304



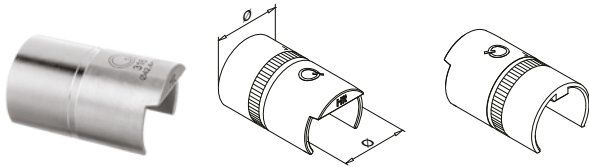
Q-INFO MOD 5793



Q-INFO MOD 6920



Forbinderer



MOD 6792 - EASY HIT®

| 304 | | Rå | |
|------------|------------|----|---|
| INDOOR | For Ø | | ☐ |
| 136792-042 | 42,4 x 1,5 | | 2 |
| 136792-048 | 48,3 x 1,5 | | 2 |
| 316 | | Rå | |
| OUTDOOR | | | |
| 146792-042 | 42,4 x 1,5 | | 2 |
| 146792-048 | 48,3 x 1,5 | | 2 |



MOD 6313

| 304 | | Børstet | |
|---------------|------------|---------|---|
| INDOOR | For Ø | H | ☐ |
| 136313-042-12 | 42,4 x 1,5 | 30 | 2 |
| 136313-048-12 | 48,3 x 1,5 | 35 | 2 |
| 316 | | Børstet | |
| OUTDOOR | | | |
| 146313-042-12 | 42,4 x 1,5 | 30 | 2 |
| 146313-048-12 | 48,3 x 1,5 | 35 | 2 |



Forbinderer

Justerbar



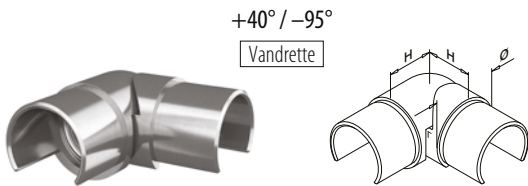
MOD 6302

| 304 | | Børstet | |
|------------------|------------|---------|---|
| INDOOR | For Ø | H | ☐ |
| 136302-042-02-12 | 42,4 x 1,5 | 30 | 2 |
| 136302-048-02-12 | 48,3 x 1,5 | 35 | 2 |
| 316 | | Børstet | |
| OUTDOOR | | | |
| 146302-042-02-12 | 42,4 x 1,5 | 30 | 2 |
| 146302-048-02-12 | 48,3 x 1,5 | 35 | 2 |



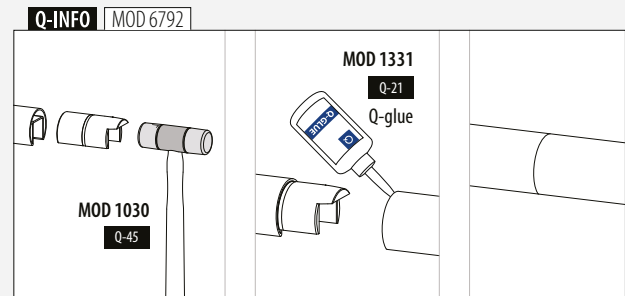
MOD 6302

| 304 | | Børstet | |
|------------------|------------|---------|---|
| INDOOR | For Ø | H | ☐ |
| 136302-042-01-12 | 42,4 x 1,5 | 30 | 2 |
| 136302-048-01-12 | 48,3 x 1,5 | 35 | 2 |
| 316 | | Børstet | |
| OUTDOOR | | | |
| 146302-042-01-12 | 42,4 x 1,5 | 30 | 2 |
| 146302-048-01-12 | 48,3 x 1,5 | 35 | 2 |



MOD 6312

| 304 | | Børstet | |
|---------------|------------|---------|---|
| INDOOR | Ø | H | ☐ |
| 136312-042-12 | 42,4 x 1,5 | 27 | 2 |
| 136312-048-12 | 48,3 x 1,5 | 30 | 2 |
| 316 | | Børstet | |
| OUTDOOR | | | |
| 146312-042-12 | 42,4 x 1,5 | 27 | 2 |
| 146312-048-12 | 48,3 x 1,5 | 30 | 2 |



Endekapper



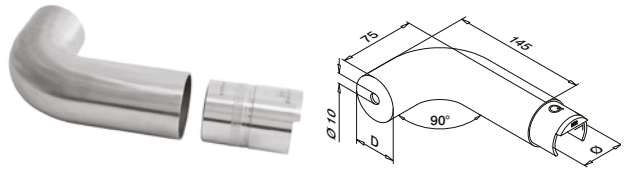
MOD 6732

| 304 | | Børstet | |
|---------------|------------|---------|---|
| INDOOR | For Ø | | |
| 136732-042-12 | 42,4 x 1,5 | | 2 |
| 136732-048-12 | 48,3 x 1,5 | | 2 |
| 316 | | Børstet | |
| OUTDOOR | | | |
| 146732-042-12 | 42,4 x 1,5 | | 2 |
| 146732-048-12 | 48,3 x 1,5 | | 2 |



Håndliste afslutning

Venstre / højre Med kabelkanal

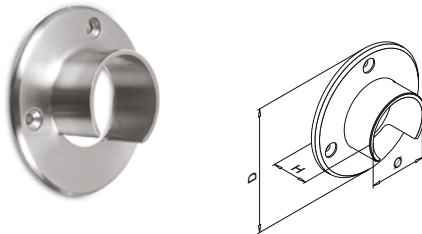


MOD 6739

| 316 | | Børstet | |
|---------------|------|------------|---|
| OUTDOOR | D | For Ø | |
| 146739-042-12 | 42,4 | 42,4 x 1,5 | 2 |
| 146739-048-12 | 48,3 | 48,3 x 1,5 | 2 |



Vægflange

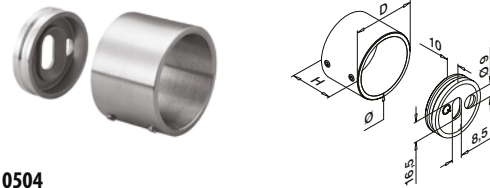


MOD 6505

| 304 | | Børstet | | | | |
|---------------|------|---------|----|------|-----|---|
| INDOOR | Ø | D | H | | | |
| 136505-042-12 | 42,4 | 90 | 30 | QS-5 | 471 | 2 |
| 136505-048-12 | 48,3 | 95 | 35 | QS-5 | 471 | 2 |
| 316 | | Børstet | | | | |
| OUTDOOR | | | | | | |
| 146505-042-12 | 42,4 | 90 | 30 | QS-6 | 471 | 2 |
| 146505-048-12 | 48,3 | 95 | 35 | QS-6 | 471 | 2 |



Med kabelkanal

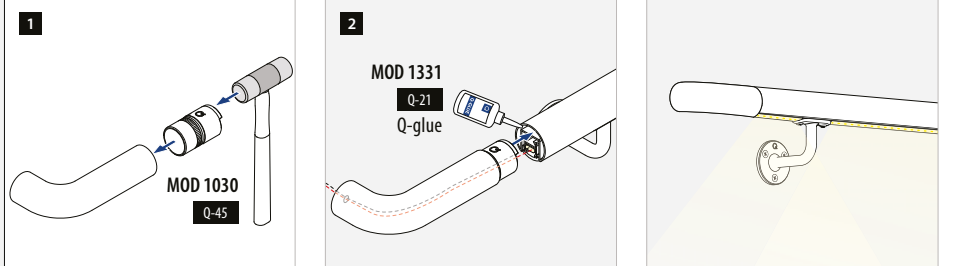


MOD 0504

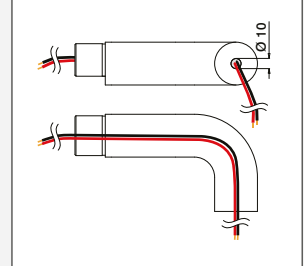
| 304 | | Børstet | | | | |
|---------------|------|---------|----|-------|-------------|-------|
| INDOOR | Ø | D | H | | | |
| 130504-042-12 | 42,4 | 50 | 35 | QS-55 | 470 / QS-21 | 472 2 |
| 130504-048-12 | 48,3 | 56 | 35 | QS-55 | 470 / QS-21 | 472 2 |
| 316 | | Børstet | | | | |
| OUTDOOR | | | | | | |
| 140504-042-12 | 42,4 | 50 | 35 | QS-55 | 470 / QS-22 | 472 2 |
| 140504-048-12 | 48,3 | 56 | 35 | QS-55 | 470 / QS-22 | 472 2 |



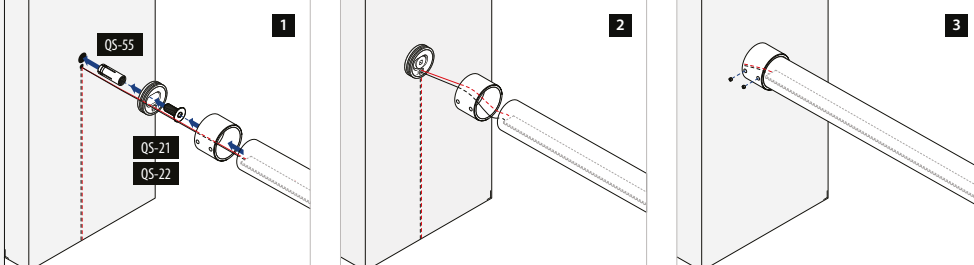
Q-INFO MOD 6739



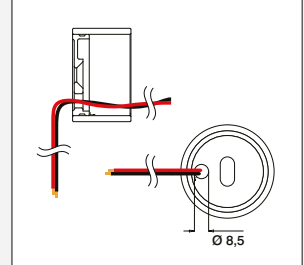
Q-INFO MOD 6739



Q-INFO MOD 0504



Q-INFO MOD 0504





STOLPE- GELÆNDER- SYSTEMER

| | |
|--------------------|-----------|
| Easy Alu | 268 - 281 |
| Square Line® 40x10 | 282 - 283 |
| Square Line® 40x20 | 284 - 287 |
| Square Line® 40x40 | 288 - 301 |
| Square Line® 60x30 | 302 - 307 |
| Q-line | 308 - 359 |
| Barrier Line | 360 - 361 |
| Q-line poleret | 362 - 371 |
| Svejse produkter | 372 - 379 |
| Bendywood | 382 - 383 |
| Naturail | 384 - 385 |
| Fyldninger | 386 - 419 |



EASY ALU

Designet til:

Let og middel belastning

Brug:

Indendørs og udendørs

Varianter:

Top- og sidemontering

Anvendelser:

Balkoner, gallerier, gangbroer, skilleelementer, trapper og franske balkoner

Materiale:

Aluminium (rå, børstet anodiseret eller pulverlakeret)

Glastykkelse:

8 til 10,76 mm

Find alle oplysninger om Easy Alu online:



[https://q-ne.ws/
EasyAlu23](https://q-ne.ws/EasyAlu23)



Hurtigste montering, de største fordele

Easy Alu tilbyder dig alle fordelene ved et aluminiumsgelænder i høj kvalitet med den velkendte kvalitet fra Q-railing, sammen med det flotte udseende, attraktive priser og imponerende tilpasningsmuligheder. Du kan vælge at samle komponenterne til komplette gelændere på dit eget værksted. Alternativt kan du gøre det endnu hurtigere ved at bestille monteringsklare moduler, der er tilpasset til dine specifikationer. Fastgør dem blot til gulvet, og så er den klaret!

| Easy Alu | DK | DK |
|------------------------------|--------------|---------------|
| | Topmontering | Sidemontering |
| Max. linje belastning (kN/m) | 1,0 | 1,0 |
| Max. stolpeafstand (mm) | 1072 | 872 |

Vær opmærksom på specifikationerne for montering og glas dimensioner, samt glastyper i hvert certifikat. Ønsker du flere oplysninger, så besøg venligst vores hjemmeside.

Internationalt testet/beregnet/certificeret:



- 1 Med Glass Wing-gummi: Indsæt glasset hurtigt og næsten uden at trykke – gummi holder glasset godt fast.
- 2 Vælg mellem 3 bestillingsmuligheder.
- 3 Leveres med en nivelleringsblok til ujævne gulve.



EASY ALU - FYLDNINGER

Glas

- Alle glas
- Glas med midterrør

Tilgængelig efter anmodning:

- Udfyldning til tremmegelænder
- Udfyldning med metalplade



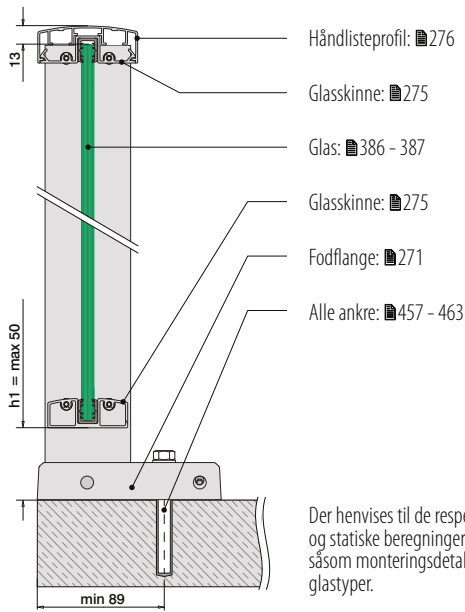
386 - 387

3 BESTILLINGS- MULIGHEDER

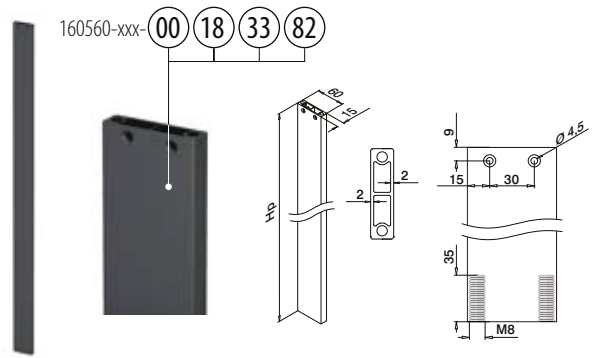
281



Gelænderstolper, topmonteret



Der henvises til de respektive certifikater og statiske beregninger til specifikationer såsom monteringsdetaljer, glasmål og glastyper.



MOD 0560

| Aluminium | Rå | Hp | | |
|---------------|----|------|-------|-------|
| 160560-087-00 | | 865 | QS-30 | 472 1 |
| 160560-097-00 | | 965 | QS-30 | 472 1 |
| 160560-107-00 | | 1065 | QS-30 | 472 1 |
| 160560-117-00 | | 1165 | QS-30 | 472 1 |

| Aluminium | Børstet, anodiseret | OUTDOOR | | |
|---------------|---------------------|---------|-------|-------|
| 160560-087-18 | | 865 | QS-30 | 472 1 |
| 160560-097-18 | | 965 | QS-30 | 472 1 |
| 160560-107-18 | | 1065 | QS-30 | 472 1 |
| 160560-117-18 | | 1165 | QS-30 | 472 1 |

| Aluminium | Pulverlakeret RAL 7016, struktur overflade | OUTDOOR | | |
|---------------|--|---------|-------|-------|
| 160560-087-33 | | 865 | QS-30 | 472 1 |
| 160560-097-33 | | 965 | QS-30 | 472 1 |
| 160560-107-33 | | 1065 | QS-30 | 472 1 |
| 160560-117-33 | | 1165 | QS-30 | 472 1 |

| Aluminium | Black Line | OUTDOOR | | |
|-------------------|------------|---------|-------|-------|
| NEW 160560-087-82 | | 865 | QS-30 | 472 1 |
| NEW 160560-097-82 | | 965 | QS-30 | 472 1 |
| NEW 160560-107-82 | | 1065 | QS-30 | 472 1 |
| NEW 160560-117-82 | | 1165 | QS-30 | 472 1 |

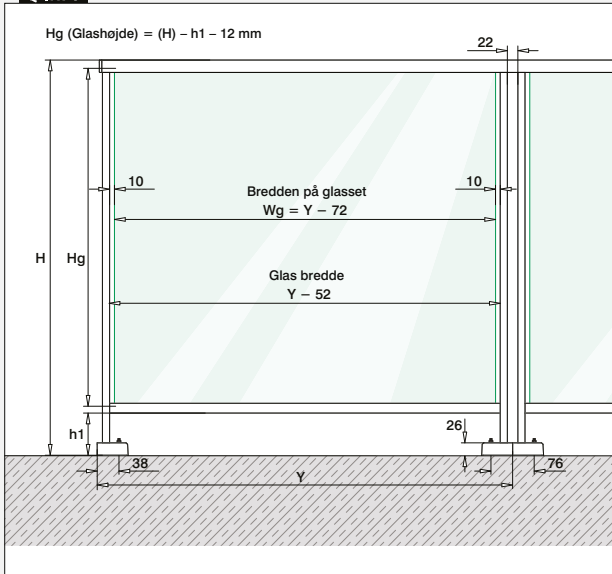


Beregninger – gelænderstolper, topmonteret

Gelænderhøjde (H) – 35 mm = gelænderstolperhøjde (Hp)

| Gelænderhøjde (H) | Gelænderstolperhøjde (Hp) |
|-------------------|---------------------------|
| 900 mm | 865 mm |
| 1000 mm | 965 mm |
| 1100 mm | 1065 mm |
| 1200 mm | 1165 mm |

Q-INFO

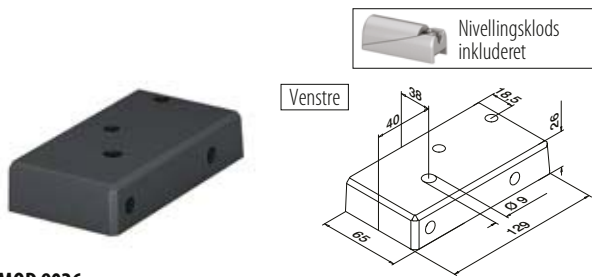


Q-INFO Aluminium

| | | | |
|----------|---------------------------|--|---|
| 00 Rå | 18 Børstet, anodiseret | 33 RAL 7016 Pulverlakeret Antracitgrå, mat, struktur overflade | 82 RAL 9005 Pulverlakeret Sort, mat, struktur overflade |
|----------|---------------------------|--|---|

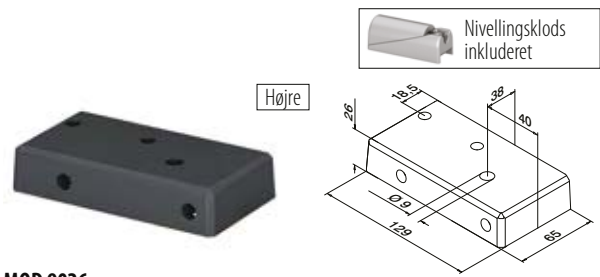
Q-INFO

Fodflange til stolpe, topmonteret



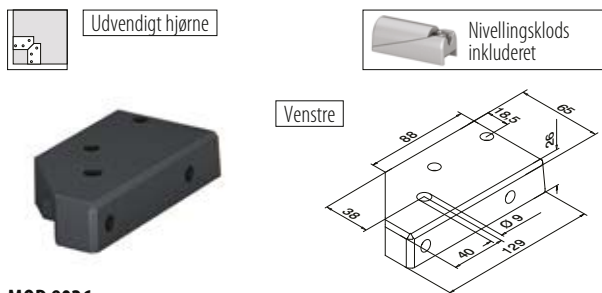
MOD 9026

| | | | |
|------------------|--|-----------|---|
| Aluminium | Rå | | |
| 169026-009-01-00 | | 457 - 463 | 1 |
| Aluminium | Børstet, anodiseret | | |
| OUTDOOR | | | |
| 169026-009-01-18 | | 457 - 463 | 1 |
| Aluminium | Pulverlakeret RAL 7016, struktur overflade | | |
| OUTDOOR | | | |
| 169026-009-01-33 | | 457 - 463 | 1 |
| Aluminium | Black Line | | |
| OUTDOOR | | | |
| NEW | 169026-009-01-82 | 457 - 463 | 1 |



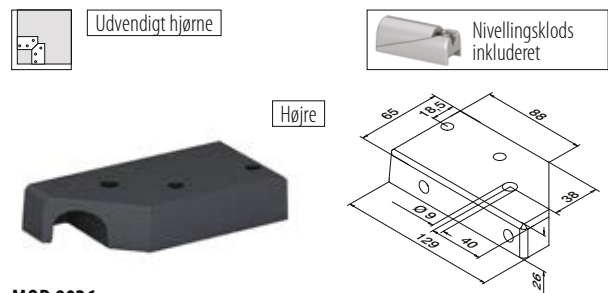
MOD 9026

| | | | |
|------------------|--|-----------|---|
| Aluminium | Rå | | |
| 169026-009-02-00 | | 457 - 463 | 1 |
| Aluminium | Børstet, anodiseret | | |
| OUTDOOR | | | |
| 169026-009-02-18 | | 457 - 463 | 1 |
| Aluminium | Pulverlakeret RAL 7016, struktur overflade | | |
| OUTDOOR | | | |
| 169026-009-02-33 | | 457 - 463 | 1 |
| Aluminium | Black Line | | |
| OUTDOOR | | | |
| NEW | 169026-009-02-82 | 457 - 463 | 1 |



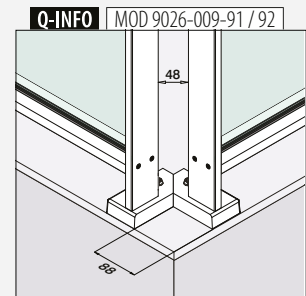
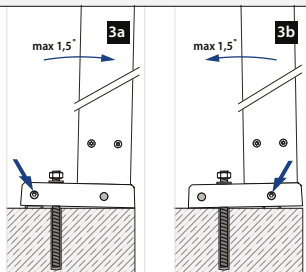
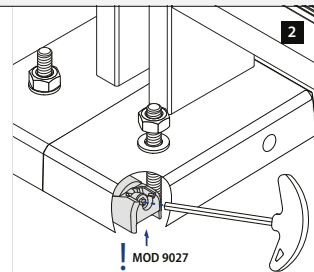
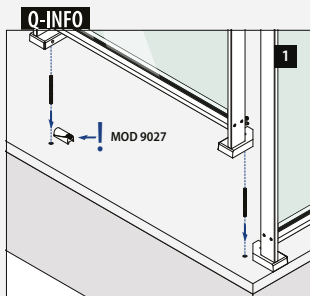
MOD 9026

| | | | |
|------------------|--|-----------|---|
| Aluminium | Rå | | |
| 169026-009-91-00 | | 457 - 463 | 1 |
| Aluminium | Børstet, anodiseret | | |
| OUTDOOR | | | |
| 169026-009-91-18 | | 457 - 463 | 1 |
| Aluminium | Pulverlakeret RAL 7016, struktur overflade | | |
| OUTDOOR | | | |
| 169026-009-91-33 | | 457 - 463 | 1 |
| Aluminium | Black Line | | |
| OUTDOOR | | | |
| NEW | 169026-009-91-82 | 457 - 463 | 1 |



MOD 9026

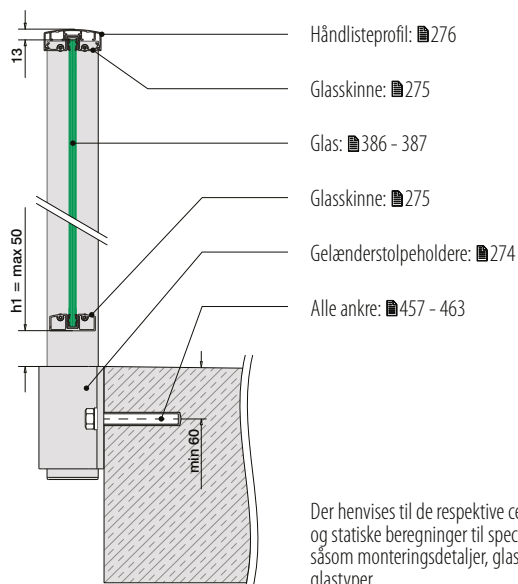
| | | | |
|------------------|--|-----------|---|
| Aluminium | Rå | | |
| 169026-009-92-00 | | 457 - 463 | 1 |
| Aluminium | Børstet, anodiseret | | |
| OUTDOOR | | | |
| 169026-009-92-18 | | 457 - 463 | 1 |
| Aluminium | Pulverlakeret RAL 7016, struktur overflade | | |
| OUTDOOR | | | |
| 169026-009-92-33 | | 457 - 463 | 1 |
| Aluminium | Black Line | | |
| OUTDOOR | | | |
| NEW | 169026-009-92-82 | 457 - 463 | 1 |





EASY ALU

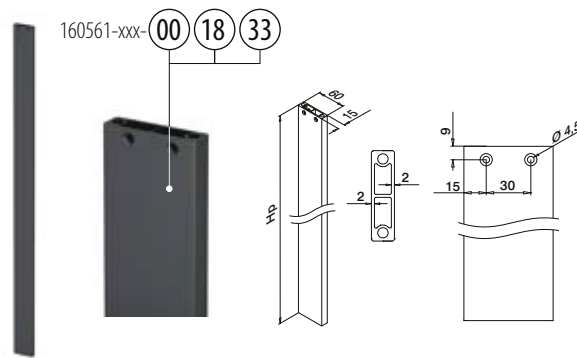
Gelænderstolper, sidemontering



Beregninger - gelænderstolper, sidemontering

Gelænderhøjde (H) + 140 mm = gelænderstolperhøjde (Hp)

| Gelænderhøjde (H) | Gelænderstolperhøjde (Hp) |
|-------------------|---------------------------|
| 900 mm | 1040 mm |
| 1000 mm | 1140 mm |
| 1100 mm | 1240 mm |
| 1200 mm | 1340 mm |

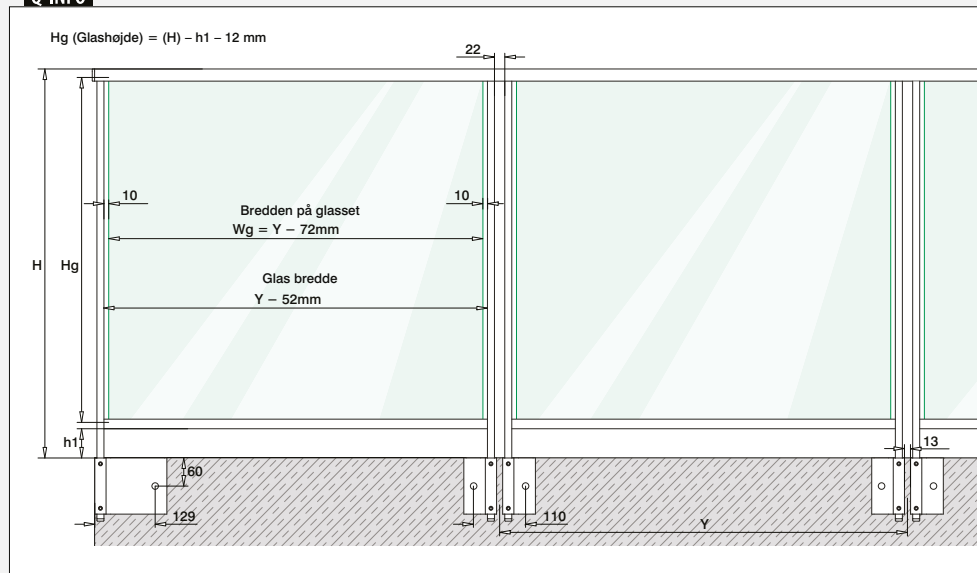


MOD 0561

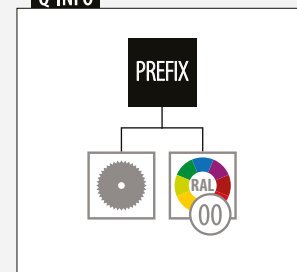
| Aluminium | Rå | Hp | |
|---------------|------------------------|------|---|
| 160561-104-00 | | 1040 | 1 |
| 160561-114-00 | | 1140 | 1 |
| 160561-124-00 | | 1240 | 1 |
| 160561-134-00 | | 1340 | 1 |
| Aluminium | Børstet, anodiseret | | |
| OUTDOOR | | | |
| 160561-104-18 | | 1040 | 1 |
| 160561-114-18 | | 1140 | 1 |
| 160561-124-18 | | 1240 | 1 |
| 160561-134-18 | | 1340 | 1 |
| Aluminium | Pulverlakeret RAL 7016 | | |
| OUTDOOR | | | |
| 160561-104-33 | | 1040 | 1 |
| 160561-114-33 | | 1140 | 1 |
| 160561-124-33 | | 1240 | 1 |
| 160561-134-33 | | 1340 | 1 |



Q-INFO



Q-INFO



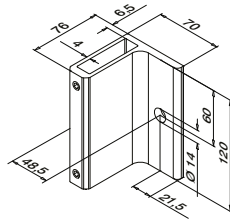
Gelænderstolpeholdere, sidemontering



Indvendigt hjørne



Venstre / højre



MOD 9028

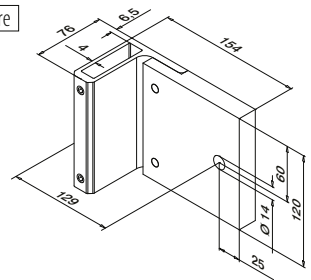
| | | | |
|------------------|--|-----------|---|
| Aluminium | Rå | | |
| 169028-120-00-00 | | 457 - 463 | 1 |
| Aluminium | Mat sølveffekt | | |
| OUTDOOR | | | |
| 169028-120-00-08 | | 457 - 463 | 1 |
| Aluminium | Pulverlakeret RAL 7016, struktur overflade | | |
| OUTDOOR | | | |
| 169028-120-00-33 | | 457 - 463 | 1 |



Udvendigt hjørne



Venstre / højre



MOD 9028

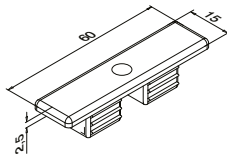
| | | | |
|------------------|--|-----------|---|
| Aluminium | Rå | | |
| 169028-120-90-00 | | 457 - 463 | 1 |
| Aluminium | Mat sølveffekt | | |
| OUTDOOR | | | |
| 169028-120-90-08 | | 457 - 463 | 1 |
| Aluminium | Pulverlakeret RAL 7016, struktur overflade | | |
| OUTDOOR | | | |
| 169028-120-90-33 | | 457 - 463 | 1 |



Endekapper til gelænderstolper, sidemontering



Bund

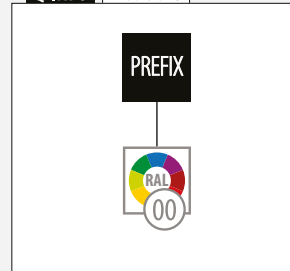


MOD 5743 - EASY HIT®

| | | |
|----------------|------------------------|---|
| Plastik | Aluminiumsgrå RAL 9006 | |
| OUTDOOR | | |
| 155743-36 | | 2 |
| Plastik | Antracitgrå RAL 7016 | |
| OUTDOOR | | |
| 155743-33 | | 2 |



Q-INFO MOD 9028



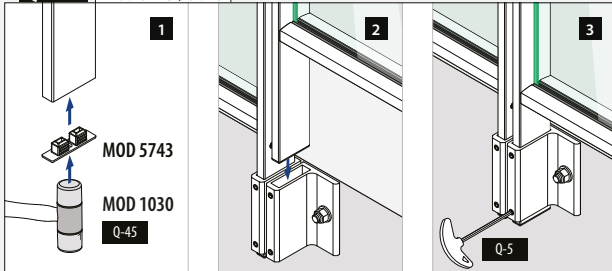
Q-INFO Plastik



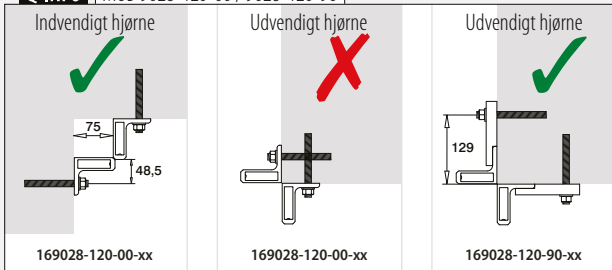
Q-INFO Aluminium



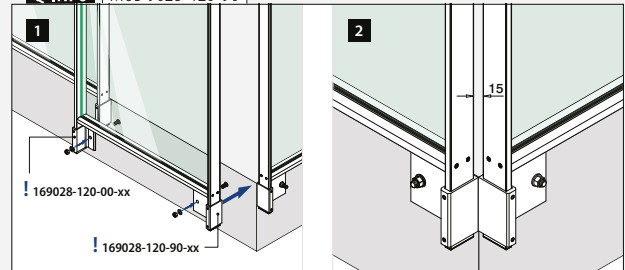
Q-INFO MOD 5743 / 9028




Q-INFO MOD 9028-120-00 / 9028-120-90



Q-INFO MOD 9028-120-90

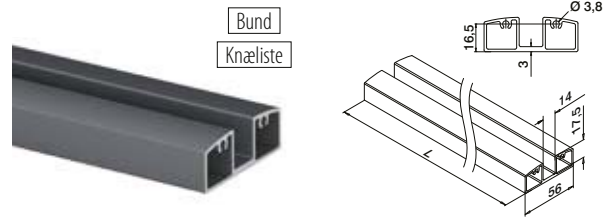


Glasskinne



MOD 5951

| | | | |
|------------------|--|--------|-------------|
| Aluminium | Rå | | |
| 165951-050-00 | QS-267 | 471 | L = 5 m |
| Aluminium | Børstet, anodiseret | | |
| OUTDOOR | | | |
| 165951-050-18 | QS-267 | 471 | L = 5 m |
| Aluminium | Pulverlakeret RAL 7016, struktur overflade | | |
| OUTDOOR | | | |
| 165951-050-33 | QS-267 | 471 | L = 5 m |
| Aluminium | Black Line | | |
| OUTDOOR | | | |
| NEW | 165951-050-82 | QS-267 | 471 L = 5 m |

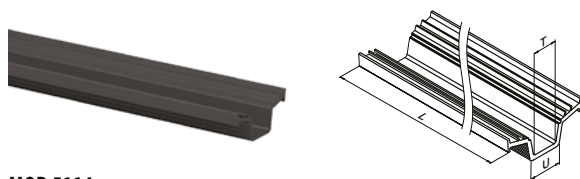


MOD 5952

| | | | |
|------------------|--|--------|-------------|
| Aluminium | Rå | | |
| 165952-050-00 | QS-267 | 471 | L = 5 m |
| Aluminium | Børstet, anodiseret | | |
| OUTDOOR | | | |
| 165952-050-18 | QS-267 | 471 | L = 5 m |
| Aluminium | Pulverlakeret RAL 7016, struktur overflade | | |
| OUTDOOR | | | |
| 165952-050-33 | QS-267 | 471 | L = 5 m |
| Aluminium | Black Line | | |
| OUTDOOR | | | |
| NEW | 165952-050-82 | QS-267 | 471 L = 5 m |



Glass Wing glas-gummisæt

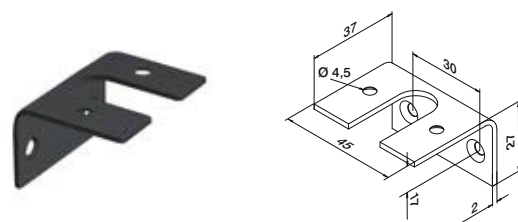


MOD 5114

| Tilbehør | | | |
|--------------------|----|--------------|---------|
| Til hærdet glas | U | T | |
| 205114-050-08 | 14 | 8 | L = 5 m |
| 205114-050-10 | 14 | 10 | L = 5 m |
| Til lamineret glas | | | |
| 205114-050-08 | 14 | 8,76 | L = 5 m |
| 205114-050-10 | 14 | 9,52 - 10,76 | L = 5 m |

International Design Model Protection

Adapter til glasskinne

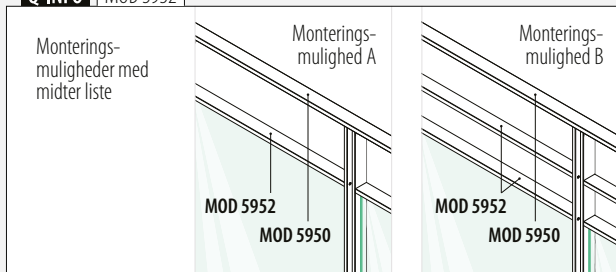


MOD 5960

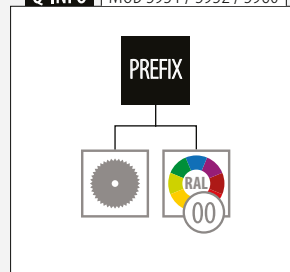
| | | | |
|------------------|--|--------|-------|
| Aluminium | Rå | | |
| 165960-00 | QS-268 | 471 | 4 |
| Aluminium | Børstet, anodiseret | | |
| OUTDOOR | | | |
| 165960-18 | QS-268 | 471 | 4 |
| Aluminium | Pulverlakeret RAL 7016, struktur overflade | | |
| OUTDOOR | | | |
| 165960-33 | QS-268 | 471 | 4 |
| Aluminium | Black Line | | |
| OUTDOOR | | | |
| NEW | 165960-82 | QS-268 | 471 4 |



Q-INFO | MOD 5952



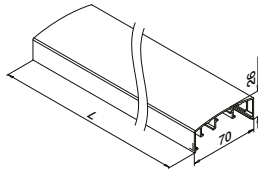
Q-INFO | MOD 5951 / 5952 / 5960



Q-INFO | MOD 5960

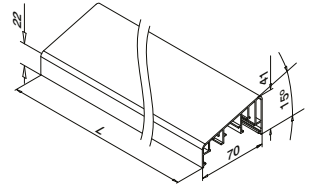


Håndlisteprofil



MOD 5950

| | | |
|------------------|--|---------|
| Aluminium | Rå | |
| 165950-050-00 | | L = 5 m |
| Aluminium | Børstet, anodiseret | |
| OUTDOOR | | |
| 165950-050-18 | | L = 5 m |
| Aluminium | Pulverlakeret RAL 7016, struktur overflade | |
| OUTDOOR | | |
| 165950-050-33 | | L = 5 m |
| Aluminium | Black Line | |
| OUTDOOR | | |
| NEW | 165950-050-82 | L = 5 m |



MOD 5953

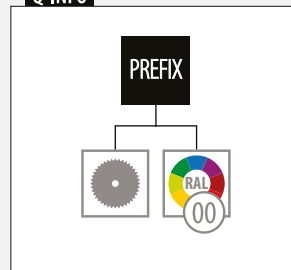
| | | |
|------------------|--|---------|
| Aluminium | Rå | |
| 165953-050-00 | | L = 5 m |
| Aluminium | Børstet, anodiseret | |
| OUTDOOR | | |
| 165953-050-18 | | L = 5 m |
| Aluminium | Pulverlakeret RAL 7016, struktur overflade | |
| OUTDOOR | | |
| 165953-050-33 | | L = 5 m |
| Aluminium | Black Line | |
| OUTDOOR | | |
| 165953-050-82 | | L = 5 m |



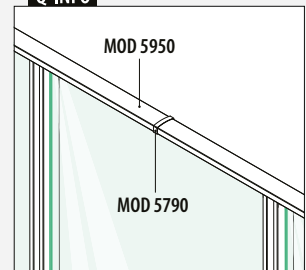
Q-INFO Aluminium

| | | | |
|----|---------------------|-------------------------------------|-------------------------------|
| | | | |
| 00 | 18 | 33 RAL 7016 | 82 RAL 9005 |
| Rå | Børstet, anodiseret | Pulverlakeret | Pulverlakeret |
| | | Antracitgrå, mat, truktur overflade | Sort, mat, struktur overflade |

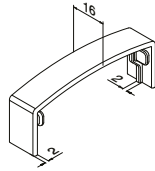
Q-INFO



Q-INFO

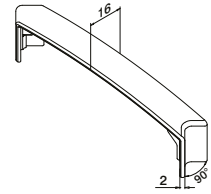


Dækkapper til forbinder



MOD 5790

| | |
|----------------------|------------------------|
| Plastik | Aluminiumsgrå RAL 9006 |
| OUTDOOR | |
| 155790-36 | 2 |
| Plastik | Antracitgrå RAL 7016 |
| OUTDOOR | |
| 155790-33 | 2 |
| Plastik | Sort RAL 9005 |
| OUTDOOR | |
| NEW 155790-80 | 2 |



MOD 5314

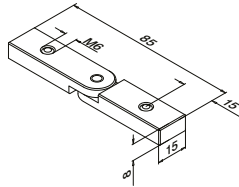
| | |
|----------------------|------------------------|
| Plastik | Aluminiumsgrå RAL 9006 |
| OUTDOOR | |
| 155314-36 | 2 |
| Plastik | Antracitgrå RAL 7016 |
| OUTDOOR | |
| 155314-33 | 2 |
| Plastik | Sort RAL 9005 |
| OUTDOOR | |
| NEW 155314-80 | 2 |

Forbinder

Justerbar

2x per hjørne / tilslutning

0 - 90°



MOD 5313

| | |
|------------------|----|
| Aluminium | Rå |
| | |
| 165313 | 2 |



Q-INFO Plastik

36 RAL 9006



Aluminiumgrå, silkeagtig, glat

33 RAL 7016



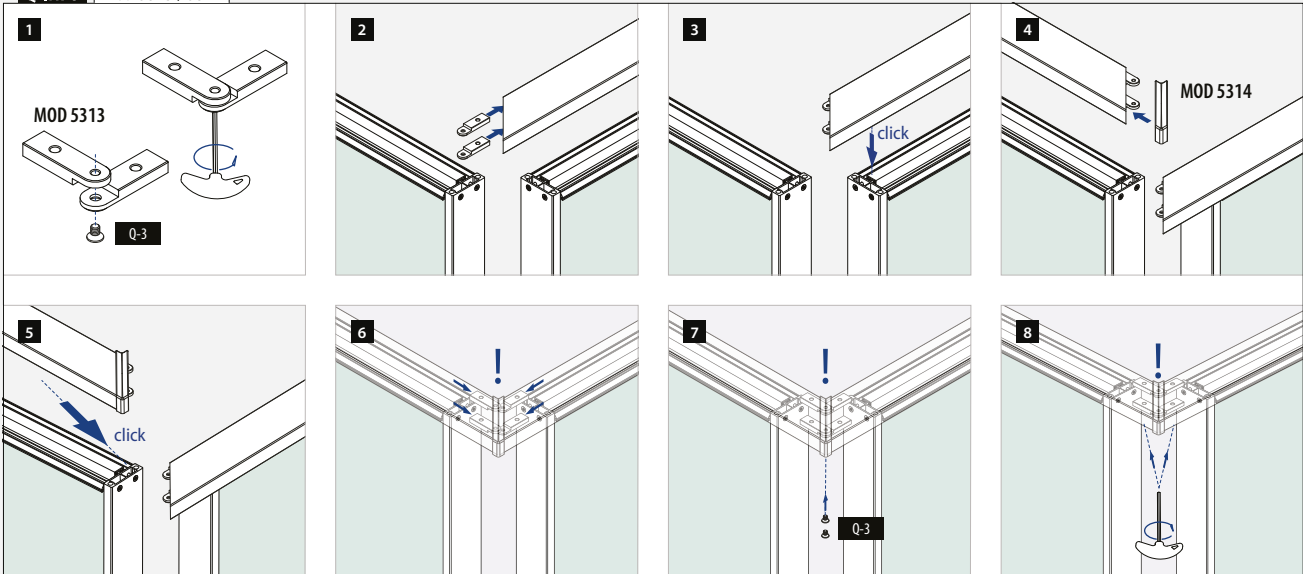
Antracitgrå, mat, glat

80 RAL 9005

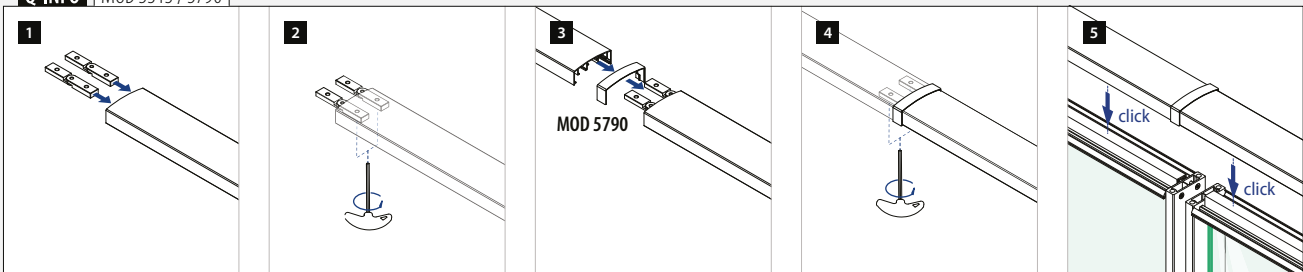


Sort, silkeagtig, struktur overflade

Q-INFO MOD 5313 / 5314



Q-INFO MOD 5313 / 5790



Endekapper til håndlisteprofil

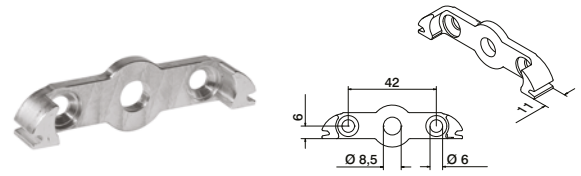


MOD 5742 - EASY HIT®

| | | |
|------------------|--|---|
| Aluminium | Rå | |
| 165742-00 | | 2 |
| Aluminium | Børstet, anodiseret | |
| OUTDOOR | | |
| 165742-18 | | 2 |
| Aluminium | Pulverlakeret RAL 7016, struktur overflade | |
| OUTDOOR | | |
| 165742-33 | | 2 |
| Aluminium | Black Line | |
| OUTDOOR | | |
| NEW | 165742-82 | 2 |



Vægflange

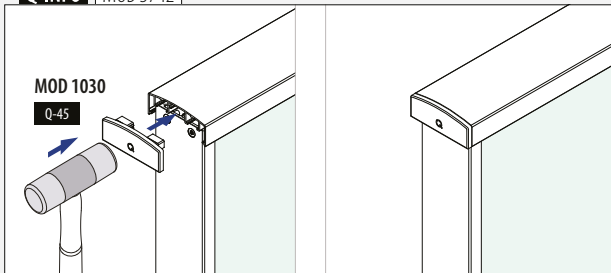


MOD 5505

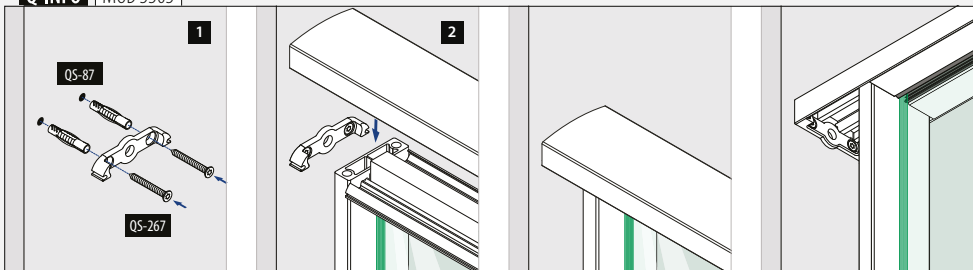
| | | | | |
|------------------|----------------------------|---|--|--|
| Aluminium | Rå | | | |
| 165505 | QS-267 ■ 471 / QS-87 ■ 470 | 2 | | |



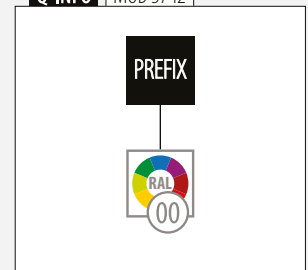
Q-INFO MOD 5742



Q-INFO MOD 5505



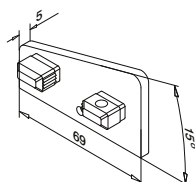
Q-INFO MOD 5742




Endekapper til håndlisteprofil



Venstre



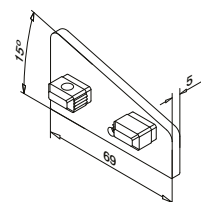
MOD 5744

| | | |
|------------------|--|---|
| Aluminium | Rå |  |
| 165744-01-00 | | 2 |
| Aluminium | Børstet, anodiseret | |
| OUTDOOR | | |
| 165744-01-18 | | 2 |
| Aluminium | Pulverlakeret RAL 7016, struktur overflade | |
| OUTDOOR | | |
| 165744-01-33 | | 2 |
| Aluminium | Black Line | |
| OUTDOOR | | |
| 165744-01-82 | | 2 |


NEW



Højre



MOD 5744

| | | |
|------------------|--|---|
| Aluminium | Rå |  |
| 165744-02-00 | | 2 |
| Aluminium | Børstet, anodiseret | |
| OUTDOOR | | |
| 165744-02-18 | | 2 |
| Aluminium | Pulverlakeret RAL 7016, struktur overflade | |
| OUTDOOR | | |
| 165744-02-33 | | 2 |
| Aluminium | Black Line | |
| OUTDOOR | | |
| 165744-02-82 | | 2 |

NEW

Q-INFO Aluminium

00



Rå

18

Børstet,
anodiseret

33 RAL 7016

Antracitgrå, mat,
struktur overflade

82 RAL 9005

Sort, mat,
struktur overflade

Q-INFO

PREFIX






Udfyldning til tremmegelænder

Gør dit Easy Alu-gelændersystem til en fransk balkon med tremmegelænder-look. Denne mulighed er tilgængelig efter anmodning.

Udfyldning med metalplade

Giv dit gelændersystem et moderne, stabilt look ved at benytte metalplade-udfyldninger metalplader til udfyldning. Denne mulighed er tilgængelig efter anmodning.



DINE BESTILLINGSMULIGHEDER

Mulighed

1 MODULER DER ER KLAR TIL MONTERING

VI:

- Skærer og borer, alt det der er behov for
- Giver dig præcis den overflade, du vil have (anodiseret og børstet, rå eller pulverlakeret i alle RAL-farver samt glans)
- Fabriksmonterer det hele
- Sender dig moduler, der er præcis, som du har specificeret dem

DU:

- Placerer modulerne, der hvor de skal være
- Fastgør modulerne til gulvet
- Klikker en håndliste på toppen



Mulighed

2 PRÆFABRIKEREDE ENKELTKOMPONENTER

VI:

- Skærer og borer, alt det der er behov for
- Pulverlakerer, hvis der er behov for det
- Sender alle komponenterne til dig i overensstemmelse med dine præcise specifikationer

DU:

- Samler komponenterne i moduler
- Placerer modulerne, der hvor de skal være
- Fastgør modulerne til gulvet
- Klikker en håndliste på toppen



Mulighed

3 STANDARDISEREDE ENKELTKOMPONENTER

VI:

- Sender standardiserede komponenter til dig


DU:

- Skærer, borer og – hvis du ønsker det – pulverlakerer
- Samler komponenterne i moduler
- Placerer modulerne, der hvor de skal være
- Fastgør modulerne til gulvet
- Klikker en håndliste på toppen





Find alle oplysninger om Square Line® 40x10 online:

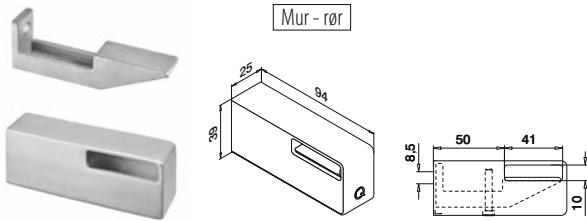


<https://q-ne.ws/SquareLine41-23>

SQUARE LINE® 40x10

Håndlister

Håndlistestøtter



MOD 4134

304 Børstet

INDOOR Til rør

134134-041-12 40 x 10 x 1,5 QS-35 467 / QS-3 471 2

304 Black Line

INDOOR

NEW 134134-041-82 40 x 10 x 1,5 QS-35 467 / QS-3 471 2

316 Børstet

OUTDOOR

SELL OUT 144134-041-12 40 x 10 x 1,5 QS-34 467 / QS-4 471 2

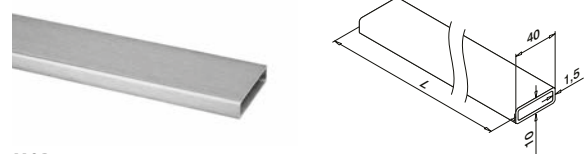


International Design
Model Protection

Håndlister

Rør

Q-TUBE



MOD 4900

304 Børstet

INDOOR

134900-041-25-12 40 x 10 x 1,5 L = 2,5 m

134900-041-50-12 40 x 10 x 1,5 L = 5 m

304 Black Line

INDOOR

NEW 134900-041-50-82 40 x 10 x 1,5 L = 5 m

316 Børstet

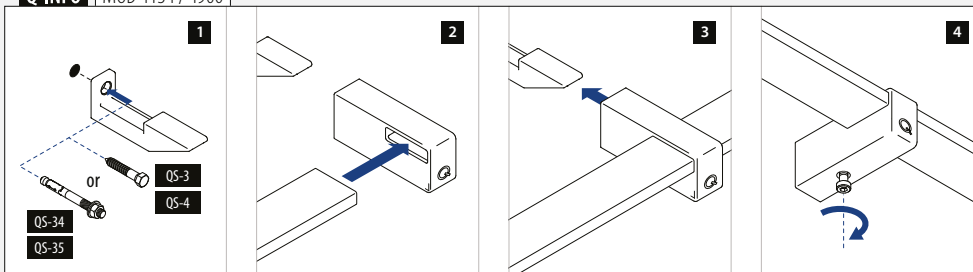
OUTDOOR

SELL OUT 144900-041-25-12 40 x 10 x 1,5 L = 2,5 m

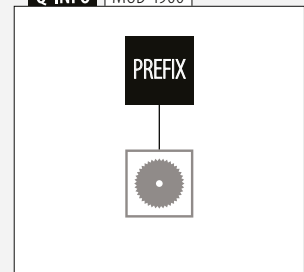
SELL OUT 144900-041-50-12 40 x 10 x 1,5 L = 5 m



Q-INFO | MOD 4134 / 4900



Q-INFO | MOD 4900





Find alle oplysninger om
Square Line® 40x20 online:



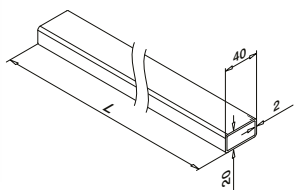
[https://q-ne.ws/
SquareLine41-23](https://q-ne.ws/SquareLine41-23)

SQUARE LINE® 40x20

SLANKE OG ELEGANTE
HÅNDLISTER

Rør

Q-TUBE

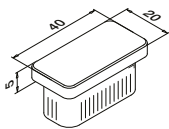


MOD 4900

| | | | |
|------------------|------------------|--------------------------|--------------------------|
| 304 | Børstet | | |
| INDOOR | | <input type="checkbox"/> | <input type="checkbox"/> |
| 134900-020-50-12 | 40 x 20 x 2,0 | | L = 5 m |
| 316 | Børstet | | |
| OUTDOOR | | | |
| NEW | 144900-020-50-12 | 40 x 20 x 2,0 | L = 5 m |



Endekapper

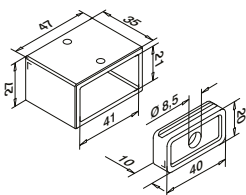


MOD 5728 - EASY HIT®

| | | | |
|----------------|---------------|--------------------------|--------------------------|
| 304 | Børstet | | |
| INDOOR | | <input type="checkbox"/> | <input type="checkbox"/> |
| 135728-020-12 | 40 x 20 x 2,0 | | 2 |
| 316 | Børstet | | |
| OUTDOOR | | | |
| NEW | 145728-020-12 | 40 x 20 x 2,0 | 2 |



Vægflange

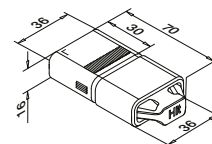


MOD 4504

| | | | |
|----------------|---------------|--------------------------|--------------------------|
| 304 | Børstet | | |
| INDOOR | | <input type="checkbox"/> | <input type="checkbox"/> |
| 134504-020-12 | 40 x 20 x 2,0 | QS-55 470 / QS-26 472 | 2 |
| 316 | Børstet | | |
| OUTDOOR | | | |
| 144504-020-12 | 40 x 20 x 2,0 | QS-55 470 / QS-27 472 | 2 |

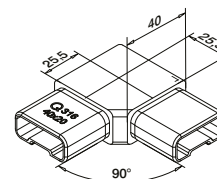



Forbinderer



MOD 5794 - EASY HIT®

| | | | |
|----------------|---------------|--------------------------|--------------------------|
| 316 | Rå | | |
| OUTDOOR | | <input type="checkbox"/> | <input type="checkbox"/> |
| 145794-020 | 40 x 20 x 2,0 | | 2 |



MOD 4301

| | | | |
|----------------|---------------|--------------------------|--------------------------|
| 304 | Børstet | | |
| INDOOR | | <input type="checkbox"/> | <input type="checkbox"/> |
| 134301-020-12 | 40 x 20 x 2,0 | | 2 |
| 316 | Børstet | | |
| OUTDOOR | | | |
| 144301-020-12 | 40 x 20 x 2,0 | | 2 |

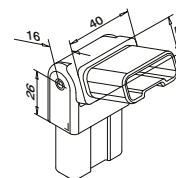


Forbinderer

Justerbar



0-70°

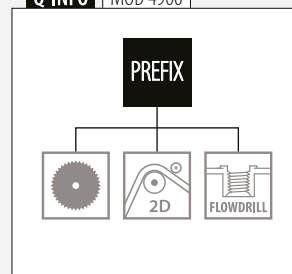


MOD 4312

| | | | |
|----------------|---------------|--------------------------|--------------------------|
| 304 | Børstet | | |
| INDOOR | | <input type="checkbox"/> | <input type="checkbox"/> |
| 134312-020-12 | 40 x 20 x 2,0 | | 2 |
| 316 | Børstet | | |
| OUTDOOR | | | |
| 144312-020-12 | 40 x 20 x 2,0 | | 2 |



Q-INFO | MOD 4900



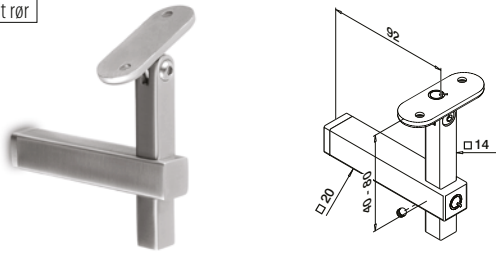
Håndlister

Håndlistestøtter

Justerbar

Stolpemontering

Til fladt rør



MOD 4133

304 Børstet

INDOOR

| | | | | | | |
|----------|---------------|-------|-------------|-------------|-----|---|
| SELL OUT | 134133-000-12 | QS-55 | 470 / QS-21 | 472 / QS-12 | 472 | 2 |
|----------|---------------|-------|-------------|-------------|-----|---|



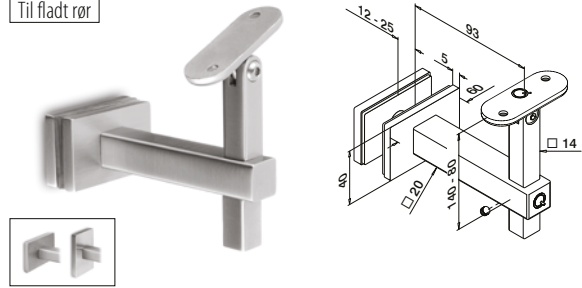
Håndlister

Håndlistestøtter

Justerbar

Glasmontering

Til fladt rør



MOD 4155

304 Børstet

INDOOR

| | | | | | | |
|----------|---------------|-------|-----|--|--|---|
| SELL OUT | 134155-000-12 | QS-12 | 472 | | | 2 |
|----------|---------------|-------|-----|--|--|---|



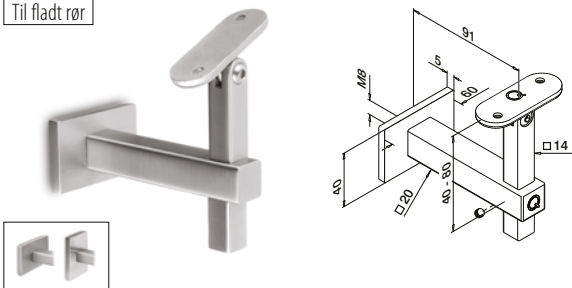
Håndlister

Håndlistestøtter

Justerbar

Vægmontering

Til fladt rør



MOD 4145

304 Børstet

INDOOR

| | | | | | | |
|--|---------------|------|-------------|-----|--|---|
| | 134145-000-12 | QS-1 | 471 / QS-12 | 472 | | 2 |
|--|---------------|------|-------------|-----|--|---|

316 Børstet

OUTDOOR

| | | | | | | |
|----------|---------------|------|-------------|-----|--|---|
| SELL OUT | 144145-000-12 | QS-2 | 471 / QS-13 | 472 | | 2 |
|----------|---------------|------|-------------|-----|--|---|

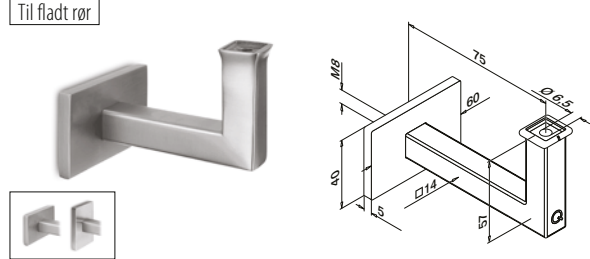


Håndlister

Håndlistestøtter

Vægmontering

Til fladt rør



MOD 4121

304 Børstet

INDOOR

| | | | | | | |
|--|---------------|------|-------------|-----|--|---|
| | 134121-000-12 | QS-1 | 471 / QS-54 | 472 | | 2 |
|--|---------------|------|-------------|-----|--|---|

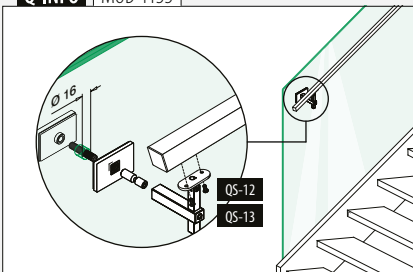
316 Børstet

OUTDOOR

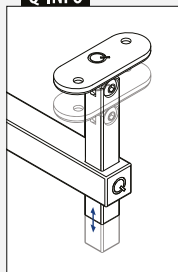
| | | | | | | |
|--|---------------|------|-------------|-----|--|---|
| | 144121-000-12 | QS-2 | 471 / QS-70 | 472 | | 2 |
|--|---------------|------|-------------|-----|--|---|



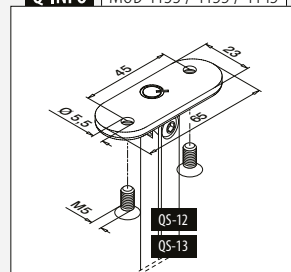
Q-INFO MOD 4155



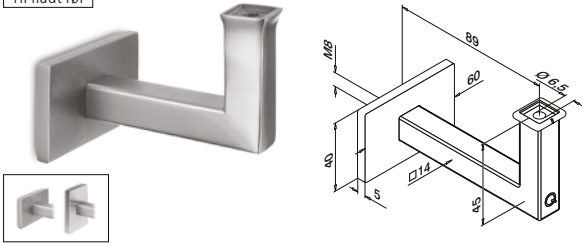
Q-INFO



Q-INFO MOD 4133 / 4155 / 4145



Til fladt rør

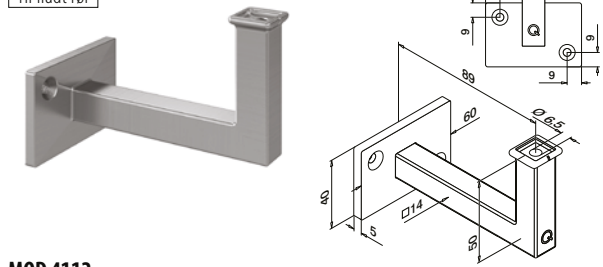


MOD 4111

| | | | |
|--------------------------|---------|-------------|-----|
| 304 | Børstet | | |
| INDOOR | | | |
| 134111-000-12 | QS-1 | 471 / QS-54 | 472 |
| 316 | Børstet | | |
| OUTDOOR | | | |
| NEW 144111-000-12 | QS-2 | 471 / QS-70 | 472 |



Til fladt rør

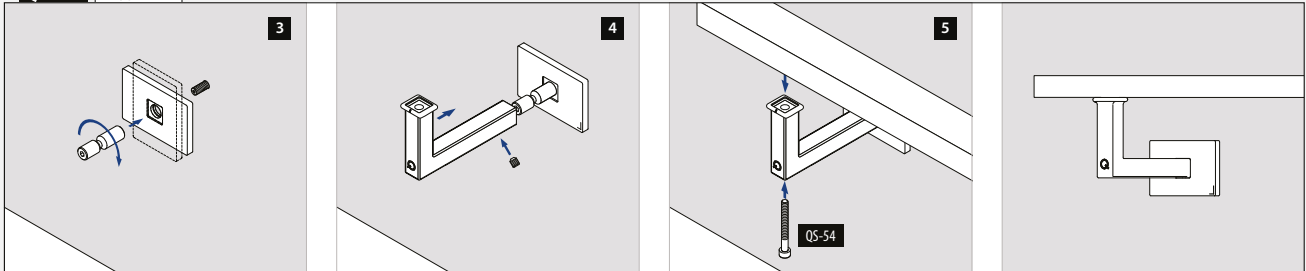


MOD 4112

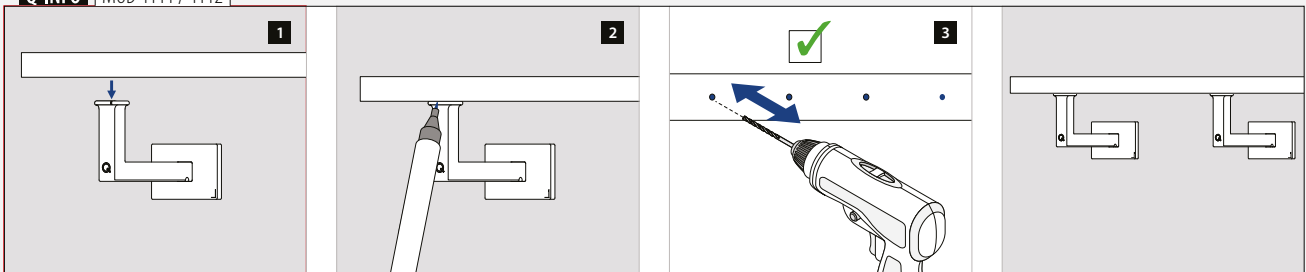
| | | | |
|--------------------------|---------|-------------|-----|
| 304 | Børstet | | |
| INDOOR | | | |
| 134112-000-12 | QS-5 | 471 / QS-54 | 472 |
| 316 | Børstet | | |
| OUTDOOR | | | |
| NEW 144112-000-12 | QS-6 | 471 / QS-70 | 472 |



Q-INFO MOD 4111



Q-INFO MOD 4111 / 4112





Designet til:

Let og middel belastning

Brug:

Indendørs og udendørs

Varianter:

Top-, gulv- og sidemontering

Anvendelse:

Balkoner, gallerier, gangbroer, skilleelementer, trapper og franske balkoner

Materiale:

Rustfrit stål 304 og 316 (børstet eller pulverlakeret i RAL 9005 sort)

Find alle oplysninger om Square Line® 40x40 online:



<https://q-ne.ws/SquareLine44-23>

SQUARE LINE® 40x40



Til et enkelt og moderne look

Square Line® 40x40 er beviset på, at flot design ikke behøver at være kompliceret. Dets enkle linjer og rustfri stål-finish giver gelændere og trappegelændere et elegant, rent look. Foretrækker du runde former, er det heller ikke noget problem. Square Line er særdeles modulært, og du kan kombinere det med dele fra andre Q-railing stolpegelændersystemer.

Internationalt testet/beregnet/certificeret:



- 1 Dette system giver et bredt udvalg af fyldninger, herunder glas, tremmer, net og kabler.
- 2 Vælg mellem forskellige LED-muligheder til håndlister.
- 3 Skaber et moderne look takket være det industrielle design.



SQUARE LINE® 40x40 FYLDNINGER

Glas

- Glasramme system
- Glasklemmer
- Glasadaptere
- Glasholdere



386 - 390

Stænger og rør


- Vandrette fyldninger
- Lodrette fyldninger



391 - 403

Kabel


- Fast Fix Ø 3,2 mm
- Fast Fix Ø 4,0 mm
- Easy Fix Ø 3,2 mm
- Easy Fix Ø 6,0 mm



404 - 411

Net


- Easy Q-web



412 - 415

Plade

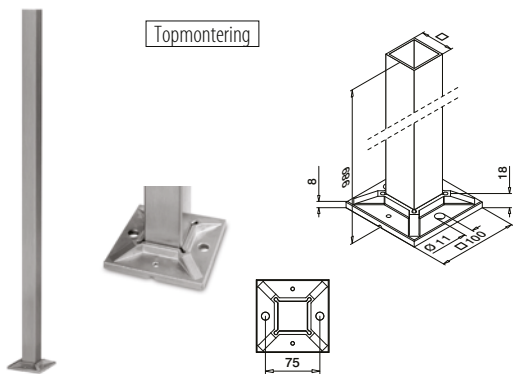
- Pladeadaptere



416 - 419

Stolper

Gelænderstolper



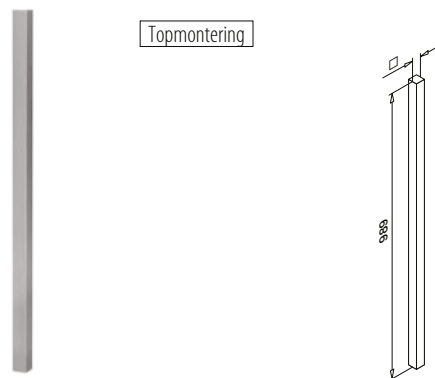
MOD 4921

| | | | | |
|----------------|---------------|-------|-----|---|
| 304 | Børstet | | | |
| INDOOR | | | | |
| 134921-040-12 | 40 x 40 x 2,0 | Q5-59 | 467 | 1 |
| 316 | Børstet | | | |
| OUTDOOR | | | | |
| 144921-040-12 | 40 x 40 x 2,0 | Q5-58 | 467 | 1 |



Stolper

Stolpe rør



MOD 4901

| | | | | |
|---------------|---------------|--|--|---|
| 304 | Børstet | | | |
| INDOOR | | | | |
| 134901-040-12 | 40 x 40 x 2,0 | | | 1 |



Stolper

Dækkapper



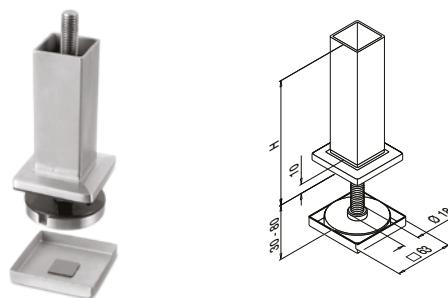
MOD 4511

| | | | | |
|----------------|---------|----------|--|---|
| 304 | Børstet | | | |
| INDOOR | | H | | |
| 134511-040-12 | 108 | 25 | | 2 |
| 316 | Børstet | | | |
| OUTDOOR | | | | |
| 144511-040-12 | 108 | 25 | | 2 |

Stolper

Fodflange til stolpe

Til trapper

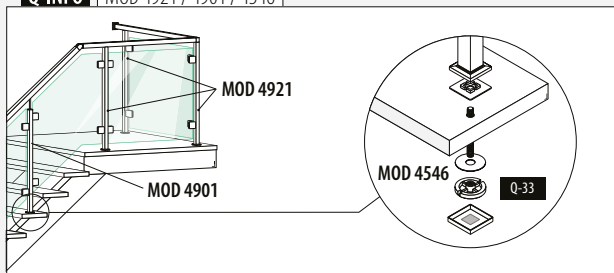


MOD 4546

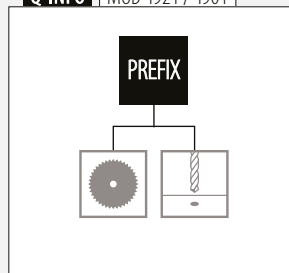
| | | | | |
|---------------|---------------|----------------|----------|---|
| 304 | Børstet | | | |
| INDOOR | | Til rør | H | |
| 134546-040 | 40 x 40 x 2,0 | | 100 | 1 |



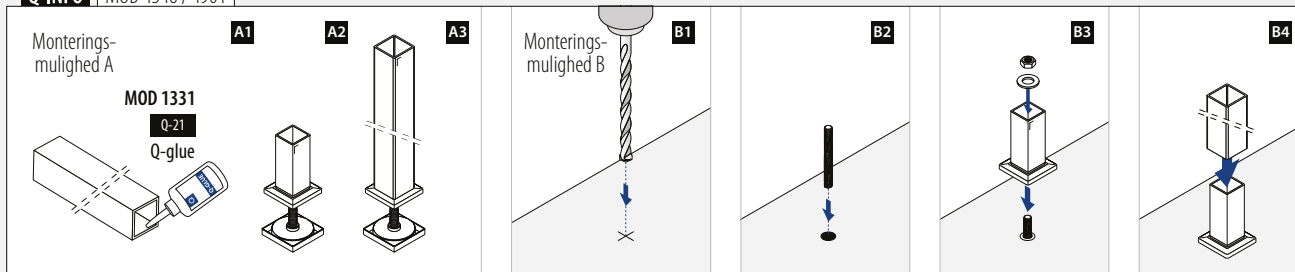
Q-INFO | MOD 4921 / 4901 / 4546

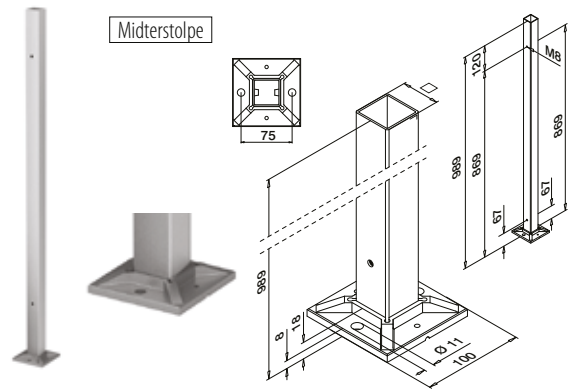
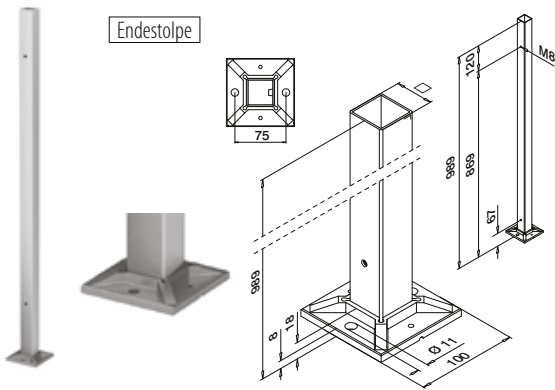


Q-INFO | MOD 4921 / 4901



Q-INFO | MOD 4546 / 4901





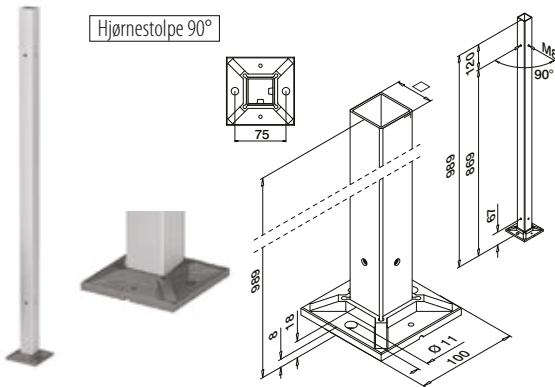
MOD 4972

| | | | | |
|-----------------------------|---------------|-------|-----|---|
| 304 | Børstet | | | |
| INDOOR | | | | |
| 134972-040-01-12 | 40 x 40 x 2,0 | QS-59 | 467 | 1 |
| 304 | Black Line | | | |
| INDOOR | | | | |
| NEW 134972-040-01-82 | 40 x 40 x 2,0 | QS-59 | 467 | 1 |
| 316 | Børstet | | | |
| OUTDOOR | | | | |
| 144972-040-01-12 | 40 x 40 x 2,0 | QS-58 | 467 | 1 |



MOD 4972

| | | | | |
|------------------|---------------|-------|-----|---|
| 304 | Børstet | | | |
| INDOOR | | | | |
| 134972-040-02-12 | 40 x 40 x 2,0 | QS-59 | 467 | 1 |
| 316 | Børstet | | | |
| OUTDOOR | | | | |
| 144972-040-02-12 | 40 x 40 x 2,0 | QS-58 | 467 | 1 |



MOD 4972

| | | | | |
|------------------|---------------|-------|-----|---|
| 304 | Børstet | | | |
| INDOOR | | | | |
| 134972-040-90-12 | 40 x 40 x 2,0 | QS-59 | 467 | 1 |
| 316 | Børstet | | | |
| OUTDOOR | | | | |
| 144972-040-90-12 | 40 x 40 x 2,0 | QS-58 | 467 | 1 |



Dækkapper



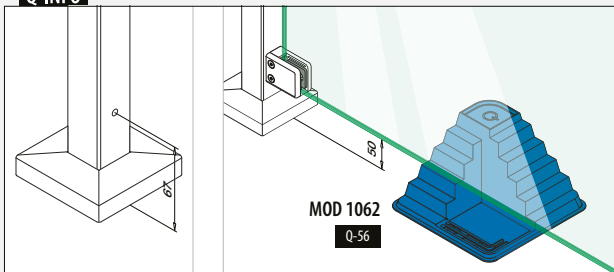
MOD 4511

| | | | | |
|--------------------------|------------|----------|--|---|
| 304 | Børstet | | | |
| INDOOR | | H | | |
| 134511-040-12 | 108 | 25 | | 2 |
| 304 | Black Line | | | |
| INDOOR | | | | |
| NEW 134511-040-82 | 108 | 25 | | 2 |
| 316 | Børstet | | | |
| OUTDOOR | | | | |
| 144511-040-12 | 108 | 25 | | 2 |

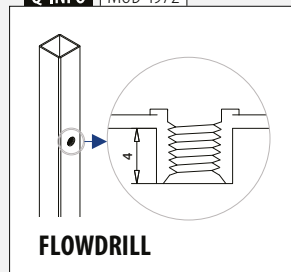
STOLPEGELÆNDSYSTEMER

SQUARE LINE® 40X40

Q-INFO



Q-INFO MOD 4972



Q-INFO MOD 4972



399

Fyldninger med rør og stænger - rektangulære

Q-INFO 304



12

Børstet

82 RAL 9005

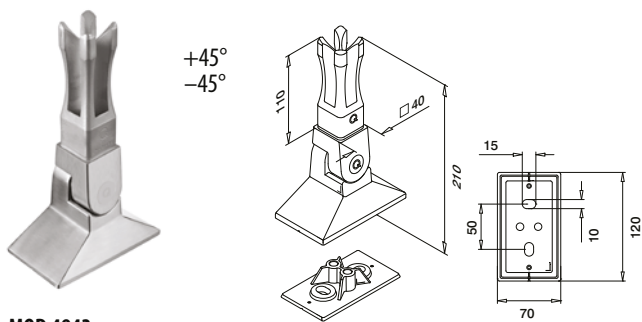
Pulverlakeret
Sort, mat, struktur overflade

Stolper

Fodflange til stolpe

Justerbar vinkel

Til limning



MOD 4943

| | | | | |
|--------------------|---------------|-------|-----|---|
| 304 Børstet | | | | |
| INDOOR | Til rør □ | | | |
| 134943-040-12 | 40 x 40 x 2,0 | QS-63 | 464 | 1 |
| 316 Børstet | | | | |
| OUTDOOR | | | | |
| 144943-040-12 | 40 x 40 x 2,0 | QS-62 | 464 | 1 |

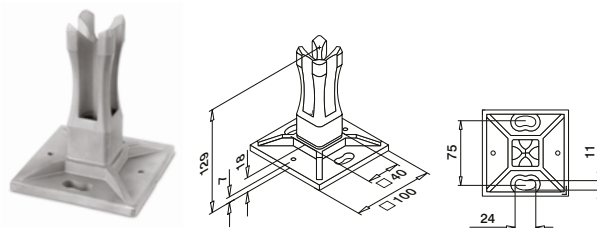


International Design Model Protection

Stolper

Fodflange til stolpe

Til limning



MOD 4942

| | | | | |
|--------------------|---------------|-------|-----|---|
| 304 Børstet | | | | |
| INDOOR | Til rør □ | | | |
| 134942-040 | 40 x 40 x 2,0 | QS-59 | 467 | 2 |
| 316 Børstet | | | | |
| OUTDOOR | | | | |
| 144942-040 | 40 x 40 x 2,0 | QS-58 | 467 | 2 |



International Design Model Protection

Stolper

Dækkapper

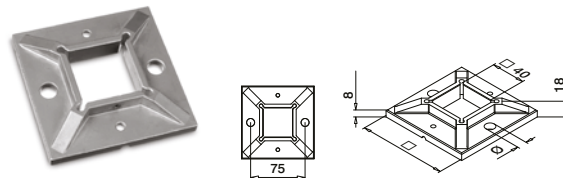


MOD 4511

| | | | | |
|--------------------|-----|----------|--|---|
| 304 Børstet | | | | |
| INDOOR | □ | H | | |
| 134511-040-12 | 108 | 25 | | 2 |
| 316 Børstet | | | | |
| OUTDOOR | | | | |
| 144511-040-12 | 108 | 25 | | 2 |

Stolper

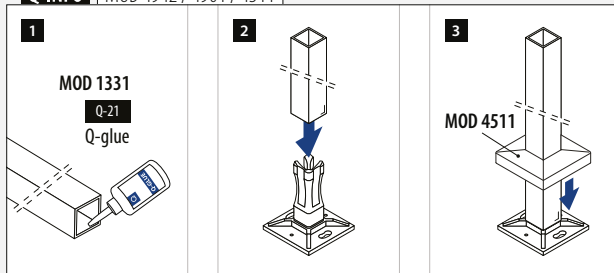
Fodflanger til gelænderstolper



MOD 4940

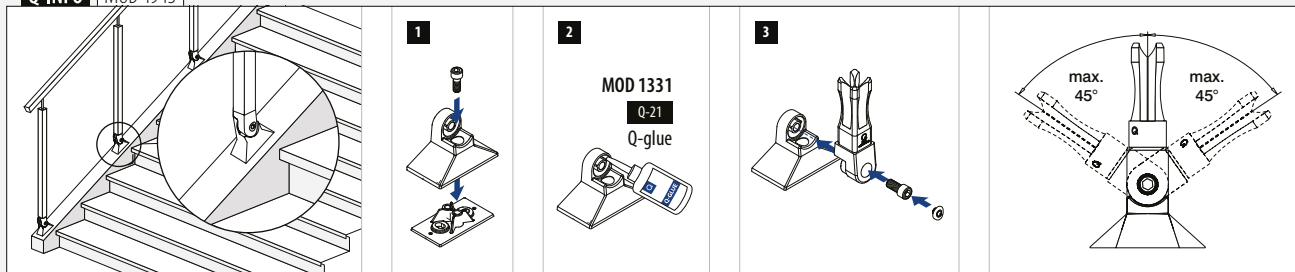
| | | | | |
|----------------|-----|----|-------|-----|
| 304 Rå | | | | |
| INDOOR | □ | ∅ | | |
| 134940-040 | 100 | 11 | QS-59 | 467 |
| 316 Rå | | | | |
| OUTDOOR | | | | |
| 144940-040 | 100 | 11 | QS-58 | 467 |

Q-INFO | MOD 4942 / 4901 / 4511

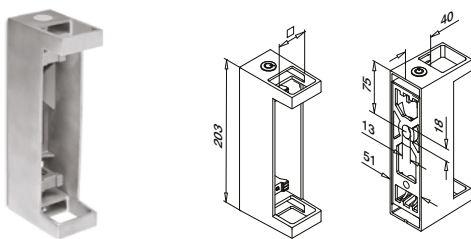


SELL OUT Kun så længe lager haves.

Q-INFO | MOD 4943



Gelænderstolpeholdere




MOD 4558

| | | | | |
|----------------|--------------------------|-------|-----|---|
| 304 | Børstet | | | |
| INDOOR | <input type="checkbox"/> | | | |
| 134558-040-12 | 40 x 40 | QS-63 | 464 | 1 |
| 316 | Børstet | | | |
| OUTDOOR | <input type="checkbox"/> | | | |
| 144558-040-12 | 40 x 40 | QS-62 | 464 | 1 |



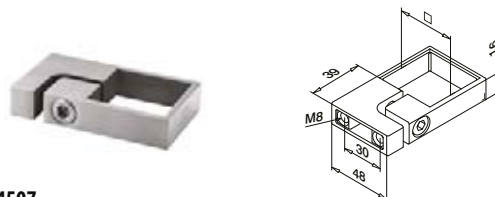
MOD 4551

| | | | | |
|---------------|--------------------------|-------|-----|---|
| 304 | Børstet | | | |
| INDOOR | <input type="checkbox"/> | | | |
| 134551-040-12 | 40 x 40 | QS-33 | 464 | 1 |



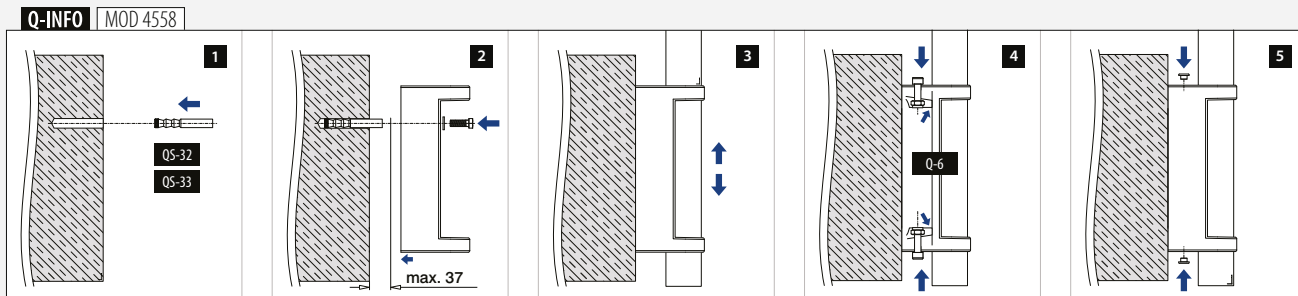
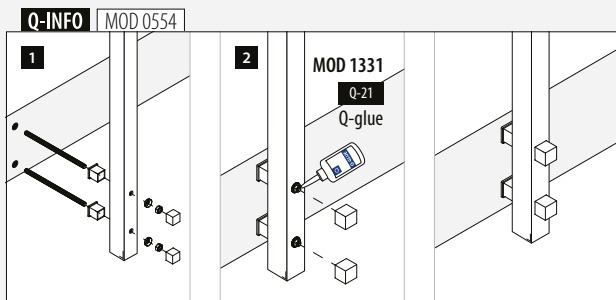
MOD 0554

| | | | | |
|------------------------|--------------------------|----------------------------------|--|---|
| 304 | Børstet | | | |
| INDOOR | <input type="checkbox"/> | Til rør <input type="checkbox"/> | | |
| SELL OUT 130554-040-12 | 40 x 40 | | | 2 |
| 316 | Børstet | | | |
| OUTDOOR | <input type="checkbox"/> | | | |
| 140554-040-12 | 40 x 40 | | | 2 |

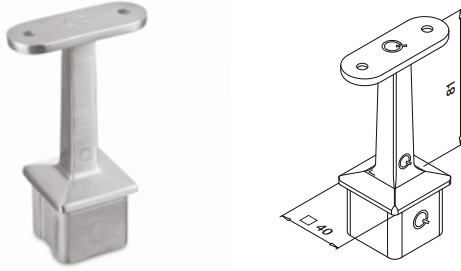


MOD 4507

| | | | | |
|-------------------|--------------------------|--|--|---|
| 304 | Børstet | | | |
| INDOOR | <input type="checkbox"/> | | | |
| 134507-040-12 | 40 x 40 | | | 2 |
| 316 | Børstet | | | |
| OUTDOOR | <input type="checkbox"/> | | | |
| NEW 144507-040-12 | 40 x 40 | | | 2 |



Til fladt rør

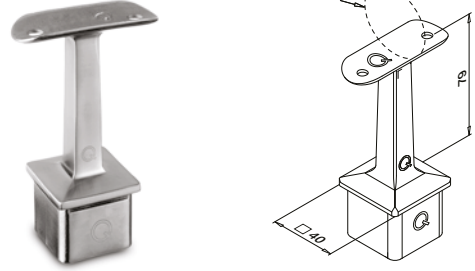


MOD 4710

| 304 | Børstet | | | |
|-----------------------------|-------------------|---------------|-------|-------|
| INDOOR | | Til rør □ | | |
| 134710-000-00-12 | | 40 x 40 x 2,0 | QS-12 | 472 2 |
| 304 | Black Line | | | |
| INDOOR | | | | |
| NEW 134710-000-00-82 | | 40 x 40 x 2,0 | QS-12 | 472 2 |
| 316 | Børstet | | | |
| OUTDOOR | | | | |
| 144710-000-00-12 | | 40 x 40 x 2,0 | QS-13 | 472 2 |



Til fladt rør til rundt rør

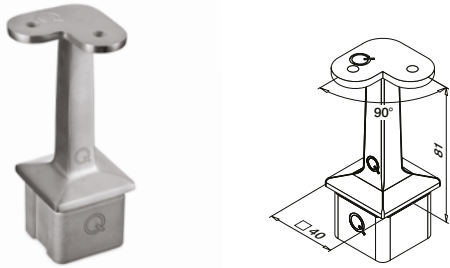


MOD 4710

| 304 | Børstet | | | |
|----------------------------------|---------|------|---------------|-------|
| INDOOR | | Ø | Til rør □ | |
| 134710-042-00-12 | | 42,4 | 40 x 40 x 2,0 | QS-10 |
| SELL OUT 134710-048-00-12 | | 48,3 | 40 x 40 x 2,0 | QS-10 |
| 316 | Børstet | | | |
| OUTDOOR | | | | |
| 144710-042-00-12 | | 42,4 | 40 x 40 x 2,0 | QS-11 |
| SELL OUT 144710-048-00-12 | | 48,3 | 40 x 40 x 2,0 | QS-11 |



Til fladt rør

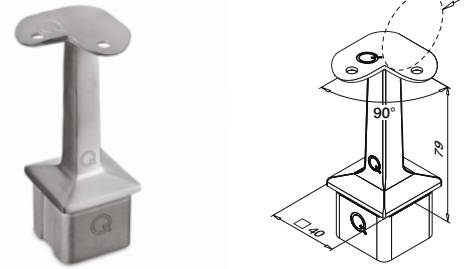


MOD 4710

| 304 | Børstet | | | |
|------------------|---------|---------------|-------|-------|
| INDOOR | | Til rør □ | | |
| 134710-000-90-12 | | 40 x 40 x 2,0 | QS-12 | 472 2 |
| 316 | Børstet | | | |
| OUTDOOR | | | | |
| 144710-000-90-12 | | 40 x 40 x 2,0 | QS-13 | 472 2 |



Til fladt rør til rundt rør

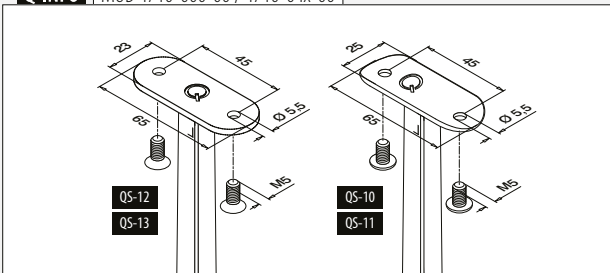


MOD 4710

| 304 | Børstet | | | |
|------------------|---------|------|---------------|-------|
| INDOOR | | Ø | Til rør □ | |
| 134710-042-90-12 | | 42,4 | 40 x 40 x 2,0 | QS-10 |
| 316 | Børstet | | | |
| OUTDOOR | | | | |
| 144710-042-90-12 | | 42,4 | 40 x 40 x 2,0 | QS-11 |



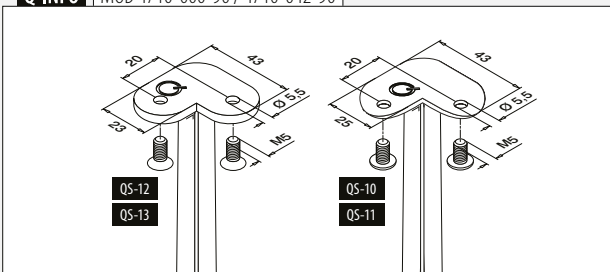
Q-INFO | MOD 4710-000-00 / 4710-04x-00



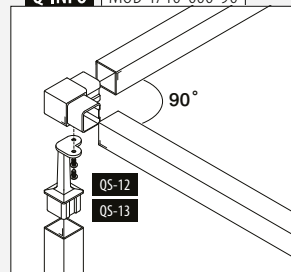
Q-INFO | 304



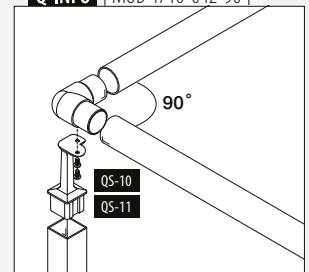
Q-INFO | MOD 4710-000-90 / 4710-042-90



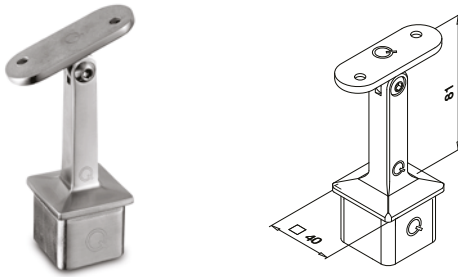
Q-INFO | MOD 4710-000-90



Q-INFO | MOD 4710-042-90



Til fladt rør

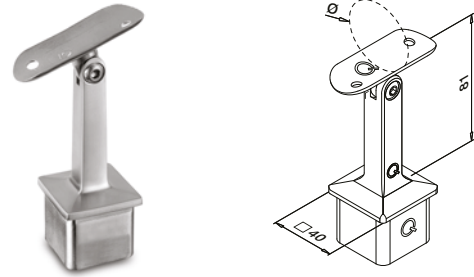


MOD 4718

| 304 | | Børstet | |
|---------------|---------------|-----------|---|
| INDOOR | Til rør □ | | |
| 134718-000-12 | 40 x 40 x 2,0 | QS-12 472 | 2 |
| 316 | | Børstet | |
| OUTDOOR | | | |
| 144718-000-12 | 40 x 40 x 2,0 | QS-13 472 | 2 |



Til fladt rør til rundt rør



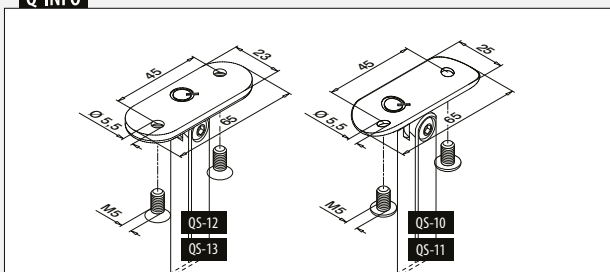
MOD 4718

| 304 | | Børstet | |
|---------------|------|---------------|-------------|
| INDOOR | Ø | Til rør □ | |
| 134718-042-12 | 42,4 | 40 x 40 x 2,0 | QS-10 472 2 |
| 134718-048-12 | 48,3 | 40 x 40 x 2,0 | QS-10 472 2 |
| 316 | | Børstet | |
| OUTDOOR | | | |
| 144718-042-12 | 42,4 | 40 x 40 x 2,0 | QS-11 472 2 |

SELL OUT



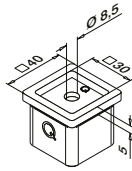
Q-INFO



SELL OUT

Kun så længe lager haves.

Til fladt rør



MOD 4727

304

Børstet

INDOOR

Til rør



134727-12

40 x 40 x 2,0

QS-26 472

2

316

Børstet

OUTDOOR

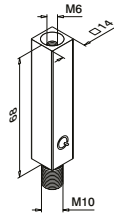
NEW

144727-12

40 x 40 x 2,0

QS-27 472

2



MOD 4811

304

Børstet

INDOOR



134811

QS-48 472

2



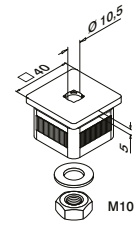
MOD 1810
337



MOD 1801
337



MOD 1802
337



MOD 4733- EASY HIT®

304

Børstet

INDOOR

Til rør



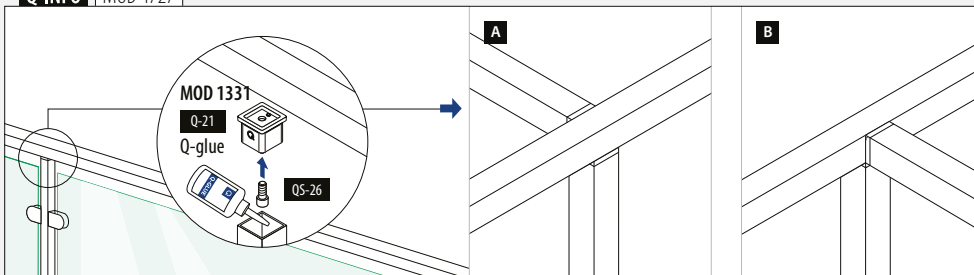
134733

40 x 40 x 2,0

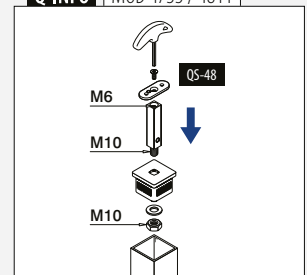
2



Q-INFO | MOD 4727



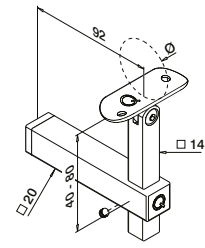
Q-INFO | MOD 4733 / 4811



Til fladt rør



Til fladt rør
til rundt rør



MOD 4133

304 Børstet

INDOOR

| | | | | | | |
|----------|---------------|-------|-------------|-------------|-----|---|
| SELL OUT | 134133-000-12 | QS-55 | 470 / QS-21 | 472 / QS-12 | 472 | 2 |
|----------|---------------|-------|-------------|-------------|-----|---|



MOD 4133


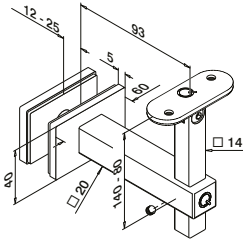
304 Børstet

INDOOR

| | | | | | | | |
|----------|---------------|------|-------|-------------|-------------|-----|---|
| SELL OUT | 134133-042-12 | 42,4 | QS-55 | 470 / QS-21 | 472 / QS-10 | 472 | 2 |
|----------|---------------|------|-------|-------------|-------------|-----|---|



Til fladt rør



MOD 4155

304 Børstet

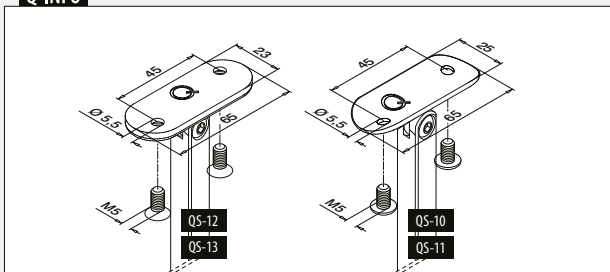
INDOOR

| | | | | | | |
|----------|---------------|-------|-----|--|--|---|
| SELL OUT | 134155-000-12 | QS-12 | 472 | | | 2 |
|----------|---------------|-------|-----|--|--|---|

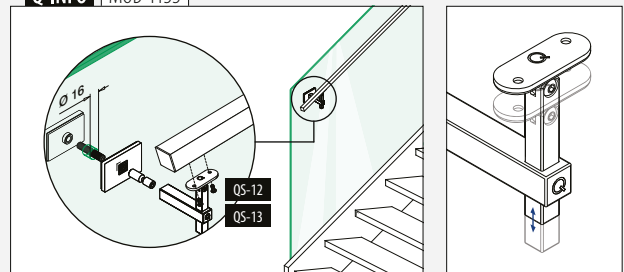


SELL OUT Kun så længe lager haves.

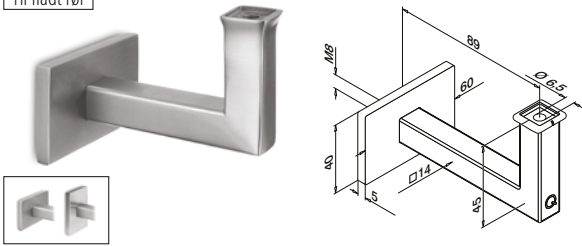
Q-INFO



Q-INFO MOD 4155



Til fladt rør

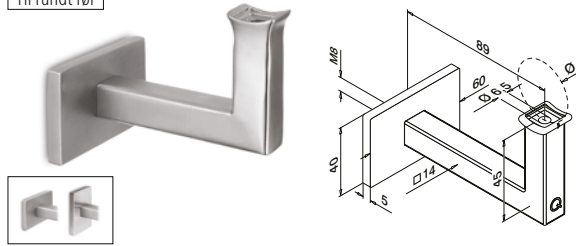


MOD 4111

| | | | |
|----------------|------------------------|--|---|
| 304 | Børstet | | |
| INDOOR | | | |
| 134111-000-12 | QS-1 471 / QS-54 472 | | 2 |
| 316 | Børstet | | |
| OUTDOOR | | | |
| 144111-000-12 | QS-2 471 / QS-70 472 | | 2 |



Til rundt rør

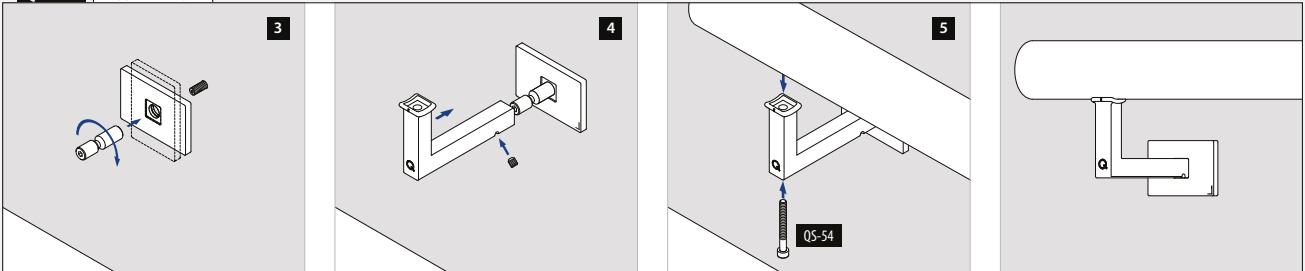


MOD 4111

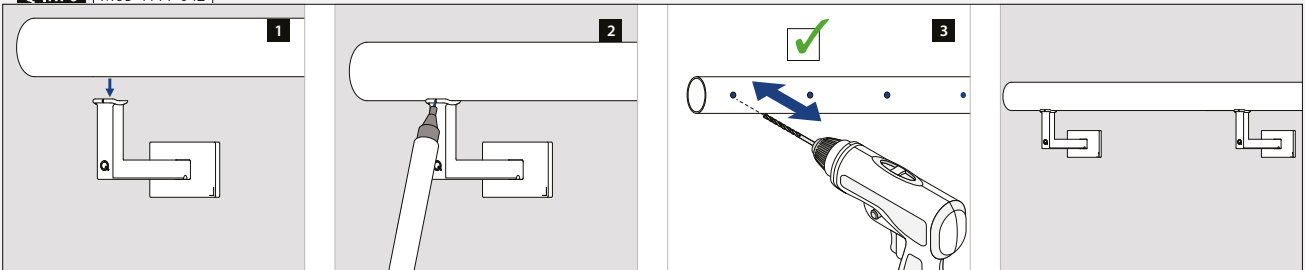
| | | | |
|---------------|-----------------------------|--|---|
| 304 | Børstet | | |
| INDOOR | | | |
| 134111-042-12 | 42,4 QS-1 471 / QS-54 472 | | 2 |
| | | | |



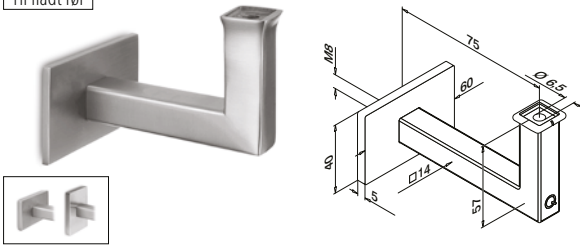
Q-INFO | MOD 4111-042



Q-INFO | MOD 4111-042



Til fladt rør



MOD 4121

304 Børstet

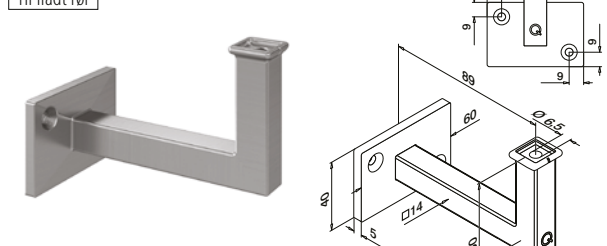
INDOOR
134121-000-12 QS-1 471 / QS-54 472 2

316 Børstet

OUTDOOR
144121-000-12 QS-2 471 / QS-70 472 2



Til fladt rør



MOD 4112

304 Børstet

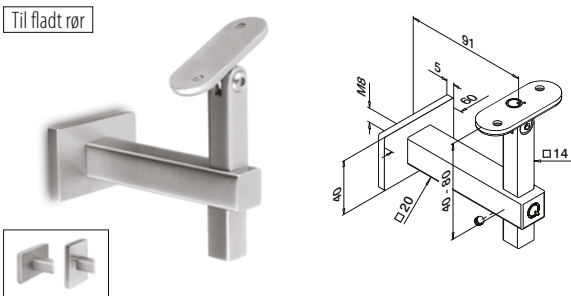
INDOOR
134112-000-12 QS-5 471 / QS-54 472 2

316 Børstet

OUTDOOR
NEW 144112-000-12 QS-6 471 / QS-70 472 2



Til fladt rør



MOD 4145

304 Børstet

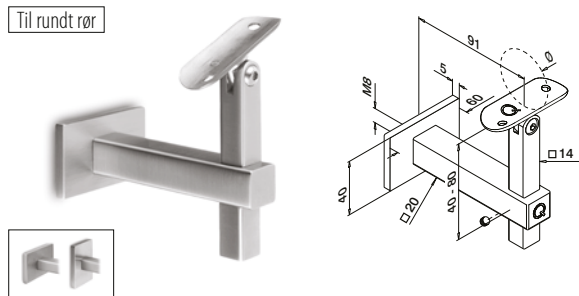
INDOOR
134145-000-12 QS-1 471 / QS-12 472 2

316 Børstet

OUTDOOR
SELL OUT 144145-000-12 QS-2 471 / QS-13 472 2



Til rundt rør



MOD 4145

304 Børstet

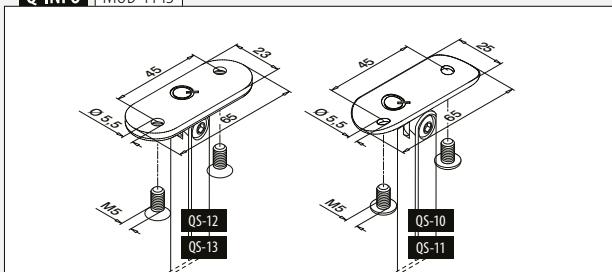
INDOOR
134145-042-12 42,4 QS-1 471 / QS-10 472 2

316 Børstet

OUTDOOR
SELL OUT 144145-042-12 42,4 QS-2 471 / QS-11 472 2

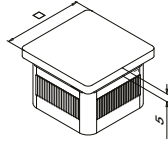


Q-INFO MOD 4145



SELL OUT Kun så længe lager haves.

Endekapper



MOD 5728 - EASY HIT®

304

Børstet

| INDOOR | Til rør □ | |
|---------------|---------------|---|
| 135728-040-12 | 40 x 40 x 2,0 | 2 |

304

Black Line

| INDOOR | | |
|---------------|---------------|---|
| 135728-040-82 | 40 x 40 x 2,0 | 2 |

NEW

316

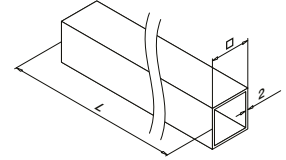

Børstet

| OUTDOOR | | |
|---------------|---------------|---|
| 145728-040-12 | 40 x 40 x 2,0 | 2 |



Rør

Q-TUBE



MOD 4900

304

Børstet

| INDOOR | | |
|------------------|---------------|-----------|
| 134900-040-25-12 | 40 x 40 x 2,0 | L = 2,5 m |
| 134900-040-50-12 | 40 x 40 x 2,0 | L = 5 m |

304

Black Line

| INDOOR | | |
|------------------|---------------|---------|
| 134900-040-50-82 | 40 x 40 x 2,0 | L = 5 m |

NEW

316

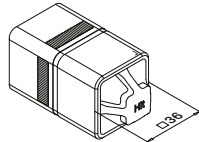
Børstet

| OUTDOOR | | |
|------------------|---------------|-----------|
| 144900-040-25-12 | 40 x 40 x 2,0 | L = 2,5 m |
| 144900-040-50-12 | 40 x 40 x 2,0 | L = 5 m |

PREFIX



Forbinderer



MOD 5794 - EASY HIT®

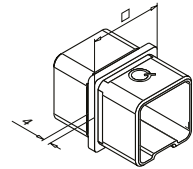
316

Rå

| OUTDOOR | Til rør □ | |
|------------|---------------|---|
| 145794-040 | 40 x 40 x 2,0 | 2 |



International Design Model Protection



MOD 4790

304

Børstet

| INDOOR | Til rør □ | |
|---------------|---------------|---|
| 134790-040-12 | 40 x 40 x 2,0 | 2 |

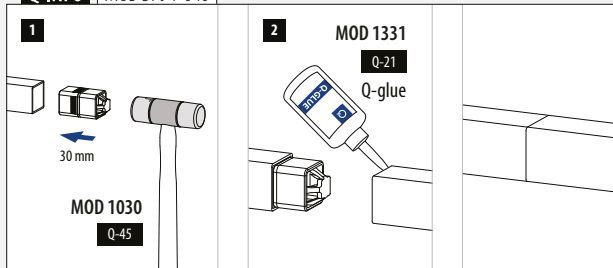
316

Børstet

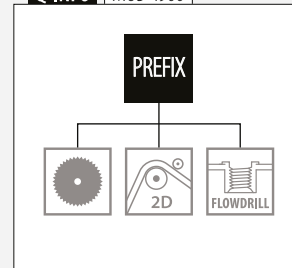
| OUTDOOR | | |
|---------------|---------------|---|
| 144790-040-12 | 40 x 40 x 2,0 | 2 |



Q-INFO | MOD 5794-040



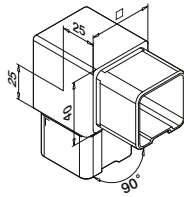
Q-INFO | MOD 4900



Q-INFO | 304

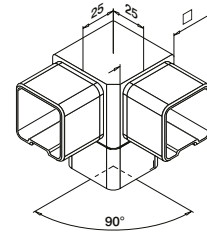


Forbinderer



MOD 4301

| 304 | | Børstet | |
|---------------|---------------|---------|---|
| INDOOR | Til rør □ | | |
| 134301-040-12 | 40 x 40 x 2,0 | | 2 |
| 316 | | Børstet | |
| OUTDOOR | | | |
| 144301-040-12 | 40 x 40 x 2,0 | | 2 |



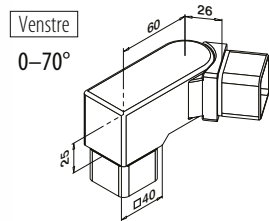
MOD 4304

| 304 | | Børstet | |
|-----------|---------------|---------|---|
| INDOOR | Til rør □ | | |
| 134304-12 | 40 x 40 x 2,0 | | 2 |
| 316 | | Børstet | |
| OUTDOOR | | | |
| 144304-12 | 40 x 40 x 2,0 | | 2 |



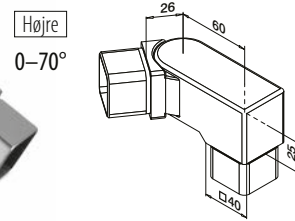
Forbinderer

Justerbar



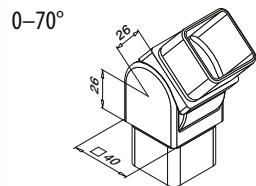
MOD 4317

| 304 | | Børstet | |
|-----------|---------------|---------|---|
| INDOOR | Til rør □ | | |
| 134317-01 | 40 x 40 x 2,0 | | 2 |



MOD 4317

| 304 | | Børstet | |
|-----------|---------------|---------|---|
| INDOOR | Til rør □ | | |
| 134317-02 | 40 x 40 x 2,0 | | 2 |

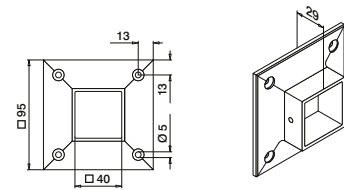


MOD 4312

| 304 | | Børstet | |
|---------------|---------------|---------|---|
| INDOOR | Til rør □ | | |
| 134312-040-12 | 40 x 40 x 2,0 | | 2 |
| 316 | | Børstet | |
| OUTDOOR | | | |
| 144312-040-12 | 40 x 40 x 2,0 | | 2 |



Vægflange

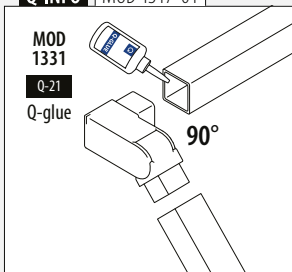


MOD 4505

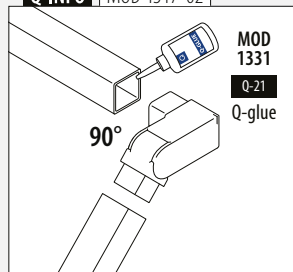
| 304 | | Børstet | | |
|---------------|---------------|---------|----------|---|
| INDOOR | Til rør □ | | | |
| 134505-040-12 | 40 x 40 x 2,0 | | QS-5 471 | 2 |
| 316 | | Børstet | | |
| OUTDOOR | | | | |
| 144505-040-12 | 40 x 40 x 2,0 | | QS-6 471 | 2 |



Q-INFO MOD 4317-01



Q-INFO MOD 4317-02





Designet til: Let til kraftig belastning
Brug: Indendørs og udendørs
Varianter: Top-, gulv- og sidemontering
Anvendelse: Balkoner, gallerier, gangbroer, skilleelementer, trapper og franske balkoner
Materiale: Rustfrit stål 316 (børstet eller pulverlakeret i RAL 9005 sort)

Find alle oplysninger om
Square Line® 60x30 online:



[https://q-ne.ws/
SquareLine63-23](https://q-ne.ws/SquareLine63-23)

SQUARE LINE® 60x30



Et enkelt design som indfrier alle forventninger om styrke

Square Line® 60x30 har et kompromisløst look – ideelt når du vil skabe et modigt udtryk. Systemets rustfri stål-gelænderstolper og -håndlister hævder sig selv med enkle geometriske former og er velegnede til steder, der kræver høj sikkerhed.

Internationalt testet/beregnet/certificeret:



- 1 Den ekstra stærke stolpe gør Square Line® 60x30 ideel, når du behøver en mere robust gelænder.
- 2 Skaber et moderne look takket være det industrielle design.



SQUARE LINE® 60x30 FYLDNINGER

Glas


- Glasramme system
- Glasklemmer
- Glasadaptere
- Glasholdere



386 - 390

Stænger og rør


- Vandrette fyldninger
- Lodrette fyldninger



391 - 403

Kabel


- Fast Fix Ø 3,2 mm
- Fast Fix Ø 4,0 mm
- Easy Fix Ø 3,2 mm
- Easy Fix Ø 6,0 mm



404 - 411

Net


- Easy Q-web



412 - 415

Plade

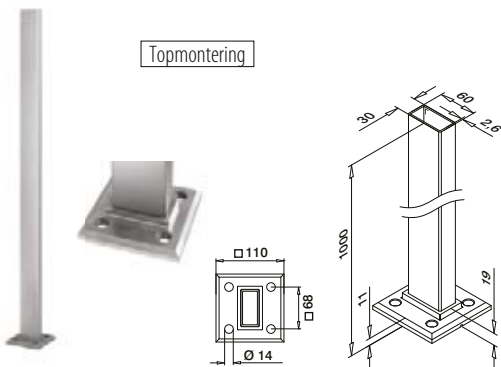
- Pladeadaptere



416 - 419

Stolper

Gelænderstolper



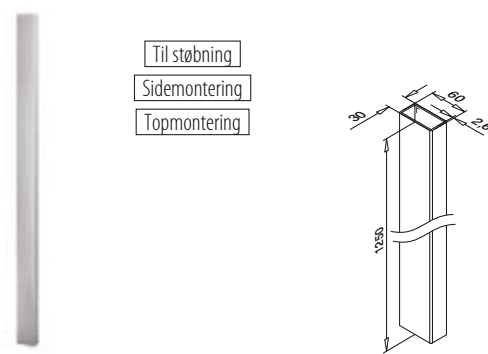
MOD 4901

| | | | | |
|--------------------------|---------------|--------|-----|---|
| 316 | Børstet | | | |
| OUTDOOR | | | | |
| 144901-063-12 | 60 x 30 x 2,6 | QS-559 | 465 | 1 |
| 316 | Black Line | | | |
| OUTDOOR | | | | |
| NEW 144901-063-82 | 60 x 30 x 2,6 | QS-559 | 465 | 1 |



Stolper

Stolpe rør

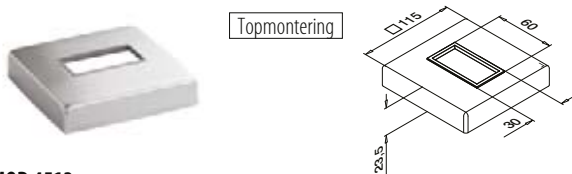


MOD 4902

| | | | | |
|----------------|---------------|--|--|---|
| 316 | Børstet | | | |
| OUTDOOR | | | | |
| 144902-063-12 | 60 x 30 x 2,6 | | | 1 |
| PREFIX | | | | |

Stolper

Dækkapper



MOD 4513

| | | | |
|--------------------------|------------|--|---|
| 316 | Børstet | | |
| OUTDOOR | | | |
| 144513-063-12 | | | 2 |
| 316 | Black Line | | |
| NEW 144513-063-82 | | | 2 |

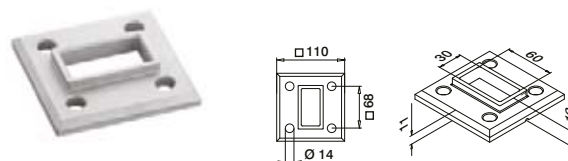


MOD 4512

| | | | |
|----------------|---------|--|---|
| 316 | Børstet | | |
| OUTDOOR | | | |
| 144512-063 | | | 2 |

Stolper

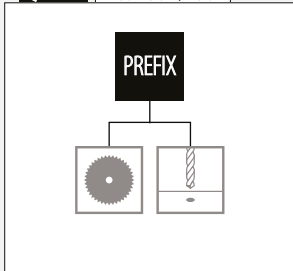
Fodflanger til gelænderstolper



MOD 3503

| | | | |
|----------------|--------|-----|---|
| 316 | Rå | | |
| OUTDOOR | | | |
| 143503-063 | QS-559 | 465 | 2 |

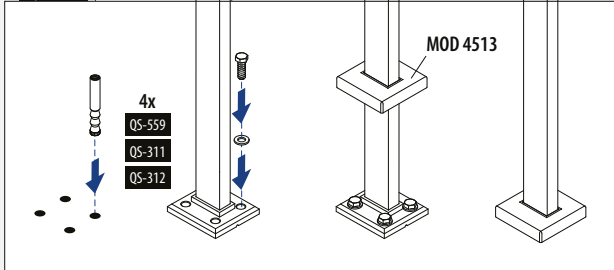
Q-INFO MOD 4901 / 4902



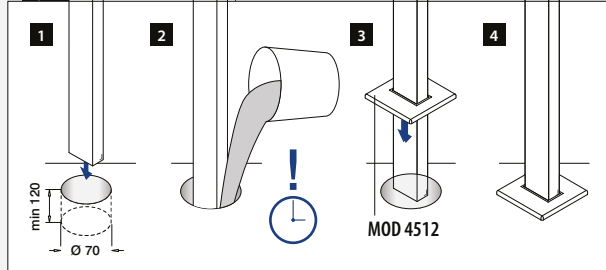
Q-INFO 316



Q-INFO MOD 4901 / 4513

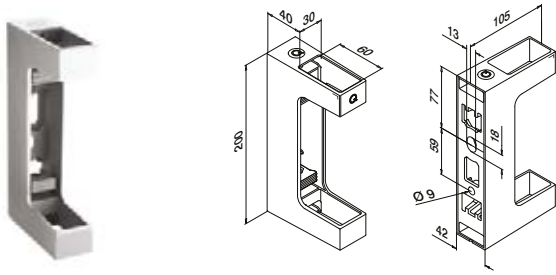


Q-INFO MOD 4902 / 4512



Stolper

Gelænderstolpeholdere



MOD 4558

| | | | | |
|-------------------|------------|--------|-----|---|
| 316 | Børstet | | | |
| OUTDOOR | | | | |
| 144558-063-12 | 60 x 30 | QS-559 | 465 | 1 |
| 316 | Black Line | | | |
| OUTDOOR | | | | |
| NEW 144558-063-82 | 60 x 30 | QS-559 | 465 | 1 |



International Design Model Protection

Håndlister

Endekappe



MOD 5728 - EASY HIT®

| | | | | |
|----------------|---------------|-----|--|---|
| 316 | Børstet | | | |
| OUTDOOR | | For | | |
| 145728-063-12 | 60 x 30 x 2,6 | | | 2 |

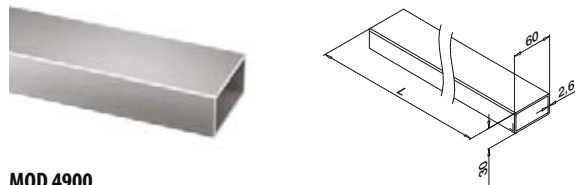


International Design Model Protection

Stolper

Rør

Q-TUBE



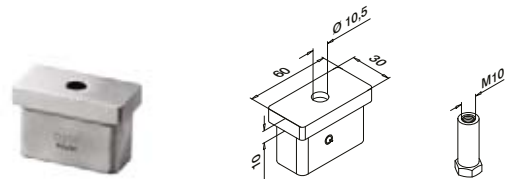
MOD 4900

| | | | | |
|------------------|---------------|--|--|---------|
| 316 | Børstet | | | |
| OUTDOOR | | | | |
| 144900-063-50-12 | 60 x 30 x 2,6 | | | L = 5 m |



Håndlister

Håndliste adapter



MOD 4725

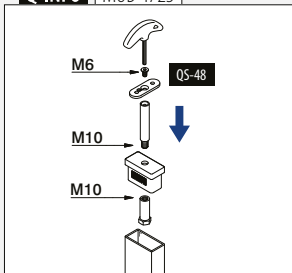
| | | | | |
|----------------|---------------|-------|-----|---|
| 316 | Børstet | | | |
| OUTDOOR | | For | | |
| 144725-12 | 60 x 30 x 2,6 | QS-48 | 472 | 2 |



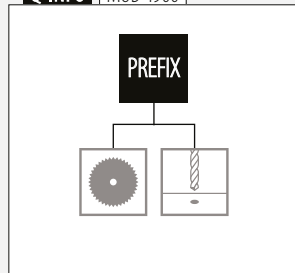
| | | |
|-----------------|-----------------|-----------------|
| MOD 0811 | MOD 0812 | MOD 4811 |
| 335 | 335 | 296 |

| | | |
|-----------------|-----------------|-----------------|
| MOD 1810 | MOD 1801 | MOD 1802 |
| 337 | 337 | 337 |

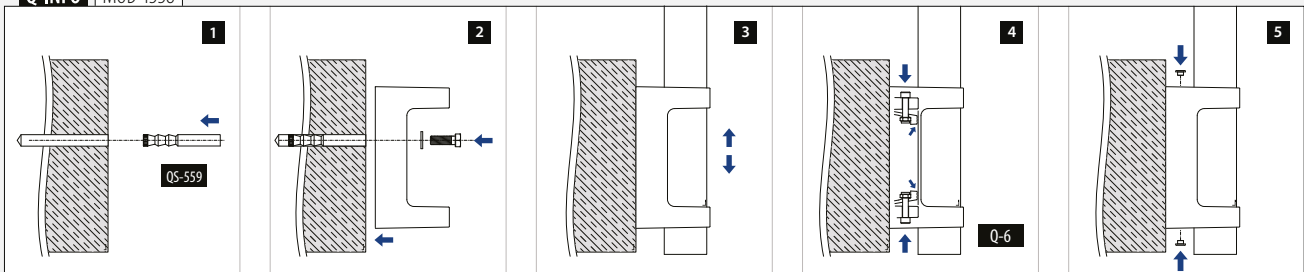
Q-INFO MOD 4725



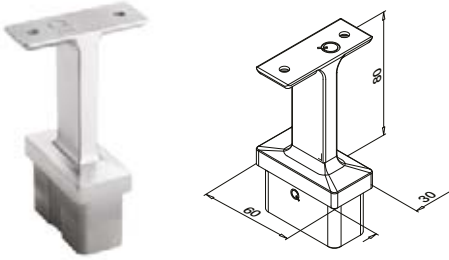
Q-INFO MOD 4900



Q-INFO MOD 4558



Til fladt rør

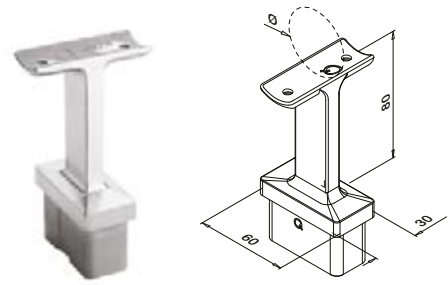


MOD 4711

| | | | | |
|--------------------------|---------------|-------|-----|---|
| 316 | Børstet | | | |
| OUTDOOR | For □ | | | |
| 144711-000-12 | 60 x 30 x 2,6 | QS-13 | 472 | 2 |
| 316 | Black Line | | | |
| OUTDOOR | | | | |
| NEW 144711-000-82 | 60 x 30 x 2,6 | QS-13 | 472 | 2 |



Til fladt rør
til rundt rør

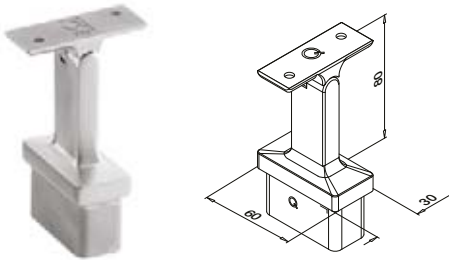


MOD 4711

| | | | | |
|-------------------------------|------------|---------------|-------|-----|
| 316 | Børstet | | | |
| OUTDOOR | Ø | For □ | | |
| 144711-042-12 | 42,4 | 60 x 30 x 2,6 | QS-13 | 472 |
| SELL OUT 144711-048-12 | 48,3 | 60 x 30 x 2,6 | QS-13 | 472 |
| 316 | Black Line | | | |
| OUTDOOR | | | | |
| NEW 144711-042-82 | 42,4 | 60 x 30 x 2,6 | QS-13 | 472 |



Til fladt rør

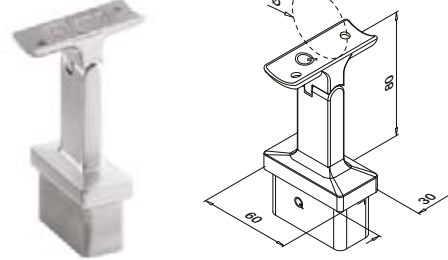


MOD 4719

| | | | | |
|----------------|---------------|-------|-----|---|
| 316 | Børstet | | | |
| OUTDOOR | For □ | | | |
| 144719-000-12 | 60 x 30 x 2,6 | QS-13 | 472 | 2 |



Til fladt rør
til rundt rør



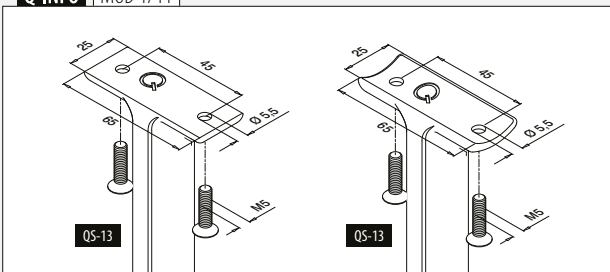
MOD 4719

| | | | | |
|-------------------------------|---------|---------------|-------|-----|
| 316 | Børstet | | | |
| OUTDOOR | Ø | For □ | | |
| 144719-042-12 | 42,4 | 60 x 30 x 2,6 | QS-13 | 472 |
| SELL OUT 144719-048-12 | 48,3 | 60 x 30 x 2,6 | QS-13 | 472 |

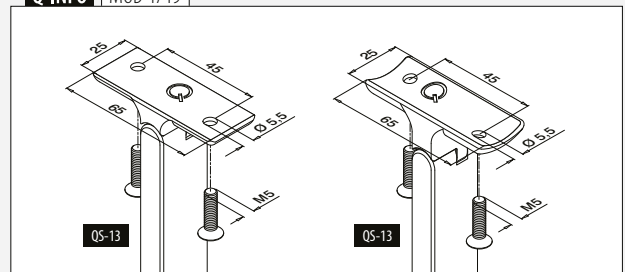


SELL OUT Kun så længe lager haves.

Q-INFO MOD 4711



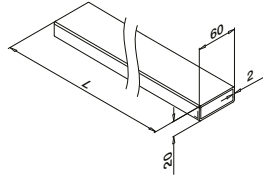
Q-INFO MOD 4719



Håndlister

Rør

Q-TUBE



MOD 4900

| | | | |
|-----------------------------|-------------------|-----------|--|
| 316 | Børstet | | |
| OUTDOOR | | | |
| 144900-062-25-12 | 60 x 20 x 2,0 | L = 2,5 m | |
| 144900-062-50-12 | 60 x 20 x 2,0 | L = 5 m | |
| 316 | Black Line | | |
| OUTDOOR | | | |
| NEW 144900-062-50-82 | 60 x 20 x 2,0 | L = 5 m | |



International Design Model Protection

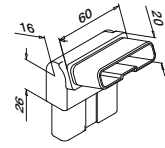
Håndlister

Forbinderer

Justerbar



0 - 70°



MOD 4312

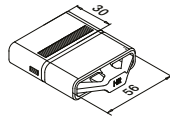
| | | | |
|----------------|-----------------------|--|---|
| 316 | Børstet | | |
| OUTDOOR | | | |
| 144312-062-12 | Til rør 60 x 20 x 2,0 | | 2 |



International Design Model Protection

Håndlister

Forbinderer

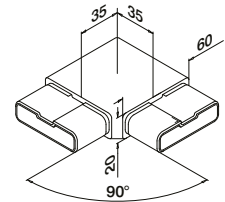


MOD 5794 - EASY HIT®

| | | | |
|----------------|-----------------------|--|---|
| 316 | Rå | | |
| OUTDOOR | | | |
| 145794-062 | Til rør 60 x 20 x 2,0 | | 2 |



International Design Model Protection



MOD 4301

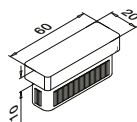
| | | | |
|----------------|-----------------------|--|---|
| 316 | Børstet | | |
| OUTDOOR | | | |
| 144301-062-12 | Til rør 60 x 20 x 2,0 | | 2 |

| | | | |
|--------------------------|-------------------|--|---|
| 316 | Black Line | | |
| OUTDOOR | | | |
| NEW 144301-062-82 | 60 x 20 x 2,0 | | 2 |



Håndlister

Endekappe



MOD 5728 - EASY HIT®

| | | | |
|----------------|-----------------------|--|---|
| 316 | Børstet | | |
| OUTDOOR | | | |
| 145728-062-12 | Til rør 60 x 20 x 2,0 | | 2 |

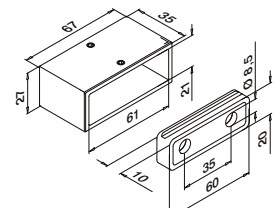
| | | | |
|--------------------------|-------------------|--|---|
| 316 | Black Line | | |
| OUTDOOR | | | |
| NEW 145728-062-82 | 60 x 20 x 2,0 | | 2 |



International Design Model Protection

Håndlister

Vægflange

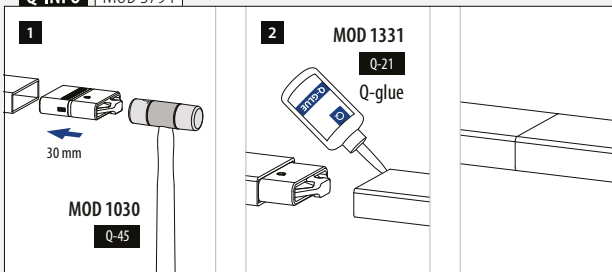


MOD 4504

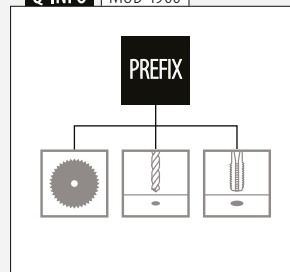
| | | | |
|----------------|-----------------------|-----------------------|---|
| 316 | Børstet | | |
| OUTDOOR | | | |
| 144504-062-12 | Til rør 60 x 20 x 2,0 | QS-55 470 / QS-27 472 | 2 |



Q-INFO | MOD 5794



Q-INFO | MOD 4900



Q-INFO | 316



STOLPELÆNDESYSTEMER

SQUARE LINE® 60X20



Designet til:

Let til kraftig belastning
Indendørs og udendørs

Brug:

Top-, gulv- og sidemontering

Varianter:

Balkoner, gallerier, gangbroer,
skilleelementer, trapper og
franske balkoner

Anvendelse:

Materiale:

Rustfrit stål 304 og 316 (børstet,
poleret eller pulverlakeret i
RAL 9005 sort)

Find alle oplysninger om
Q-line online:



[https://q-ne.ws/
QLine23](https://q-ne.ws/QLine23)

Q-LINE




Et system der giver uendelige muligheder

Q-line er uden tvivl vores mest alsidige system. Det leveres med masser af forskellige komponenter, som kan klare langt de fleste arkitektoniske udfordringer og stort set alle særlige krav. Du kan endda skabe et gelænder med en fuldstændig poleret finish. Eller hvad med at kombinere med dele fra vores andre systemer og skabe et fuldstændig unikt design? Lad fantasien få frit spil.

Internationalt testet/beregnet/certificeret:



- 1 Q-line-serien er ekstremt alsidig med forskellige overflade- og fyldningsmuligheder, top- og side-montering og endda løsninger til trapper.
- 2 Q-line fås også med en dobbeltvægget stolpe (top og side), som giver dig mulighed for at lave et gelænder med runde stolper, der kan modstå højere linjebelastninger.



Q-LINE FYLDNINGER

Glas


- Glasramme system
- Glasklemmer
- Glasadaptere
- Glasholdere



386 - 390

Stænger og rør


- Vandrette fyldninger
- Lodrette fyldninger



391 - 403

Kabel


- Fast Fix Ø 3,2 mm
- Fast Fix Ø 4,0 mm
- Easy Fix Ø 3,2 mm
- Easy Fix Ø 6,0 mm



404 - 411

Net


- Easy Q-web



412 - 415

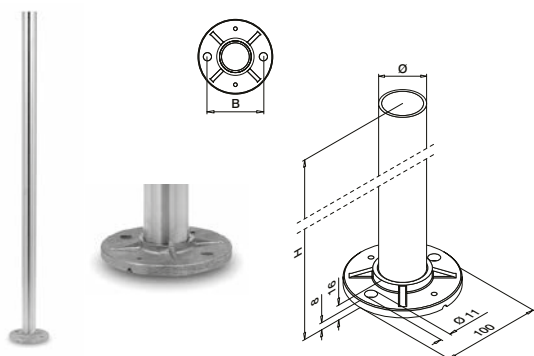
Plade

- Pladeadaptere



416 - 419

Gelænderstolper



MOD 0921

| 304 | | Børstet | | | | | |
|---------------|------------|---------|----|-------|-----|---|--|
| INDOOR | Ø | H | B | | | | |
| 130921-242-12 | 42,4 x 2,0 | 989 | 75 | QS-59 | 467 | 1 | |
| 130921-248-12 | 48,3 x 2,0 | 989 | 80 | QS-59 | 467 | 1 | |

| 316 | | Børstet | | | | | |
|---------------|------------|---------|----|-------|-----|---|--|
| OUTDOOR | Ø | H | B | | | | |
| 140921-242-12 | 42,4 x 2,0 | 989 | 75 | QS-58 | 467 | 1 | |
| 140921-248-12 | 48,3 x 2,0 | 989 | 80 | QS-58 | 467 | 1 | |

| 316 | | Poleret | | | | | |
|---------------|------------|---------|----|-------|-----|---|--|
| OUTDOOR | Ø | H | B | | | | |
| 140921-242-10 | 42,4 x 2,0 | 989 | 75 | QS-58 | 467 | 1 | |

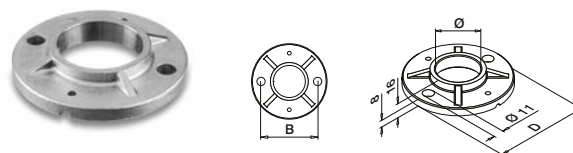
MOD 0944

| 316 | | Børstet | | | | | |
|---------------|------------|---------|----|-------|-----|---|--|
| OUTDOOR | Ø | H | B | | | | |
| 140944-242-12 | 42,4 x 2,0 | 1150 | 75 | QS-58 | 467 | 1 | |
| 140944-248-12 | 48,3 x 2,0 | 1150 | 80 | QS-58 | 467 | 1 | |

PREFIX



Fodflanger til gelænderstolper



MOD 0940

| 304 | | Rå | | | | | |
|------------|------|----|-----|-------|-----|---|--|
| INDOOR | Ø | B | D | | | | |
| 130940-042 | 42,4 | 75 | 100 | QS-59 | 467 | 2 | |
| 130940-048 | 48,3 | 80 | 100 | QS-59 | 467 | 2 | |

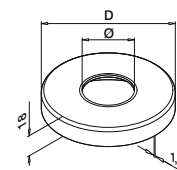
| 316 | | Rå | | | | | |
|------------|------|----|-----|-------|-----|---|--|
| OUTDOOR | Ø | B | D | | | | |
| 140940-042 | 42,4 | 75 | 100 | QS-58 | 467 | 2 | |
| 140940-048 | 48,3 | 80 | 100 | QS-58 | 467 | 2 | |

MOD 0941

| 316 | | Rå | | | | | |
|------------|------|----|-----|-------|-----|---|--|
| OUTDOOR | Ø | B | D | | | | |
| 140941-048 | 48,3 | 90 | 120 | QS-58 | 467 | 2 | |



Dækkapper



MOD 0512

| 304 | | Børstet | | | | | |
|---------------|------|---------|--|--|--|---|--|
| INDOOR | Ø | D | | | | | |
| 130512-042-12 | 42,4 | 105 | | | | 2 | |
| 130512-048-12 | 48,3 | 105 | | | | 2 | |

| 316 | | Børstet | | | | | |
|---------------|------|---------|--|--|--|---|--|
| OUTDOOR | Ø | D | | | | | |
| 140512-042-12 | 42,4 | 105 | | | | 2 | |
| 140512-048-12 | 48,3 | 105 | | | | 2 | |


| 316 | | Poleret | | | | | |
|---------------|------|---------|--|--|--|---|--|
| OUTDOOR | Ø | D | | | | | |
| 140512-042-10 | 42,4 | 105 | | | | 2 | |

MOD 0513

| 316 | | Børstet | | | | | |
|---------------|------|---------|--|--|--|---|--|
| OUTDOOR | Ø | D | | | | | |
| 140513-048-12 | 48,3 | 125 | | | | 2 | |

Q-INFO 316

10



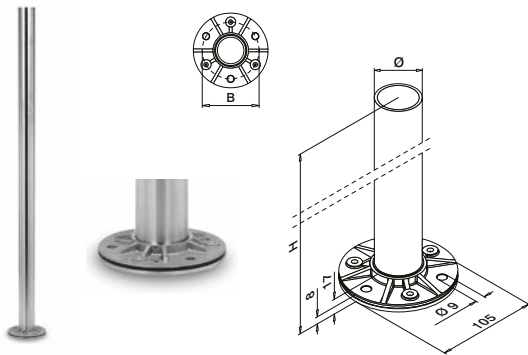
Poleret

12



Børstet

Gelænderstolper

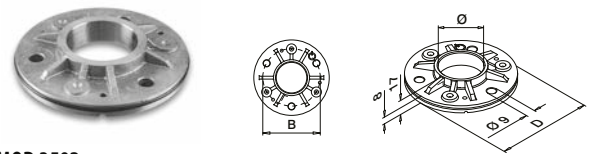


MOD 0912

| 304 | | Børstet | | | | |
|---------------|------------|---------|----|-------|-----|---|
| INDOOR | Ø | H | B | | | |
| 130912-242-12 | 42,4 x 2,0 | 989 | 80 | QS-35 | 467 | 1 |
| 316 | | Børstet | | | | |
| OUTDOOR | Ø | H | B | | | |
| 140912-242-12 | 42,4 x 2,0 | 989 | 80 | QS-34 | 467 | 1 |



Fodflanger til gelænderstolper

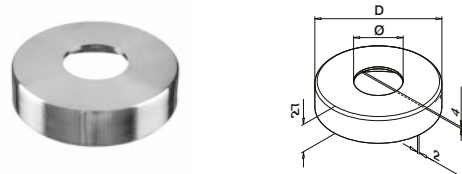


MOD 3502

| 304 | | Rå | | | | |
|------------|------|----|-----|-------|-----|---|
| INDOOR | Ø | B | D | | | |
| 133502-042 | 42,4 | 80 | 105 | QS-35 | 467 | 2 |
| 133502-048 | 48,3 | 90 | 115 | QS-35 | 467 | 2 |
| 316 | | Rå | | | | |
| OUTDOOR | Ø | B | D | | | |
| 143502-042 | 42,4 | 80 | 105 | QS-34 | 467 | 2 |
| 143502-048 | 48,3 | 90 | 115 | QS-34 | 467 | 2 |

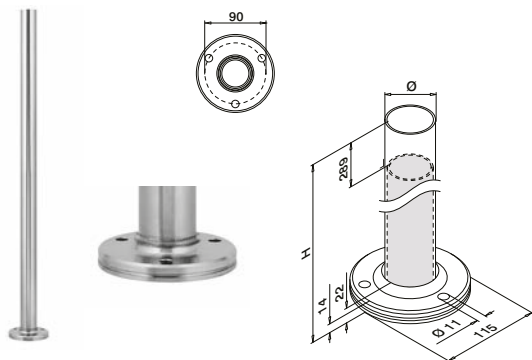


Dækkapper



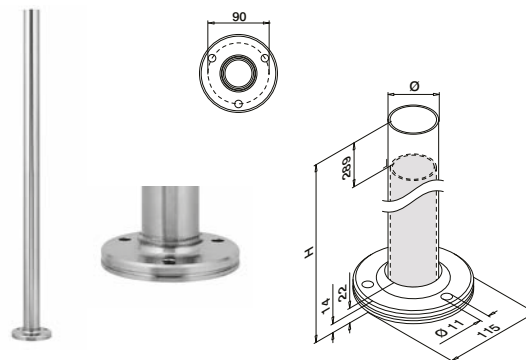
MOD 0511

| 304 | | Børstet | | | | |
|---------------|------|---------|--|--|--|---|
| INDOOR | Ø | D | | | | |
| 130511-042-12 | 42,4 | 110 | | | | 2 |
| 130511-048-12 | 48,3 | 120 | | | | 2 |
| 316 | | Børstet | | | | |
| OUTDOOR | Ø | D | | | | |
| 140511-042-12 | 42,4 | 110 | | | | 2 |
| 140511-048-12 | 48,3 | 120 | | | | 2 |



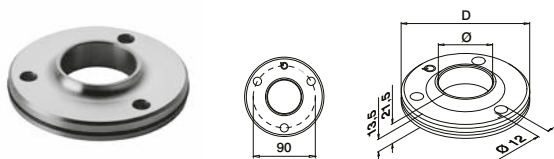
MOD 0916 - DOBBELT GODSTYKKELSE 4,6 mm

| 304 | | Børstet | | | |
|---------------|------------|---------|--------|-----|---|
| INDOOR | Ø | H | | | |
| 130916-548-12 | 48,3 x 4,6 | 989 | QS-272 | 464 | 1 |
| 316 | | Børstet | | | |
| OUTDOOR | Ø | H | | | |
| 140916-548-12 | 48,3 x 4,6 | 989 | QS-273 | 464 | 1 |



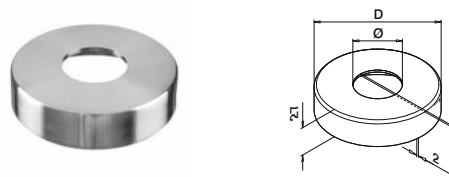
MOD 0917 - DOBBELT GODSTYKKELSE 4,6 mm

| 316 | | Børstet | | | |
|---------------|------------|---------|--------|-----|---|
| OUTDOOR | Ø | H | | | |
| 140917-548-12 | 48,3 x 4,6 | 1089 | QS-273 | 464 | 1 |



MOD 3505

| 316 | | Rå | | | |
|------------|------|-----|--------|-----|---|
| OUTDOOR | Ø | D | | | |
| 143505-048 | 48,3 | 115 | QS-273 | 464 | 2 |

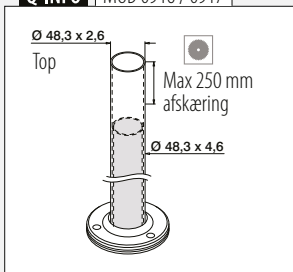


MOD 0511

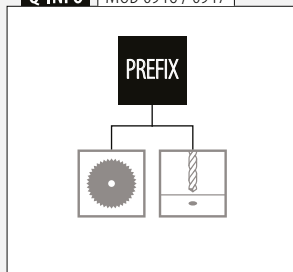
| 304 | | Børstet | | | |
|---------------|------|---------|--|--|---|
| INDOOR | Ø | D | | | |
| 130511-048-12 | 48,3 | 120 | | | 2 |
| 316 | | Børstet | | | |
| OUTDOOR | Ø | D | | | |
| 140511-048-12 | 48,3 | 120 | | | 2 |

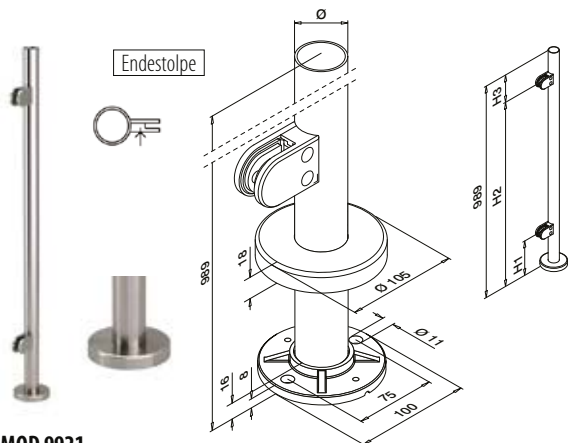


Q-INFO | MOD 0916 / 0917



Q-INFO | MOD 0916 / 0917



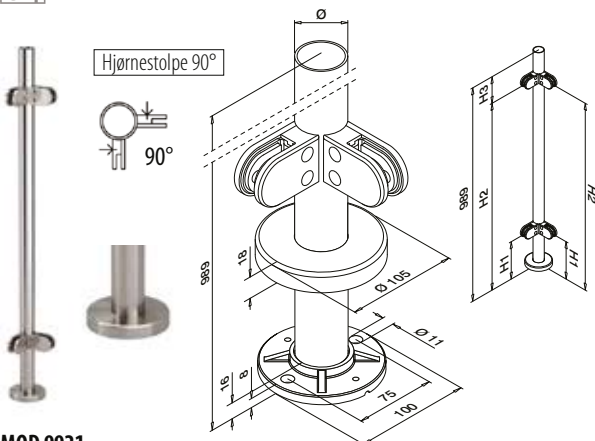


MOD 9921

| | |
|------------------|------------------------------------|
| 304 | Børstet |
| INDOOR | Ø H1 H2 H3 |
| 139921-242-01-12 | 42,4 x 2,0 175 869 120 QS-59 467 1 |

| | |
|------------------|------------------------------------|
| 316 | Børstet |
| OUTDOOR | Ø H1 H2 H3 |
| 149921-242-01-12 | 42,4 x 2,0 175 869 120 QS-58 467 1 |

NEW 149921-242-01-12 42,4 x 2,0 175 869 120 QS-58 467 1

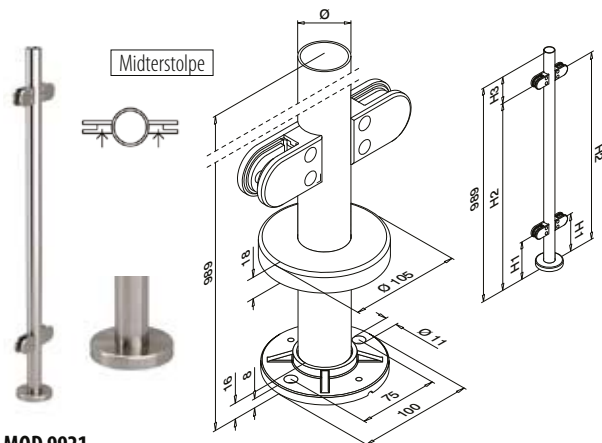


MOD 9921

| | |
|------------------|------------------------------------|
| 304 | Børstet |
| INDOOR | Ø H1 H2 H3 |
| 139921-242-90-12 | 42,4 x 2,0 175 869 120 QS-59 467 1 |

| | |
|------------------|------------------------------------|
| 316 | Børstet |
| OUTDOOR | Ø H1 H2 H3 |
| 149921-242-90-12 | 42,4 x 2,0 175 869 120 QS-58 467 1 |

NEW 149921-242-90-12 42,4 x 2,0 175 869 120 QS-58 467 1



MOD 9921

| | |
|------------------|------------------------------------|
| 304 | Børstet |
| INDOOR | Ø H1 H2 H3 |
| 139921-242-02-12 | 42,4 x 2,0 175 869 120 QS-59 467 1 |

| | |
|------------------|------------------------------------|
| 316 | Børstet |
| OUTDOOR | Ø H1 H2 H3 |
| 149921-242-02-12 | 42,4 x 2,0 175 869 120 QS-58 467 1 |

NEW 149921-242-02-12 42,4 x 2,0 175 869 120 QS-58 467 1



Fyldninger

Gummiindlæg til glasklemmer MOD 2500



2 styk per glasklemme

MOD 5025

| | | |
|------------------------|----------|---|
| Tilbehør | | |
| Til hærdet glas | T | |
| 205025-06 | 6 | 8 |
| 205025-08 | 8 | 8 |
| 205025-10 | 10 | 8 |
| 205025-12 | 12 | 8 |

| | | |
|---------------------------|-------|---|
| Til lamineret glas | | |
| 205025-07 | 6,76 | 8 |
| 205025-09 | 8,76 | 8 |
| NEW 205025-44 | 9,52 | 8 |
| 205025-11 | 10,76 | 8 |
| NEW 205025-54 | 11,52 | 8 |
| 205025-13 | 12,76 | 8 |



MOD 0710
324

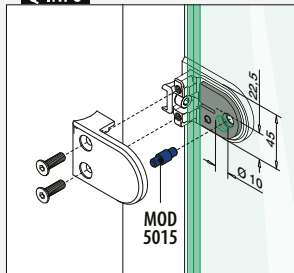


MOD 0718
326

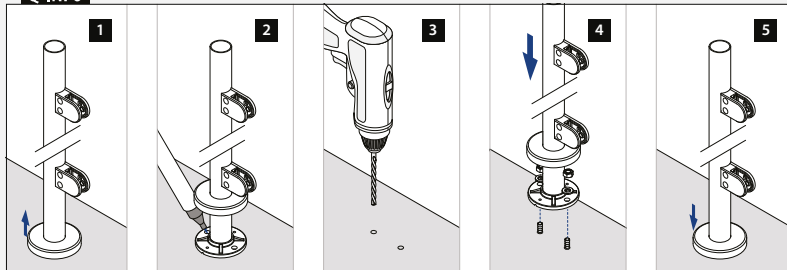


MOD 5015
474

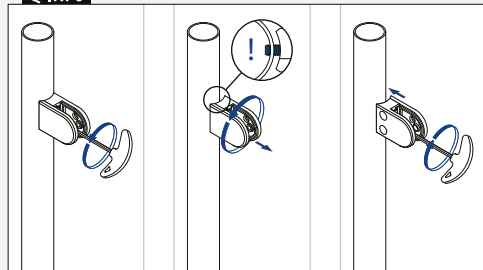
Q-INFO

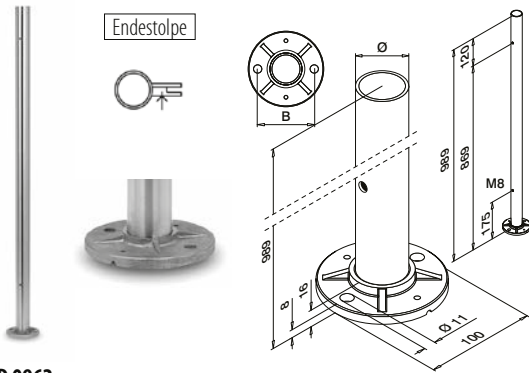


Q-INFO



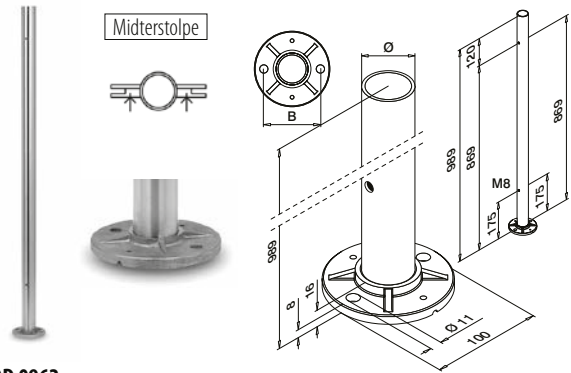
Q-INFO





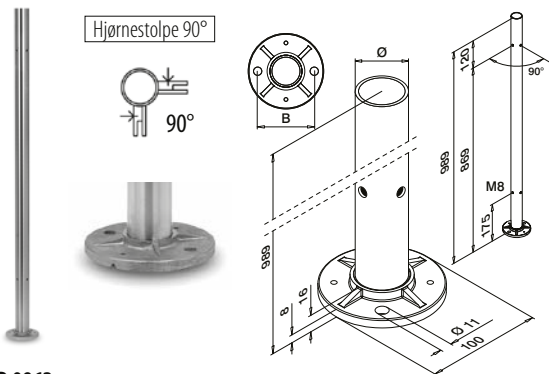
MOD 0962

| | 316 | Børstet | | | |
|------------------|---------|---------|----|-------|-----|
| | OUTDOOR | | Ø | B | |
| 140962-242-01-12 | 42,4 | x 2,0 | 75 | QS-58 | 467 |
| 140962-248-01-12 | 48,3 | x 2,0 | 80 | QS-58 | 467 |



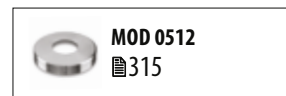
MOD 0962

| | 316 | Børstet | | | |
|------------------|---------|---------|----|-------|-----|
| | OUTDOOR | | Ø | B | |
| 140962-242-02-12 | 42,4 | x 2,0 | 75 | QS-58 | 467 |
| 140962-248-02-12 | 48,3 | x 2,0 | 80 | QS-58 | 467 |

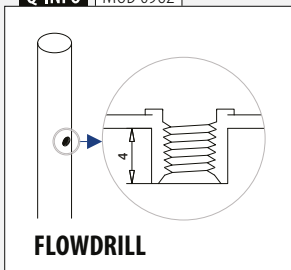


MOD 0962

| | 316 | Børstet | | | |
|------------------|---------|---------|----|-------|-----|
| | OUTDOOR | | Ø | B | |
| 140962-242-90-12 | 42,4 | x 2,0 | 75 | QS-58 | 467 |
| 140962-248-90-12 | 48,3 | x 2,0 | 80 | QS-58 | 467 |



Q-INFO | MOD 0962



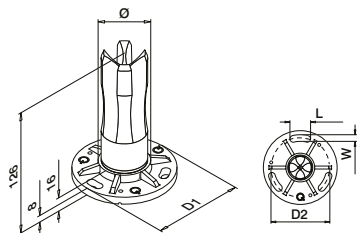
Q-INFO



Stolper

Fodflange til stolpe

Til limning



MOD 0942

304 Børstet

| INDOOR | Ø | D1 | D2 | W x L | Q5-35 | 467 | 2 |
|------------|------------|-----|----|-------|-------|-----|---|
| 130942-233 | 33,7 x 2,0 | 100 | 80 | 9x28 | Q5-35 | 467 | 2 |
| 130942-242 | 42,4 x 2,0 | 100 | 80 | 9x28 | Q5-35 | 467 | 2 |
| 130942-248 | 48,3 x 2,0 | 100 | 80 | 9x28 | Q5-35 | 467 | 2 |

SELL OUT

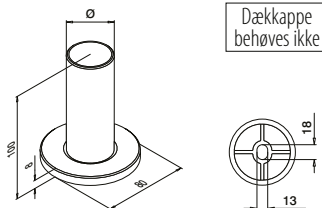
316 Børstet

| OUTDOOR | Ø | D1 | D2 | W x L | Q5-34 | 467 | 2 |
|------------|------------|-----|----|-------|-------|-----|---|
| 140942-233 | 33,7 x 2,0 | 100 | 80 | 9x28 | Q5-34 | 467 | 2 |
| 140942-242 | 42,4 x 2,0 | 100 | 80 | 9x28 | Q5-34 | 467 | 2 |
| 140942-248 | 48,3 x 2,0 | 100 | 80 | 9x28 | Q5-34 | 467 | 2 |

SELL OUT



International Design
Model Protection



MOD 0946

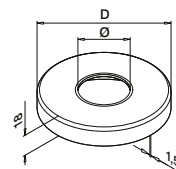
304 Børstet

| INDOOR | Ø | Q5-33 | 464 | 2 |
|---------------|------------|-------|-----|---|
| 130946-242-12 | 42,4 x 2,0 | Q5-33 | 464 | 2 |



Stolper

Dækkapper



MOD 0512

304 Børstet

| INDOOR | Ø | D | 2 |
|---------------|------|-----|---|
| 130512-033-12 | 33,7 | 105 | 2 |
| 130512-042-12 | 42,4 | 105 | 2 |
| 130512-048-12 | 48,3 | 105 | 2 |

316 Børstet

| OUTDOOR | Ø | D | 2 |
|---------------|------|-----|---|
| 140512-033-12 | 33,7 | 105 | 2 |
| 140512-042-12 | 42,4 | 105 | 2 |
| 140512-048-12 | 48,3 | 105 | 2 |

316 Poleret

| OUTDOOR | Ø | D | 2 |
|---------------|------|-----|---|
| 140512-042-10 | 42,4 | 105 | 2 |

MOD 0513

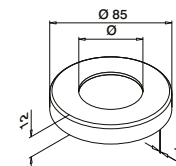
304 Børstet

| INDOOR | Ø | D | 2 |
|---------------|------|-----|---|
| 130513-042-12 | 42,4 | 125 | 2 |
| 130513-048-12 | 48,3 | 125 | 2 |
| 130513-060-12 | 60,3 | 125 | 2 |

SELL OUT

316 Børstet

| OUTDOOR | Ø | D | 2 |
|---------------|------|-----|---|
| 140513-042-12 | 42,4 | 125 | 2 |
| 140513-048-12 | 48,3 | 125 | 2 |

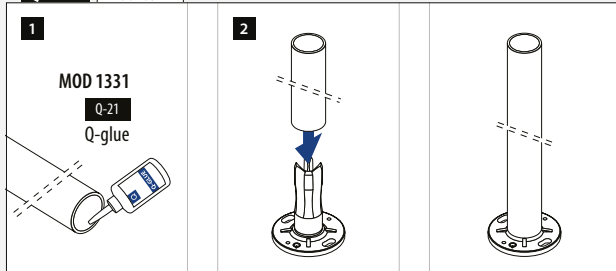


MOD 0516

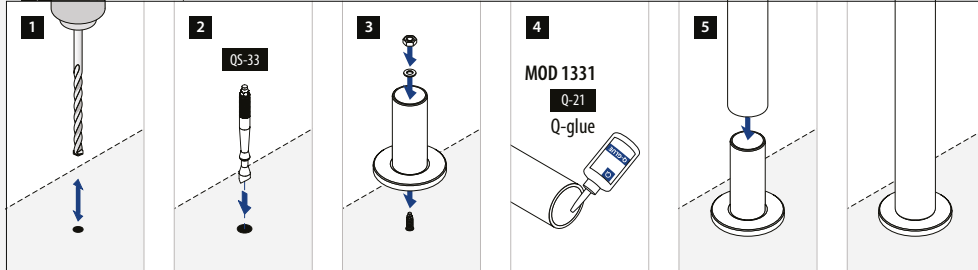
304 Børstet

| INDOOR | Ø | 2 |
|------------|------|---|
| 130516-033 | 33,7 | 2 |
| 130516-042 | 42,4 | 2 |


Q-INFO MOD 0942



Q-INFO MOD 0946



Q-INFO 316



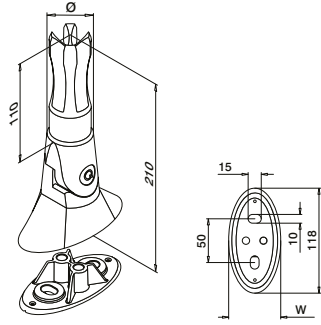
SELL OUT Kun så længe lager haves.

Fodflange til stolpe

Justerbar vinkel Til limning



+45°
-45°

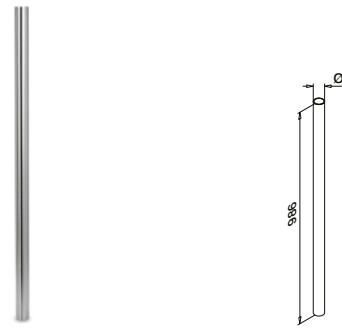


MOD 0945

| 304 | Børstet | | | |
|------------|------------|----|-----------|---|
| INDOOR | Ø | W | | |
| 130945-242 | 42,4 x 2,0 | 59 | QS-65 464 | 1 |
| 130945-248 | 48,3 x 2,0 | 65 | QS-65 464 | 1 |
| 316 | Børstet | | | |
| OUTDOOR | Ø | W | | |
| 140945-242 | 42,4 x 2,0 | 59 | QS-64 464 | 1 |



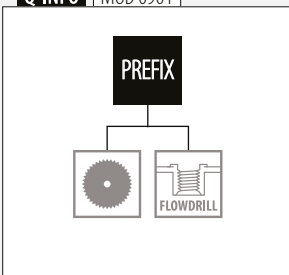
Stolpe rør



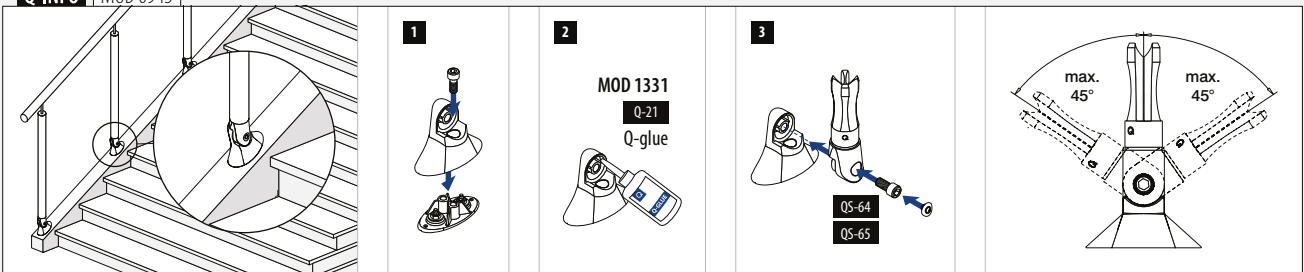
MOD 0901

| 304 | Børstet | | |
|---------------|------------|--|---|
| INDOOR | Ø | | |
| 130901-242-12 | 42,4 x 2,0 | | 1 |
| PREFIX | | | |

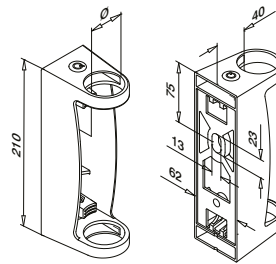
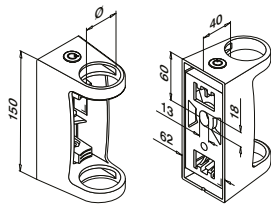
Q-INFO MOD 0901



Q-INFO MOD 0945



Gelænderstolpeholdere



MOD 0557

| 304 | | Børstet | | |
|---------------|------|---------|-----|---|
| INDOOR | | | | |
| 130557-042-12 | 42,4 | QS-33 | 464 | 1 |
| 130557-048-12 | 48,3 | QS-33 | 464 | 1 |
| 316 | | Børstet | | |
| OUTDOOR | | | | |
| 140557-042-12 | 42,4 | QS-32 | 464 | 1 |
| 140557-048-12 | 48,3 | QS-32 | 464 | 1 |

MOD 0558

| 304 | | Børstet | | |
|---------------|------|---------|-----|---|
| INDOOR | | | | |
| 130558-048-12 | 48,3 | QS-33 | 464 | 1 |
| 316 | | Børstet | | |
| OUTDOOR | | | | |
| 140558-048-12 | 48,3 | QS-275 | 464 | 1 |

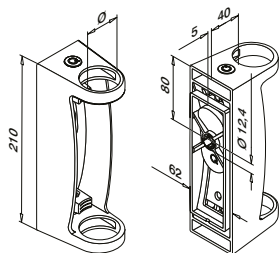


International Design Model Protection

International Design Model Protection

Gelænderstolpeholdere

Justerbar vinkel



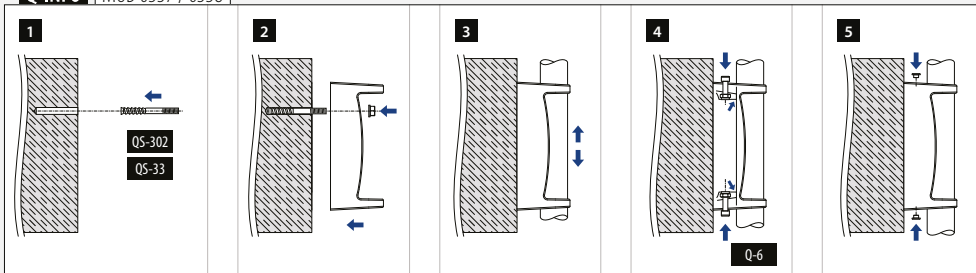
MOD 0556

| 304 | | Børstet | | | |
|------------|------|---------|--------------|-----|---|
| INDOOR | | | | | |
| 130556-042 | 42,4 | QS-505 | 465 / QS-551 | 472 | 1 |

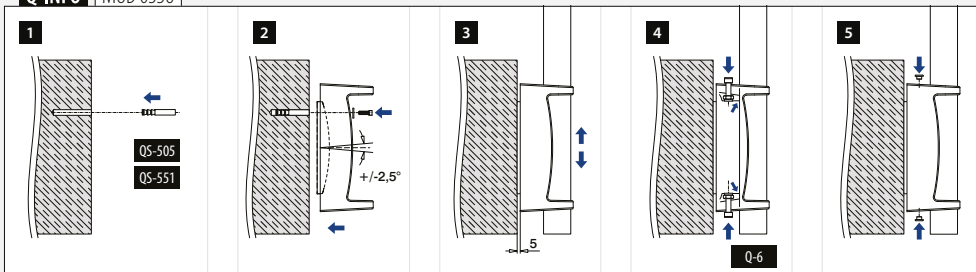


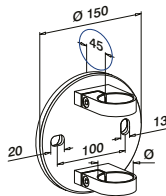
International Design Model Protection

Q-INFO | MOD 0557 / 0558



Q-INFO | MOD 0556





MOD 0551

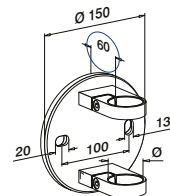
| 304 Børstet | | | |
|--------------------|------|-----------|---|
| INDOOR | | | |
| 130551-042-12 | 42,4 | QS-33 464 | 1 |

| 304 Poleret | | | |
|--------------------|------|-----------|---|
| INDOOR | | | |
| 130551-042-10 | 42,4 | QS-33 464 | 1 |

SELL OUT


| 316 Børstet | | | |
|--------------------|------|-----------|---|
| OUTDOOR | | | |
| 140551-042-12 | 42,4 | QS-32 464 | 1 |
| 140551-048-12 | 48,3 | QS-32 464 | 1 |

| 316 Poleret | | | |
|--------------------|------|-----------|---|
| OUTDOOR | | | |
| 140551-042-10 | 42,4 | QS-32 464 | 1 |



MOD 0552

| 316 Børstet | | | |
|--------------------|------|-----------|---|
| OUTDOOR | | | |
| 140552-042-12 | 42,4 | QS-32 464 | 1 |
| 140552-048-12 | 48,3 | QS-32 464 | 1 |



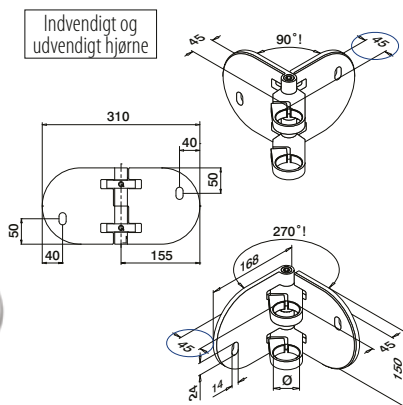
MOD 0550

| 304 Børstet | | | |
|--------------------|------|--|---|
| INDOOR | | | |
| 130550-042-12 | 42,4 | | 2 |
| 130550-048-12 | 48,3 | | 2 |

| 316 Børstet | | | |
|--------------------|------|--|---|
| OUTDOOR | | | |
| 140550-042-12 | 42,4 | | 2 |
| 140550-048-12 | 48,3 | | 2 |



Indvendigt og udvendigt hjørne



MOD 0555

| 304 Børstet | | | |
|--------------------|------|-----------|---|
| INDOOR | | | |
| 130555-042-12 | 42,4 | QS-33 464 | 1 |

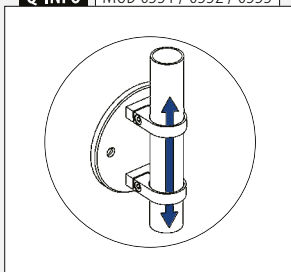
| 316 Børstet | | | |
|--------------------|------|-----------|---|
| OUTDOOR | | | |
| 140555-042-12 | 42,4 | QS-32 464 | 1 |
| 140555-048-12 | 48,3 | QS-32 464 | 1 |

| 316 Poleret | | | |
|--------------------|------|-----------|---|
| OUTDOOR | | | |
| 140555-042-10 | 42,4 | QS-32 464 | 1 |

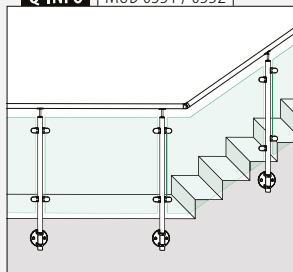


SELL OUT Kun så længe lager haves.

Q-INFO MOD 0551 / 0552 / 0555




Q-INFO MOD 0551 / 0552



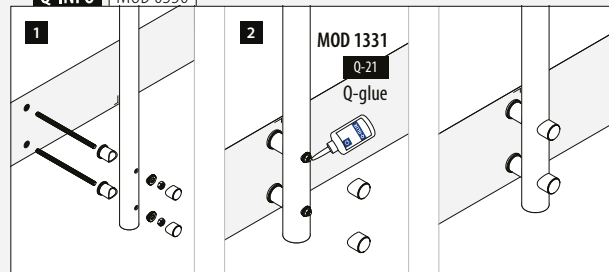
Q-INFO MOD 0551 / 0552 / 0555



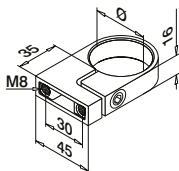
Q-INFO 316



Q-INFO MOD 0550



Gelænderstolpeholdere

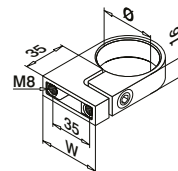


MOD 3507

| 304 Børstet | | | |
|---------------|------|--|---|
| INDOOR | Ø | | |
| 133507-033-12 | 33,7 | | 2 |



Passer ikke til MOD 3508



MOD 3507

| 304 Børstet | | | | |
|---------------|------|----|--|---|
| INDOOR | Ø | W | | |
| 133507-042-12 | 42,4 | 50 | | 2 |
| 133507-048-12 | 48,3 | 55 | | 2 |



316 Børstet

OUTDOOR

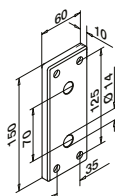
| | | | | |
|---------------|------|----|--|---|
| 143507-042-12 | 42,4 | 50 | | 2 |
| 143507-048-12 | 48,3 | 55 | | 2 |



Plade, sidemontering for MOD 3507



Sidemontering
For MOD 3507-04x
Skruer til MOD 3507-04x
er inkluderet



MOD 3508

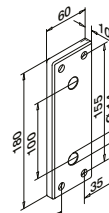
| 304 Børstet | | | |
|---------------|--|-----------|---|
| INDOOR | | | |
| 133508-156-12 | | 457 - 463 | 1 |

| 316 Børstet | | | |
|---------------|--|-----------|---|
| OUTDOOR | | | |
| 143508-156-12 | | 457 - 463 | 1 |

NEW



Sidemontering
For MOD 3507-04x
Skruer til MOD 3507-04x
er inkluderet



MOD 3508

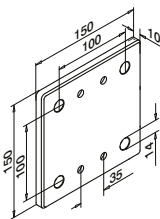
| 304 Børstet | | | |
|---------------|--|-----------|---|
| INDOOR | | | |
| 133508-186-12 | | 457 - 463 | 1 |

| 316 Børstet | | | |
|---------------|--|-----------|---|
| OUTDOOR | | | |
| 143508-186-12 | | 457 - 463 | 1 |

NEW



Sidemontering
For MOD 3507-04x
Skruer til MOD 3507-04x
er inkluderet



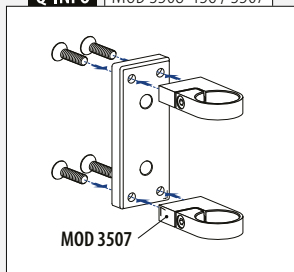
MOD 3508

| 304 Børstet | | | |
|---------------|--|-----------|---|
| INDOOR | | | |
| 133508-151-12 | | 457 - 463 | 1 |

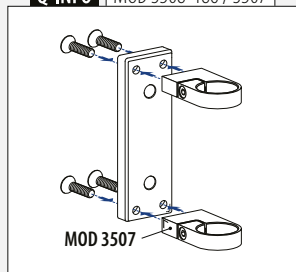
| 316 Børstet | | | |
|---------------|--|-----------|---|
| OUTDOOR | | | |
| 143508-151-12 | | 457 - 463 | 1 |

NEW

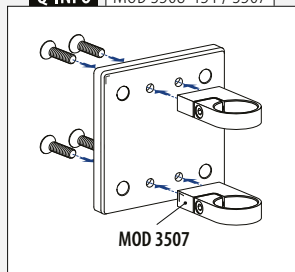
Q-INFO | MOD 3508-156 / 3507

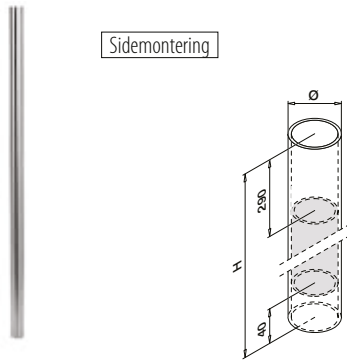


Q-INFO | MOD 3508-186 / 3507



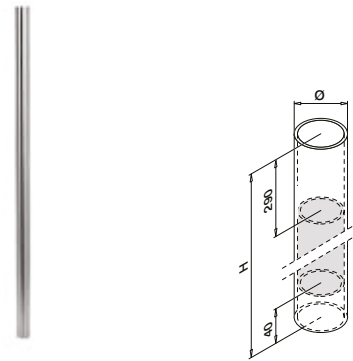
Q-INFO | MOD 3508-151 / 3507





MOD 0951 - DOBBELT GODSTYKKELSE 4,6 mm

| | 304 | Børstet | | |
|----------------|---------|---------|----------|----------|
| INDOOR | | | Ø | H |
| 130951-548-12 | 48,3 | x 4,6 | 1250 | 1 |
| 316 | Børstet | | | |
| OUTDOOR | | | | |
| 140951-548-12 | 48,3 | x 4,6 | 1250 | 1 |



MOD 0952 - DOBBELT GODSTYKKELSE 4,6 mm

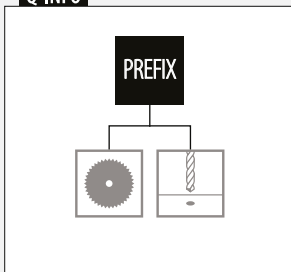
| | 304 | Børstet | | |
|----------------|---------|---------|----------|----------|
| INDOOR | | | Ø | H |
| 130952-548-12 | 48,3 | x 4,6 | 1350 | 1 |
| 316 | Børstet | | | |
| OUTDOOR | | | | |
| 140952-548-12 | 48,3 | x 4,6 | 1350 | 1 |



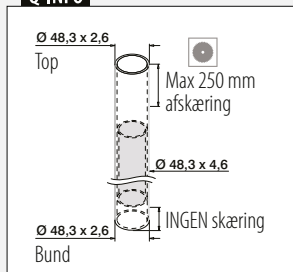
STOLPELÆNDESYSTEMER

Q-LINE - EXTRA STRONG

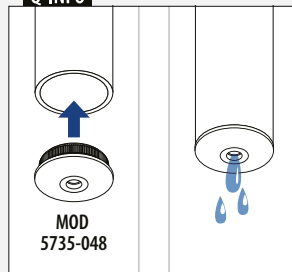
Q-INFO

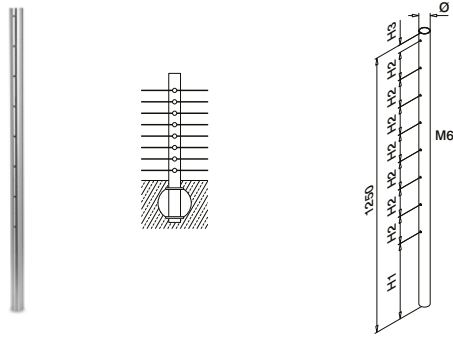


Q-INFO



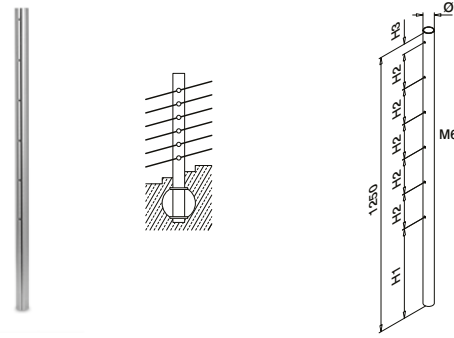
Q-INFO





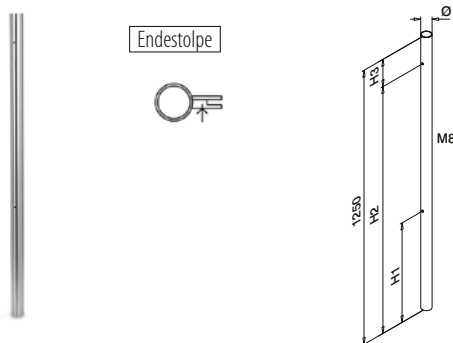
MOD 0935

| | 304 | Børstet | | | | |
|------------------|------------|---------|-----|----|---|--|
| INDOOR | Ø | H1 | H2 | H3 | | |
| 130935-242-00-12 | 42,4 x 2,0 | 340 | 125 | 35 | 1 | |



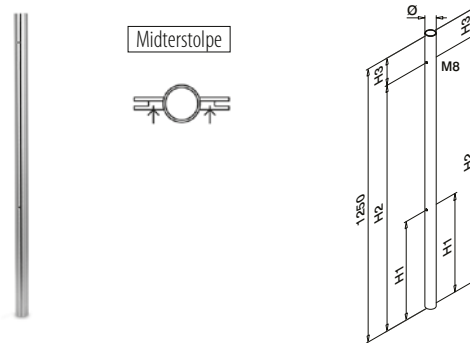
MOD 0935

| | 304 | Børstet | | | | |
|------------------|------------|---------|-----|----|---|--|
| INDOOR | Ø | H1 | H2 | H3 | | |
| 130935-242-01-12 | 42,4 x 2,0 | 405 | 160 | 45 | 1 | |



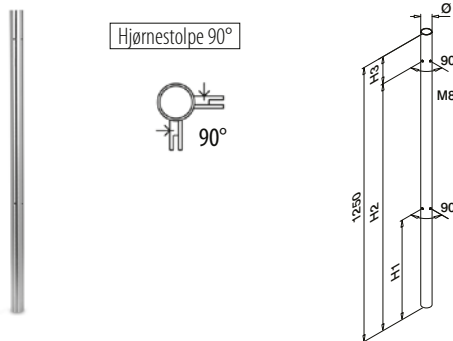
MOD 0937

| | 304 | Børstet | | | | |
|------------------|------------|---------|------|-----|---|--|
| INDOOR | Ø | H1 | H2 | H3 | | |
| 130937-242-01-12 | 42,4 x 2,0 | 455 | 1130 | 120 | 1 | |



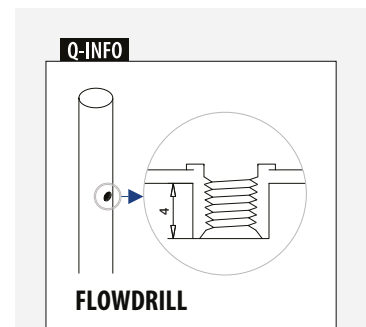
MOD 0937

| | 304 | Børstet | | | | |
|------------------|------------|---------|------|-----|---|--|
| INDOOR | Ø | H1 | H2 | H3 | | |
| 130937-242-02-12 | 42,4 x 2,0 | 455 | 1130 | 120 | 1 | |



MOD 0937

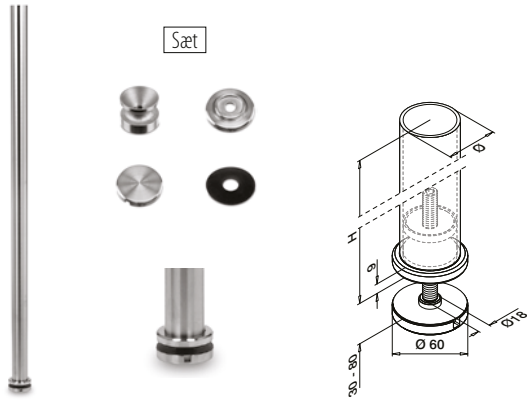
| | 304 | Børstet | | | | |
|------------------|------------|---------|------|-----|---|--|
| INDOOR | Ø | H1 | H2 | H3 | | |
| 130937-242-90-12 | 42,4 x 2,0 | 455 | 1130 | 120 | 1 | |



Stolper

Gelænderstolper

Til trapper



MOD 0545

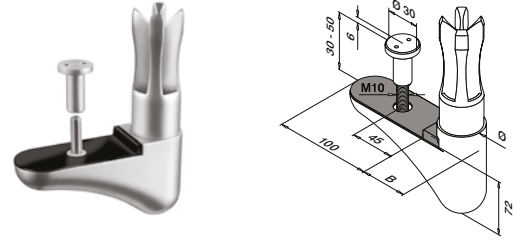
| 304 | Børstet | | |
|--------|------------|------|---|
| INDOOR | Ø | H | |
| 130545 | 42,4 x 2,0 | 1150 | 1 |



Stolper

Trappe flange

Til limning



MOD 0947

| 304 | Børstet | | |
|------------|------------|----|---|
| INDOOR | Ø | B | |
| 130947-242 | 42,4 x 2,0 | 48 | 1 |

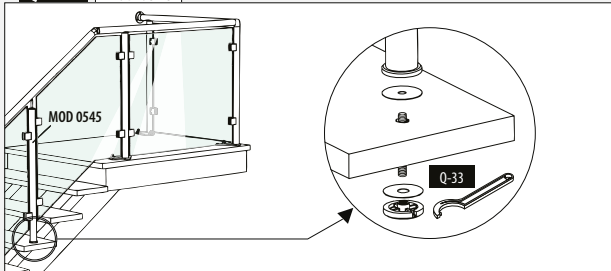


International Design Model Protection

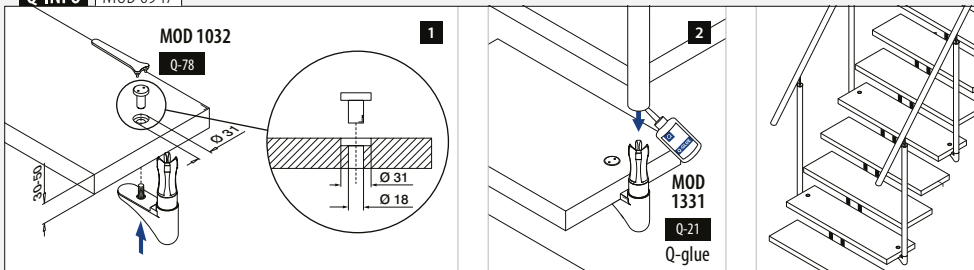


MOD 0947

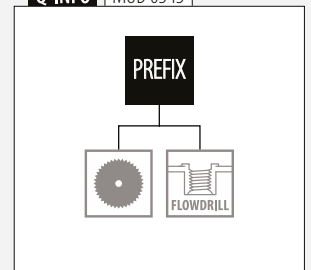
Q-INFO MOD 0545



Q-INFO MOD 0947

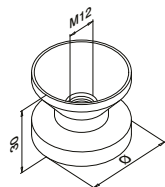


Q-INFO MOD 0545



Stolper

Stolpe kerne



MOD 3501

304 Rå

INDOOR

Ø



133501-242 42,4 x 2,0

QS-274 464

2

133501-042 42,4 x 2,6

QS-274 464

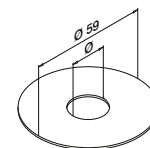
2

SELL
OUT



Stolper

Skive



MOD 5080 / 5081

Tilbehør

Ø



205080

18

20

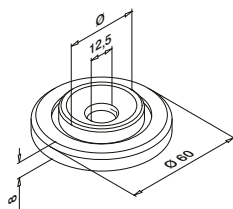
205081

12

20

Stolper

Rosette



MOD 0501

304 Børstet

INDOOR

Ø

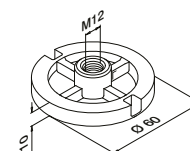


130501-042 42,4 x 2,0 + 42,4 x 2,6

2

Stolper

Dækkapper



MOD 0731

304 Børstet

INDOOR



130731

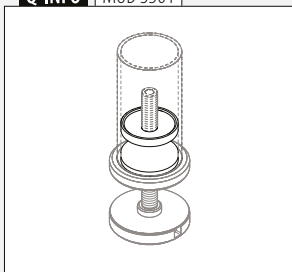
2



STOLPELÆNDSYSTEMER

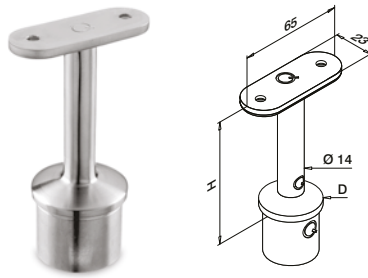
Q-LINE

Q-INFO | MOD 3501



SELL
OUT

Kun så længe lager haves.

Til rundt rør
til fladt rør

MOD 0709

| 304 | | Børstet | | | |
|------------------|------------|---------|-------|-----|---|
| INDOOR | D | H | | | |
| 130709-000-00-12 | 33,7 x 2,0 | 80 | QS-12 | 472 | 2 |

MOD 0710

| 304 | | Børstet | | | |
|------------------|------------|---------|-------|-----|---|
| INDOOR | D | H | | | |
| 130710-000-00-12 | 42,4 x 2,0 | 81 | QS-12 | 472 | 2 |
| 316 | | Børstet | | | |
| OUTDOOR | D | H | | | |
| 140710-000-00-12 | 42,4 x 2,0 | 81 | QS-13 | 472 | 2 |

MOD 0711

| 304 | | Børstet | | | |
|------------------|------------|---------|-------|-----|---|
| INDOOR | D | H | | | |
| 130711-000-00-12 | 48,3 x 2,0 | 82 | QS-12 | 472 | 2 |

MOD 0712

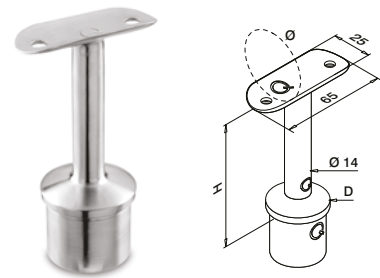
| 304 | | Børstet | | | |
|---------------------------|------------|---------|-------|-----|---|
| INDOOR | D | H | | | |
| SELL OUT 130712-000-00-12 | 42,4 x 2,6 | 81 | QS-12 | 472 | 2 |
| 316 | | Børstet | | | |
| OUTDOOR | D | H | | | |
| SELL OUT 140712-000-00-12 | 42,4 x 2,6 | 81 | QS-13 | 472 | 2 |

MOD 0713

| 316 | | Børstet | | | |
|------------------|------------|---------|-------|-----|---|
| OUTDOOR | D | H | | | |
| 140713-000-00-12 | 48,3 x 2,6 | 82 | QS-13 | 472 | 2 |



Til rundt rør



MOD 0709

| 304 | | Børstet | | | |
|------------------|------------|---------|----|-------|-------|
| INDOOR | D | Ø | H | | |
| 130709-033-00-12 | 33,7 x 2,0 | 33,7 | 78 | QS-10 | 472 2 |
| 130709-042-00-12 | 33,7 x 2,0 | 42,4 | 78 | QS-10 | 472 2 |

MOD 0710

| 304 | | Børstet | | | |
|------------------|------------|---------|----|-------|-------|
| INDOOR | D | Ø | H | | |
| 130710-042-00-12 | 42,4 x 2,0 | 42,4 | 79 | QS-10 | 472 2 |
| 130710-048-00-12 | 42,4 x 2,0 | 48,3 | 79 | QS-10 | 472 2 |
| 316 | | Børstet | | | |
| OUTDOOR | D | Ø | H | | |
| 140710-042-00-12 | 42,4 x 2,0 | 42,4 | 79 | QS-11 | 472 2 |
| 316 | | Poleret | | | |
| OUTDOOR | D | Ø | H | | |
| 140710-042-00-10 | 42,4 x 2,0 | 42,4 | 79 | QS-11 | 472 2 |

MOD 0711

| 304 | | Børstet | | | |
|------------------|------------|---------|----|-------|-------|
| INDOOR | D | Ø | H | | |
| 130711-048-00-12 | 48,3 x 2,0 | 48,3 | 80 | QS-10 | 472 2 |
| 316 | | Børstet | | | |
| OUTDOOR | D | Ø | H | | |
| 140711-048-00-12 | 48,3 x 2,0 | 48,3 | 80 | QS-11 | 472 2 |

MOD 0712


| 304 | | Børstet | | | |
|---------------------------|------------|---------|----|-------|-------|
| INDOOR | D | Ø | H | | |
| SELL OUT 130712-042-00-12 | 42,4 x 2,6 | 42,4 | 79 | QS-10 | 472 2 |
| SELL OUT 130712-048-00-12 | 42,4 x 2,6 | 48,3 | 79 | QS-10 | 472 2 |
| 316 | | Børstet | | | |
| OUTDOOR | D | Ø | H | | |
| SELL OUT 140712-042-00-12 | 42,4 x 2,6 | 42,4 | 79 | QS-11 | 472 2 |

MOD 0713

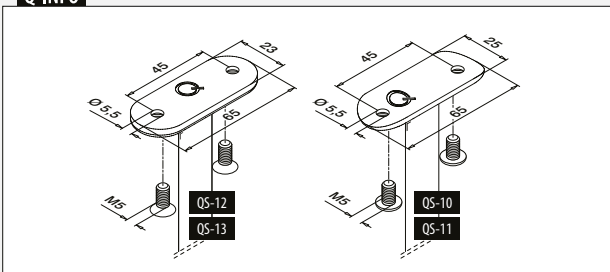
| 304 | | Børstet | | | |
|------------------|------------|---------|----|-------|-------|
| INDOOR | D | Ø | H | | |
| 130713-042-00-12 | 48,3 x 2,6 | 42,4 | 80 | QS-10 | 472 2 |
| 130713-048-00-12 | 48,3 x 2,6 | 48,3 | 80 | QS-10 | 472 2 |
| 316 | | Børstet | | | |
| OUTDOOR | D | Ø | H | | |
| 140713-042-00-12 | 48,3 x 2,6 | 42,4 | 80 | QS-11 | 472 2 |
| 140713-048-00-12 | 48,3 x 2,6 | 48,3 | 80 | QS-11 | 472 2 |



Q-INFO 316

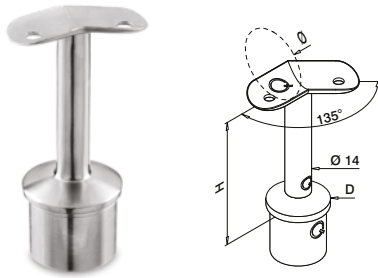


Q-INFO



SELL OUT Kun så længe lager haves.

Til rundt rør



MOD 0710

| 304 | | Børstet | | | | | |
|------------------|------------|---------|----|-------|-----|---|--|
| INDOOR | D | Ø | H | | | | |
| 130710-042-45-12 | 42,4 x 2,0 | 42,4 | 79 | QS-10 | 472 | 2 | |
| 316 | | Børstet | | | | | |
| OUTDOOR | D | Ø | H | | | | |
| 140710-042-45-12 | 42,4 x 2,0 | 42,4 | 79 | QS-11 | 472 | 2 | |

MOD 0711


| 316 | | Børstet | | | | | |
|------------------|------------|---------|----|-------|-----|---|--|
| OUTDOOR | D | Ø | H | | | | |
| 140711-048-45-12 | 48,3 x 2,0 | 48,3 | 80 | QS-11 | 472 | 2 | |

MOD 0712

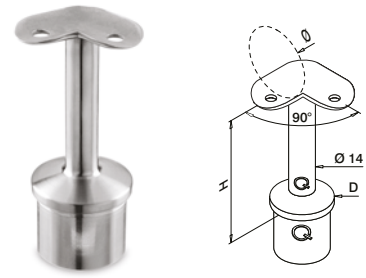
| 304 | | Børstet | | | | | |
|------------------|------------|---------|----|-------|-----|---|--|
| INDOOR | D | Ø | H | | | | |
| 130712-042-45-12 | 42,4 x 2,6 | 42,4 | 79 | QS-10 | 472 | 2 | |
| 316 | | Børstet | | | | | |
| OUTDOOR | D | Ø | H | | | | |
| 140712-042-45-12 | 42,4 x 2,6 | 42,4 | 79 | QS-11 | 472 | 2 | |

MOD 0713

| 316 | | Børstet | | | | | |
|------------------|------------|---------|----|-------|-----|---|--|
| OUTDOOR | D | Ø | H | | | | |
| 140713-048-45-12 | 48,3 x 2,6 | 48,3 | 80 | QS-11 | 472 | 2 | |



Til rundt rør



MOD 0709

| 304 | | Børstet | | | | | |
|------------------|------------|---------|----|-------|-----|---|--|
| INDOOR | D | Ø | H | | | | |
| 130709-033-90-12 | 33,7 x 2,0 | 33,7 | 78 | QS-10 | 472 | 2 | |
| 130709-042-90-12 | 33,7 x 2,0 | 42,4 | 78 | QS-10 | 472 | 2 | |

MOD 0710

| 304 | | Børstet | | | | | |
|------------------|------------|---------|----|-------|-----|---|--|
| INDOOR | D | Ø | H | | | | |
| 130710-042-90-12 | 42,4 x 2,0 | 42,4 | 79 | QS-10 | 472 | 2 | |
| 130710-048-90-12 | 42,4 x 2,0 | 48,3 | 79 | QS-10 | 472 | 2 | |

| 316 | | Børstet | | | | | |
|------------------|------------|---------|----|-------|-----|---|--|
| OUTDOOR | D | Ø | H | | | | |
| 140710-042-90-12 | 42,4 x 2,0 | 42,4 | 79 | QS-11 | 472 | 2 | |

| 316 | | Poleret | | | | | |
|------------------|------------|---------|----|-------|-----|---|--|
| OUTDOOR | D | Ø | H | | | | |
| 140710-042-90-10 | 42,4 x 2,0 | 42,4 | 79 | QS-11 | 472 | 2 | |

MOD 0711

| 304 | | Børstet | | | | | |
|------------------|------------|---------|----|-------|-----|---|--|
| INDOOR | D | Ø | H | | | | |
| 130711-048-90-12 | 48,3 x 2,0 | 48,3 | 80 | QS-10 | 472 | 2 | |

| 316 | | Børstet | | | | | |
|------------------|------------|---------|----|-------|-----|---|--|
| OUTDOOR | D | Ø | H | | | | |
| 140711-048-90-12 | 48,3 x 2,0 | 48,3 | 80 | QS-11 | 472 | 2 | |

MOD 0712

| 304 | | Børstet | | | | | |
|------------------|------------|---------|----|-------|-----|---|--|
| INDOOR | D | Ø | H | | | | |
| 130712-042-90-12 | 42,4 x 2,6 | 42,4 | 79 | QS-10 | 472 | 2 | |

| 316 | | Børstet | | | | | |
|------------------|------------|---------|----|-------|-----|---|--|
| OUTDOOR | D | Ø | H | | | | |
| 140712-042-90-12 | 42,4 x 2,6 | 42,4 | 79 | QS-11 | 472 | 2 | |

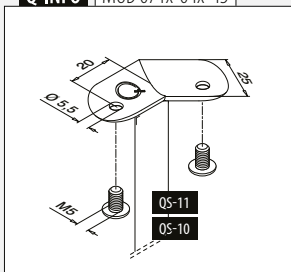
MOD 0713

| 304 | | Børstet | | | | | |
|------------------|------------|---------|----|-------|-----|---|--|
| INDOOR | D | Ø | H | | | | |
| 130713-042-90-12 | 48,3 x 2,6 | 42,4 | 80 | QS-10 | 472 | 2 | |
| 130713-048-90-12 | 48,3 x 2,6 | 48,3 | 80 | QS-10 | 472 | 2 | |

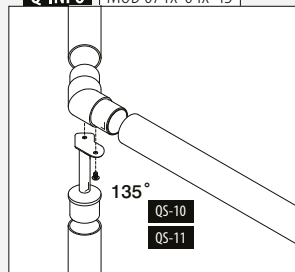
| 316 | | Børstet | | | | | |
|------------------|------------|---------|----|-------|-----|---|--|
| OUTDOOR | D | Ø | H | | | | |
| 140713-048-90-12 | 48,3 x 2,6 | 48,3 | 80 | QS-11 | 472 | 2 | |



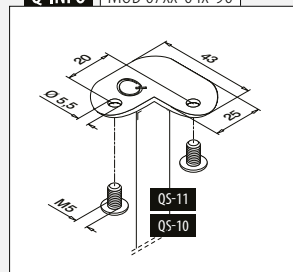
Q-INFO | MOD 071x-04x-45



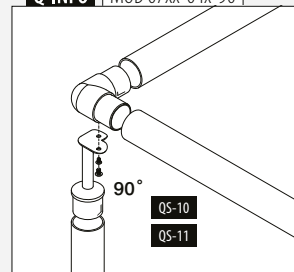
Q-INFO | MOD 071x-04x-45



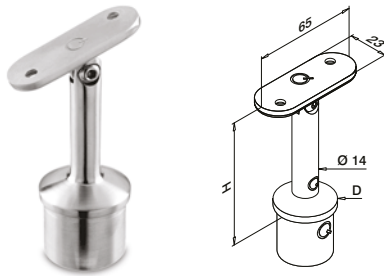
Q-INFO | MOD 07xx-04x-90



Q-INFO | MOD 07xx-04x-90



Til rundt rør
til fladt rør



MOD 0717

| 304 | | Børstet | | | |
|---------------|------------|---------|-------|-----|---|
| INDOOR | D | H | | | |
| 130717-000-12 | 33,7 x 2,0 | 80 | QS-12 | 472 | 2 |

SELL OUT

MOD 0718

| 304 | | Børstet | | | |
|---------------|------------|---------|-------|-----|---|
| INDOOR | D | H | | | |
| 130718-000-12 | 42,4 x 2,0 | 81 | QS-12 | 472 | 2 |

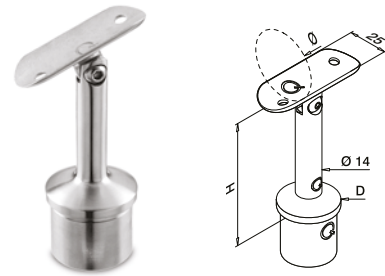
MOD 0720

| 304 | | Børstet | | | |
|---------------|------------|---------|-------|-----|---|
| INDOOR | D | H | | | |
| 130720-000-12 | 42,4 x 2,6 | 81 | QS-12 | 472 | 2 |

SELL OUT



Til rundt rør



MOD 0717

| 304 | | Børstet | | | |
|---------------|------------|---------|----|-------|-----|
| INDOOR | D | Ø | H | | |
| 130717-033-12 | 33,7 x 2,0 | 33,7 | 78 | QS-10 | 472 |
| 130717-042-12 | 33,7 x 2,0 | 42,4 | 78 | QS-10 | 472 |

MOD 0718

| 304 | | Børstet | | | |
|---------------|------------|---------|----|-------|-----|
| INDOOR | D | Ø | H | | |
| 130718-042-12 | 42,4 x 2,0 | 42,4 | 79 | QS-10 | 472 |
| 130718-048-12 | 42,4 x 2,0 | 48,3 | 79 | QS-10 | 472 |

316 Børstet
OUTDOOR

| | | | | | |
|---------------|------------|------|----|-------|-----|
| 140718-042-12 | 42,4 x 2,0 | 42,4 | 79 | QS-11 | 472 |
| 140718-048-12 | 42,4 x 2,0 | 48,3 | 79 | QS-11 | 472 |

316 Poleret
OUTDOOR

| | | | | | |
|---------------|------------|------|----|-------|-----|
| 140718-042-10 | 42,4 x 2,0 | 42,4 | 79 | QS-11 | 472 |
|---------------|------------|------|----|-------|-----|

MOD 0719

| 304 | | Børstet | | | |
|---------------|------------|---------|----|-------|-----|
| INDOOR | D | Ø | H | | |
| 130719-048-12 | 48,3 x 2,0 | 48,3 | 80 | QS-10 | 472 |

316 Børstet
OUTDOOR

| | | | | | |
|---------------|------------|------|----|-------|-----|
| 140719-048-12 | 48,3 x 2,0 | 48,3 | 80 | QS-11 | 472 |
|---------------|------------|------|----|-------|-----|

MOD 0720

| 304 | | Børstet | | | |
|---------------|------------|---------|----|-------|-----|
| INDOOR | D | Ø | H | | |
| 130720-042-12 | 42,4 x 2,6 | 42,4 | 79 | QS-10 | 472 |
| 130720-048-12 | 42,4 x 2,6 | 48,3 | 79 | QS-10 | 472 |

SELL OUT

SELL OUT

316 Børstet
OUTDOOR

| | | | | | |
|---------------|------------|------|----|-------|-----|
| 140720-042-12 | 42,4 x 2,6 | 42,4 | 79 | QS-11 | 472 |
|---------------|------------|------|----|-------|-----|

SELL OUT

MOD 0721


| 304 | | Børstet | | | |
|---------------|------------|---------|----|-------|-----|
| INDOOR | D | Ø | H | | |
| 130721-042-12 | 48,3 x 2,6 | 42,4 | 80 | QS-10 | 472 |
| 130721-048-12 | 48,3 x 2,6 | 48,3 | 80 | QS-10 | 472 |

316 Børstet
OUTDOOR

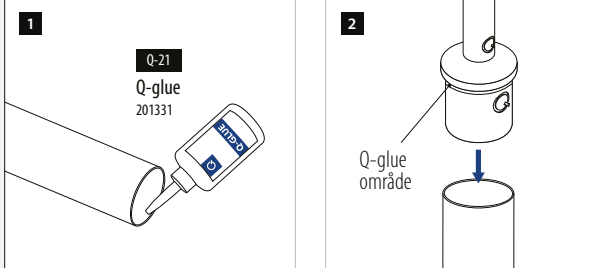
| | | | | | |
|---------------|------------|------|----|-------|-----|
| 140721-042-12 | 48,3 x 2,6 | 42,4 | 80 | QS-11 | 472 |
| 140721-048-12 | 48,3 x 2,6 | 48,3 | 80 | QS-11 | 472 |



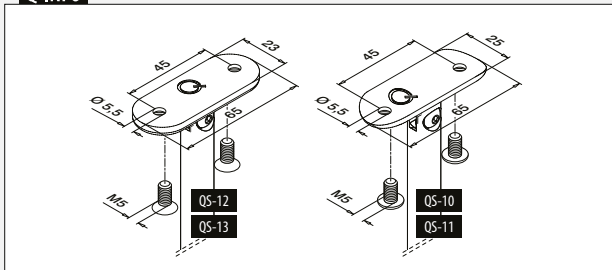
Q-INFO 304 316



Q-INFO



Q-INFO



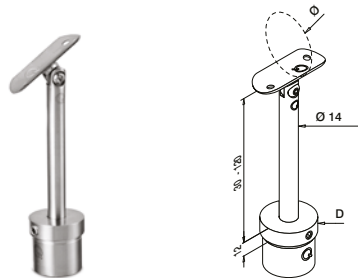
SELL OUT

Kun så længe lager haves.



Til rundt rør

Justerbar højde

**MOD 0697**

| 304 | | Børstet | | | |
|------------|------------|---------|-------|-----|---|
| INDOOR | D | Ø | | | |
| 130697-042 | 42,4 x 2,0 | 42,4 | QS-10 | 472 | 2 |
| 316 | | Børstet | | | |
| OUTDOOR | | | | | |
| 140697-042 | 42,4 x 2,0 | 42,4 | QS-11 | 472 | 2 |

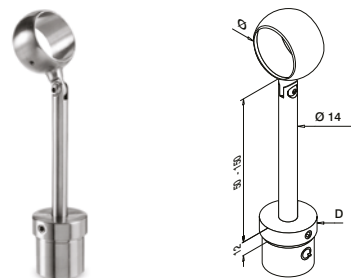
MOD 0699

| 304 | | Børstet | | | |
|------------|------------|---------|-------|-----|---|
| INDOOR | D | Ø | | | |
| 130699-048 | 48,3 x 2,0 | 48,3 | QS-10 | 472 | 2 |
| 316 | | Børstet | | | |
| OUTDOOR | | | | | |
| 140699-048 | 48,3 x 2,0 | 48,3 | QS-11 | 472 | 2 |

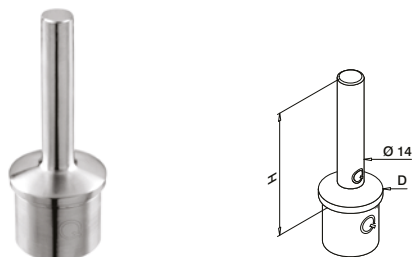


Til rundt rør

Justerbar højde

**MOD 0714**

| 304 | | Børstet | | | |
|------------|------------|---------|--|--|---|
| INDOOR | D | Ø | | | |
| 130714-042 | 42,4 x 2,6 | 42,4 | | | 2 |
| 130714-048 | 48,3 x 2,6 | 48,3 | | | 2 |

SELL
OUT**MOD 0695**

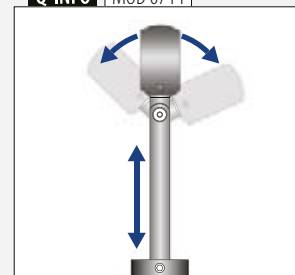
| 304 | | Børstet | | | |
|---------|------------|---------|--|--|---|
| INDOOR | D | H | | | |
| 130695 | 42,4 x 2,0 | 79 | | | 2 |
| 316 | | Børstet | | | |
| OUTDOOR | | | | | |
| 140695 | 42,4 x 2,0 | 79 | | | 2 |

MOD 0696

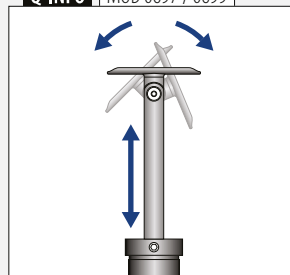
| 316 | | Børstet | | | |
|---------|------------|---------|--|--|---|
| OUTDOOR | D | H | | | |
| 140696 | 48,3 x 2,0 | 80 | | | 2 |



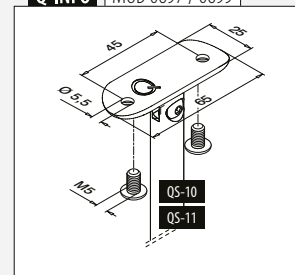
Q-INFO | MOD 0714

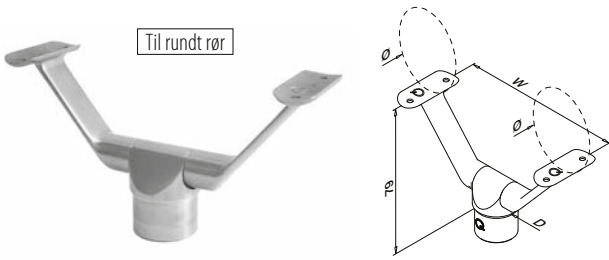


Q-INFO | MOD 0697 / 0699



Q-INFO | MOD 0697 / 0699





MOD 0693

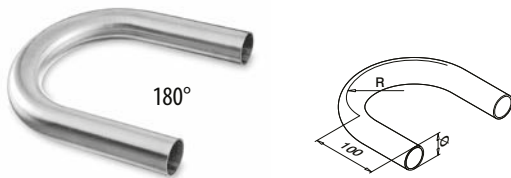
| | | | | | | |
|----------------|------------|----------|----------|-------|-----|---|
| 316 | Børstet | | | | | |
| OUTDOOR | D | Ø | W | | | |
| 140693-042-12 | 42,4 x 2,0 | 42,4 | 170 | QS-11 | 472 | 2 |

MOD 0694

| | | | | | | |
|----------------|------------|----------|----------|-------|-----|---|
| 316 | Børstet | | | | | |
| OUTDOOR | D | Ø | W | | | |
| 140694-048-12 | 48,3 x 2,0 | 48,3 | 194 | QS-11 | 472 | 2 |



International Design Model Protection

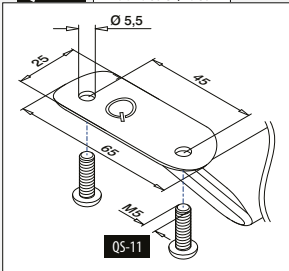


MOD 0906

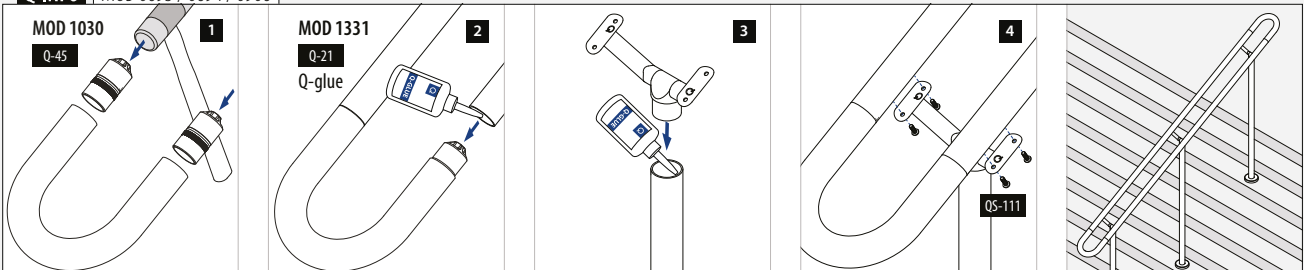
| | | | | |
|---------------|------------|----------|---|--|
| 304 | Børstet | | | |
| INDOOR | Ø | R | | |
| 130906-242-12 | 42,4 x 2,0 | 85 | 1 | |
| 130906-248-12 | 48,3 x 2,0 | 97 | 1 | |

| | | | | |
|----------------|------------|----------|---|--|
| 316 | Børstet | | | |
| OUTDOOR | Ø | R | | |
| 140906-242-12 | 42,4 x 2,0 | 85 | 1 | |
| 140906-248-12 | 48,3 x 2,0 | 97 | 1 | |

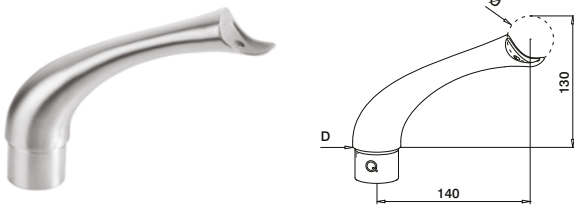
Q-INFO MOD 0693 / 0694



Q-INFO MOD 0693 / 0694 / 0906



Til rundt rør



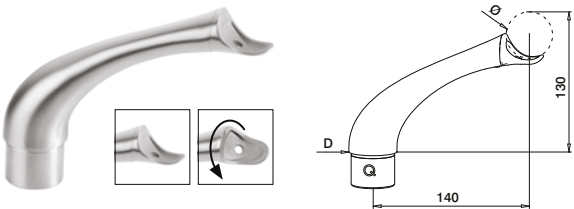
MOD 0706

| 304 | | Børstet | | | |
|---------|------------|---------|-------|-----|---|
| INDOOR | D | Ø | | | |
| 130706 | 42,4 x 2,0 | 42,4 | QS-83 | 472 | 2 |
| 316 | | Børstet | | | |
| OUTDOOR | D | Ø | | | |
| 140706 | 42,4 x 2,0 | 42,4 | QS-84 | 472 | 2 |



International Design Model Protection

Til rundt rør



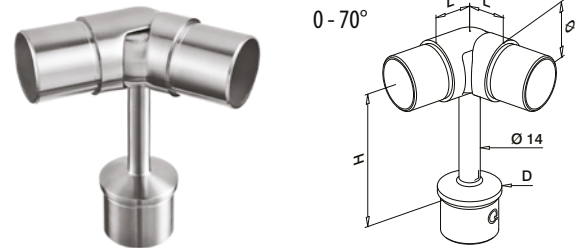
MOD 0704

| 316 | | Børstet | | | |
|---------|------------|---------|-------|-----|---|
| OUTDOOR | D | Ø | | | |
| 140704 | 42,4 x 2,0 | 42,4 | QS-84 | 472 | 2 |



International Design Model Protection

Til rundt rør



MOD 0736

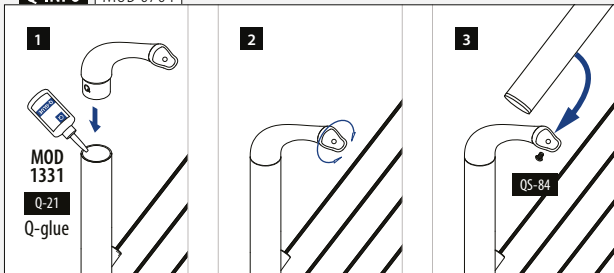
| 304 | | Børstet | | | |
|------------|------------|------------|-----|----|---|
| INDOOR | D | Ø | H | L | |
| 130736-242 | 42,4 x 2,0 | 42,4 x 2,0 | 100 | 27 | 2 |
| 316 | | Børstet | | | |
| OUTDOOR | D | Ø | H | L | |
| 140736-242 | 42,4 x 2,0 | 42,4 x 2,0 | 100 | 27 | 2 |

MOD 0737

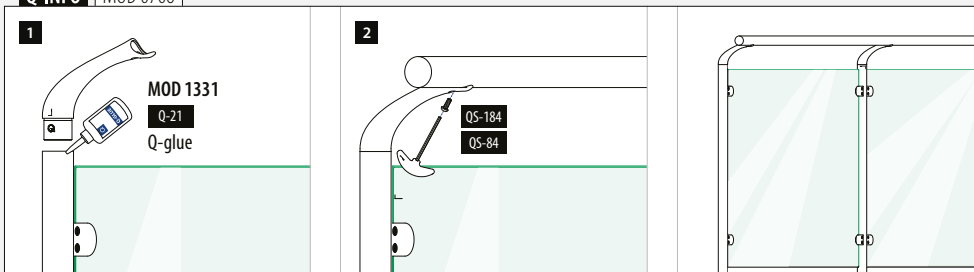
| 316 | | Børstet | | | |
|------------|------------|------------|-----|----|---|
| OUTDOOR | D | Ø | H | L | |
| 140737-248 | 48,3 x 2,0 | 48,3 x 2,0 | 100 | 30 | 2 |



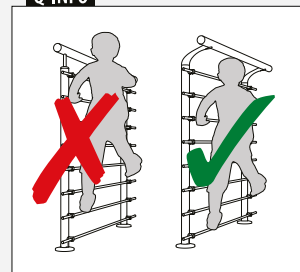
Q-INFO MOD 0704



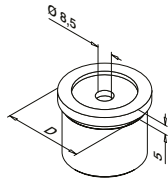
Q-INFO MOD 0706



Q-INFO



Til rundt rør til fladt rør

**MOD 0730****304**

Børstet

| INDOOR | D | | |
|------------|------------|-----------|---|
| 130730-000 | 33,7 x 2,0 | QS-26 472 | 2 |

MOD 0725**304**

Børstet

| INDOOR | D | | |
|------------|------------|-----------|---|
| 130725-000 | 42,4 x 2,0 | QS-26 472 | 2 |

316

Børstet

| OUTDOOR | D | | |
|------------|------------|-----------|---|
| 140725-000 | 42,4 x 2,0 | QS-27 472 | 2 |

MOD 0727**304**

Børstet

| INDOOR | D | | |
|------------|------------|-----------|---|
| 130727-000 | 42,4 x 2,6 | QS-26 472 | 2 |

SELL OUT

316

Børstet

| OUTDOOR | D | | |
|------------|------------|-----------|---|
| 140727-000 | 42,4 x 2,6 | QS-27 472 | 2 |

SELL OUT

MOD 0726**304**

Børstet

| INDOOR | D | | |
|------------|------------|-----------|---|
| 130726-000 | 48,3 x 2,0 | QS-26 472 | 2 |

MOD 0728**304**

Børstet

| INDOOR | D | | |
|------------|------------|-----------|---|
| 130728-000 | 48,3 x 2,6 | QS-26 472 | 2 |

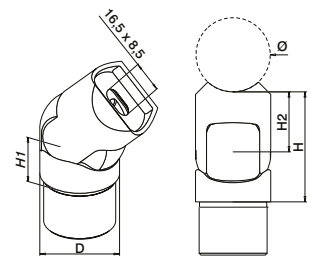
SELL OUT



Til rundt rør



0-70°

**MOD 0776****304**

Børstet

| INDOOR | D | Ø | H1 | H2 | H | | |
|---------------|------------|------|----|----|----|-------|-------|
| 130776-042-12 | 42,4 x 2,0 | 42,4 | 27 | 35 | 62 | QS-26 | 472 2 |

316

Børstet

| OUTDOOR | D | Ø | H1 | H2 | H | | |
|---------------|------------|------|----|----|----|-------|-------|
| 140776-042-12 | 42,4 x 2,0 | 42,4 | 27 | 35 | 62 | QS-27 | 472 2 |

MOD 0777**304**

Børstet

| INDOOR | D | Ø | H1 | H2 | H | | |
|---------------|------------|------|----|----|----|-------|-------|
| 130777-048-12 | 48,3 x 2,0 | 48,3 | 30 | 38 | 68 | QS-26 | 472 2 |

316

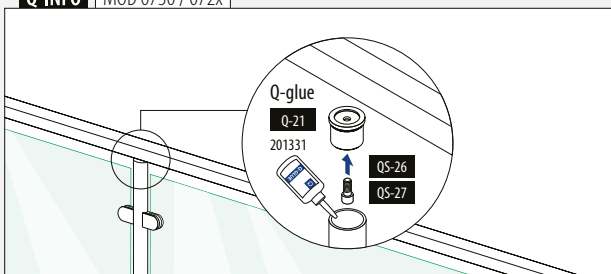
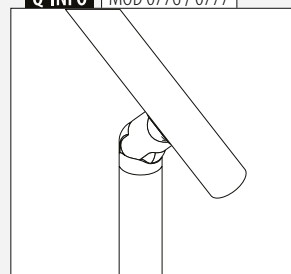
Børstet

| OUTDOOR | D | Ø | H1 | H2 | H | | |
|---------------|------------|------|----|----|----|-------|-------|
| 140777-048-12 | 48,3 x 2,0 | 48,3 | 30 | 38 | 68 | QS-27 | 472 2 |

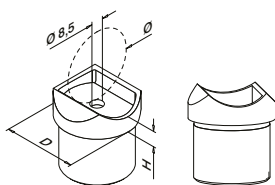


International Design Model Protection

SELL OUT Kun så længe lager haves.

Q-INFO MOD 0730 / 072x**Q-INFO** MOD 0776 / 0777

Til rundt rør

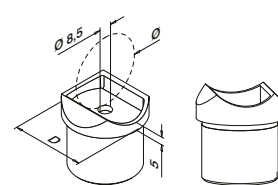


MOD 0774

| 304 | | Børstet | | | |
|-----------|------------|---------|---|-------|-----|
| INDOOR | D | Ø | H | | |
| 130774-12 | 33,7 x 2,0 | 33,7 | 8 | QS-26 | 472 |

Passer til MOD 0303 forbindelser

Til rundt rør



MOD 0730

| 304 | | Børstet | | | |
|------------|------------|---------|---|-------|-----|
| INDOOR | D | Ø | H | | |
| 130730-042 | 33,7 x 2,0 | 42,4 | 8 | QS-26 | 472 |

MOD 0725

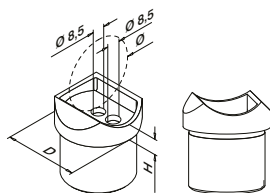
| 304 | | Børstet | | | |
|------------|------------|---------|---|-------|-----|
| INDOOR | D | Ø | H | | |
| 130725-048 | 42,4 x 2,0 | 48,3 | 9 | QS-26 | 472 |

| 316 | | Børstet | | | |
|------------|------------|---------|---|-------|-----|
| OUTDOOR | D | Ø | H | | |
| 140725-048 | 42,4 x 2,0 | 48,3 | 9 | QS-27 | 472 |



Passer ikke til MOD 0303 forbindelser

Til rundt rør



MOD 0770

| 304 | | Børstet | | | |
|---------------|------------|---------|---|-------|-----|
| INDOOR | D | Ø | H | | |
| 130770-042-12 | 42,4 x 2,0 | 42,4 | 9 | QS-26 | 472 |

| 316 | | Børstet | | | |
|---------------|------------|---------|---|-------|-----|
| OUTDOOR | D | Ø | H | | |
| 140770-042-12 | 42,4 x 2,0 | 42,4 | 9 | QS-27 | 472 |

| 316 | | Poleret | | | |
|---------------|------------|---------|---|-------|-----|
| OUTDOOR | D | Ø | H | | |
| 140770-042-10 | 42,4 x 2,0 | 42,4 | 9 | QS-27 | 472 |

MOD 0772

| 304 | | Børstet | | | |
|------------------------|------------|---------|---|-------|-----|
| INDOOR | D | Ø | H | | |
| SELL OUT 130772-042-12 | 42,4 x 2,6 | 42,4 | 9 | QS-26 | 472 |

| 316 | | Børstet | | | |
|------------------------|------------|---------|---|-------|-----|
| OUTDOOR | D | Ø | H | | |
| SELL OUT 140772-042-12 | 42,4 x 2,6 | 42,4 | 9 | QS-27 | 472 |

MOD 0771

| 304 | | Børstet | | | |
|---------------|------------|---------|----|-------|-----|
| INDOOR | D | Ø | H | | |
| 130771-048-12 | 48,3 x 2,0 | 48,3 | 11 | QS-26 | 472 |

| 316 | | Børstet | | | |
|---------------|------------|---------|----|-------|-----|
| OUTDOOR | D | Ø | H | | |
| 140771-048-12 | 48,3 x 2,0 | 48,3 | 11 | QS-27 | 472 |

MOD 0773


| 304 | | Børstet | | | |
|---------------|------------|---------|----|-------|-----|
| INDOOR | D | Ø | H | | |
| 130773-048-12 | 48,3 x 2,6 | 48,3 | 11 | QS-26 | 472 |

| 316 | | Børstet | | | |
|---------------|------------|---------|----|-------|-----|
| OUTDOOR | D | Ø | H | | |
| 140773-048-12 | 48,3 x 2,6 | 48,3 | 11 | QS-27 | 472 |

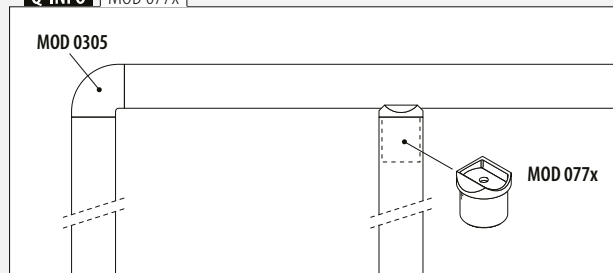


Passer til MOD 0303 forbindelser

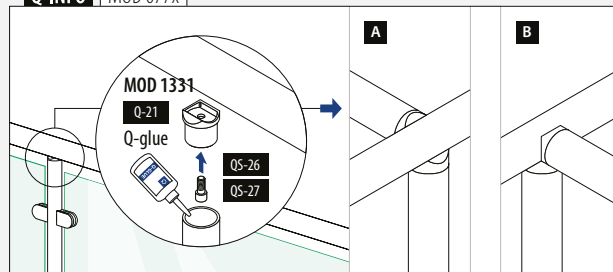
Q-INFO 316



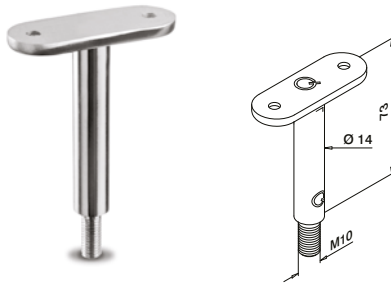
Q-INFO MOD 077x



Q-INFO MOD 077x

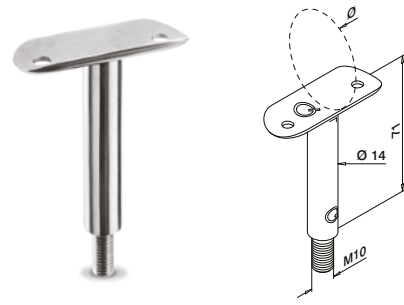


Til fladt rør

**MOD 0810****304** Børstet**INDOOR**

| SELL OUT | 130810-000-00 | QS-12 472 | 2 |
|----------|---------------|-----------|---|
| | | | |

Til rundt rør

**MOD 0810****304** Børstet**INDOOR**

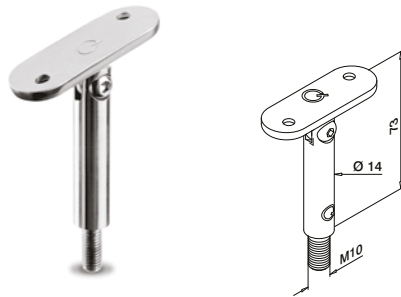
| SELL OUT | 130810-042-00 | 42,4 | QS-10 472 | 2 |
|----------|---------------|------|-----------|---|
| | 130810-048-00 | 48,3 | QS-10 472 | 2 |

316 Børstet**OUTDOOR**

| SELL OUT | 140810-042-00 | 42,4 | QS-11 472 | 2 |
|----------|---------------|------|-----------|---|
| | 140810-048-00 | 48,3 | QS-11 472 | 2 |

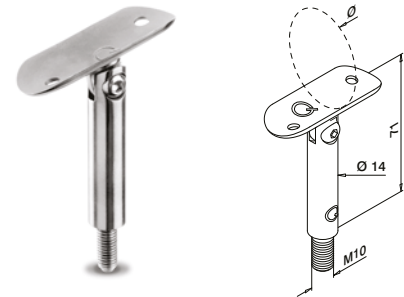


Til fladt rør

**MOD 0818****304** Børstet**INDOOR**

| SELL OUT | 130818-000 | QS-12 472 | 2 |
|----------|------------|-----------|---|
| | | | |

Til rundt rør

**MOD 0818****304** Børstet**INDOOR**

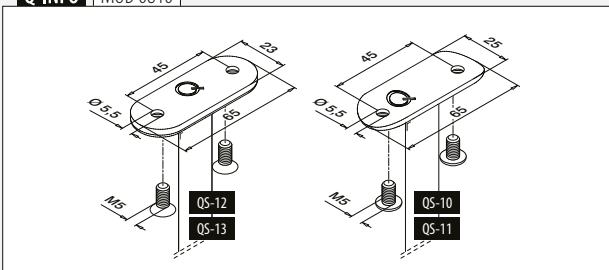
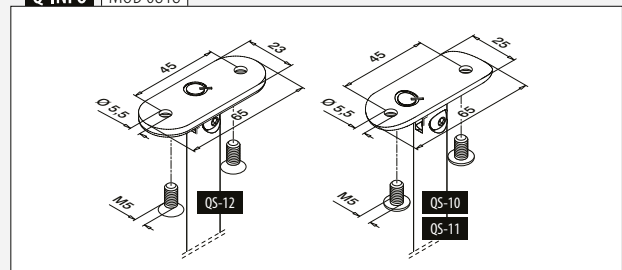
| SELL OUT | 130818-042 | 42,4 | QS-10 472 | 2 |
|----------|------------|------|-----------|---|
| | 130818-048 | 48,3 | QS-10 472 | 2 |

316 Børstet**OUTDOOR**

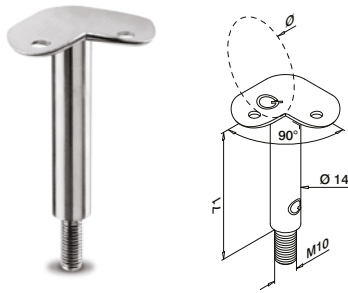
| SELL OUT | 140818-042 | 42,4 | QS-11 472 | 2 |
|----------|------------|------|-----------|---|
| | 140818-048 | 48,3 | QS-11 472 | 2 |



SELL OUT Kun så længe lager haves.

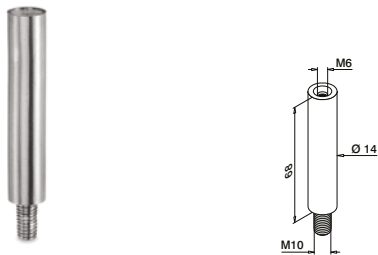
Q-INFO | MOD 0810**Q-INFO** | MOD 0818

Til rundt rør



MOD 0810

| 304 Børstet | | | |
|--------------------|------|-----------|---|
| INDOOR | | | |
| 130810-042-90 | 42,4 | QS-10 472 | 2 |
| 130810-048-90 | 48,3 | QS-10 472 | 2 |
| 316 Børstet | | | |
| OUTDOOR | | | |
| 140810-042-90 | 42,4 | QS-11 472 | 2 |
| 140810-048-90 | 48,3 | QS-11 472 | 2 |



MOD 0811

| 304 Børstet | | | |
|--------------------|-----------|--|---|
| INDOOR | | | |
| 130811 | QS-48 472 | | 2 |
| 316 Børstet | | | |
| OUTDOOR | | | |
| 140811 | QS-89 472 | | 2 |

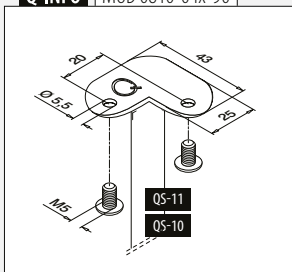


MOD 0812

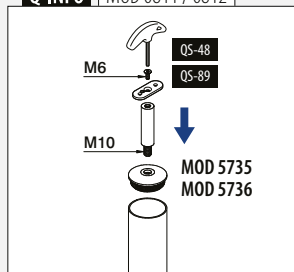
| 304 Børstet | | | |
|--------------------|-----------|--|---|
| INDOOR | | | |
| 130812 | QS-48 472 | | 2 |
| 316 Børstet | | | |
| OUTDOOR | | | |
| 140812 | QS-89 472 | | 2 |

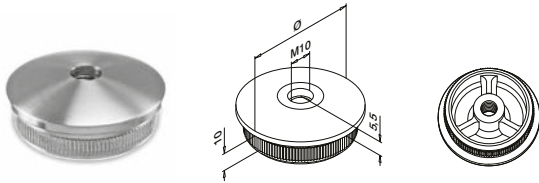


Q-INFO MOD 0810-04x-90



Q-INFO MOD 0811 / 0812

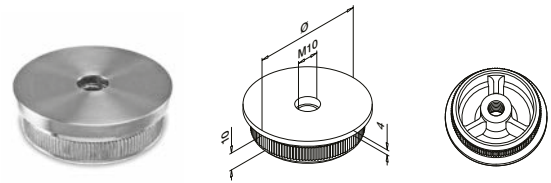


**MOD 5735 - EASY HIT®****304** Børstet**INDOOR**

| | Ø | |
|------------|-------------------|---|
| 135735-242 | 42,4 x 2,0 | 2 |
| 135735-042 | 42,4 x 2,6 | 2 |
| 135735-248 | 48,3 x 2,0 | 2 |
| 135735-048 | 48,3 x 2,6 | 2 |

SELL
OUT**316** Børstet**OUTDOOR**

| | | |
|------------|-------------------|---|
| 145735-242 | 42,4 x 2,0 | 2 |
| 145735-042 | 42,4 x 2,6 | 2 |
| 145735-248 | 48,3 x 2,0 | 2 |
| 145735-048 | 48,3 x 2,6 | 2 |
| 145735-060 | 60,3 x 2,0 | 2 |

SELL
OUTSELL
OUT**MOD 5736 - EASY HIT®****304** Børstet**INDOOR**

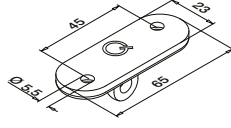
| | Ø | |
|------------|-------------------|---|
| 135736-242 | 42,4 x 2,0 | 2 |
| 135736-042 | 42,4 x 2,6 | 2 |
| 135736-248 | 48,3 x 2,0 | 2 |
| 135736-048 | 48,3 x 2,6 | 2 |

SELL
OUT**316** Børstet**OUTDOOR**

| | | |
|------------|------------|---|
| 145736-242 | 42,4 x 2,0 | 2 |
| 145736-248 | 48,3 x 2,0 | 2 |



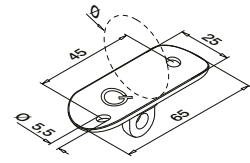
Til fladt rør

**MOD 3302****316** Børstet**OUTDOOR**

| | Ø | |
|---------------|-----------|---|
| 143302-000-12 | QS-12 472 | 2 |



Til rundt rør

**MOD 3302****316** Børstet**OUTDOOR**

| | Ø | |
|---------------|------|-------------|
| 143302-042-12 | 42,4 | QS-11 472 2 |
| 143302-048-12 | 48,3 | QS-11 472 2 |



Tilslutningsplader til håndliste

Til fladt rør

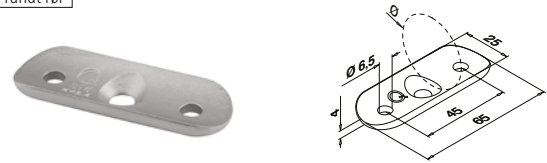


MOD 1810

| 304 | | Børstet | | |
|---------------|-------|-------------|-----|---|
| INDOOR | | | | |
| 131810-000-12 | QS-48 | 472 / QS-10 | 472 | 8 |
| 316 | | Børstet | | |
| OUTDOOR | | | | |
| 141810-000-12 | QS-89 | 472 / QS-11 | 472 | 8 |



Til rundt rør

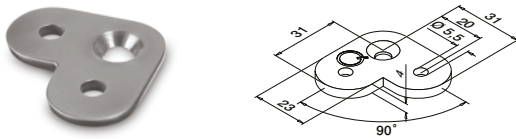


MOD 1810

| 304 | | Børstet | | | |
|---------------|------|---------|-------------|-----|---|
| INDOOR | | | | | |
| 131810-033-12 | 33,7 | QS-48 | 472 / QS-10 | 472 | 8 |
| 131810-042-12 | 42,4 | QS-48 | 472 / QS-10 | 472 | 8 |
| 131810-048-12 | 48,3 | QS-48 | 472 / QS-10 | 472 | 8 |
| 316 | | Børstet | | | |
| OUTDOOR | | | | | |
| 141810-042-12 | 42,4 | QS-89 | 472 / QS-11 | 472 | 8 |
| 141810-048-12 | 48,3 | QS-89 | 472 / QS-11 | 472 | 8 |



Til fladt rør

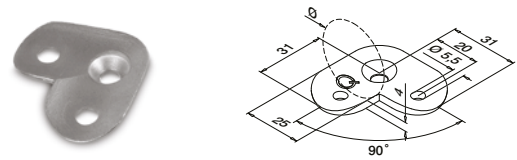


MOD 1802

| 304 | | Børstet | | |
|------------|-------|-------------|-----|---|
| INDOOR | | | | |
| 131802-000 | QS-48 | 472 / QS-10 | 472 | 8 |



Til rundt rør

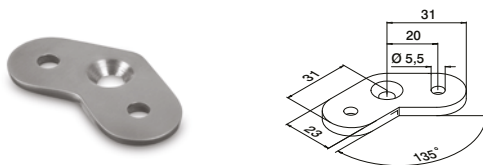


MOD 1802

| 304 | | Børstet | | | |
|------------|------|---------|-------------|-----|---|
| INDOOR | | | | | |
| 131802-042 | 42,4 | QS-48 | 472 / QS-10 | 472 | 8 |
| 131802-048 | 48,3 | QS-48 | 472 / QS-10 | 472 | 8 |



Til fladt rør

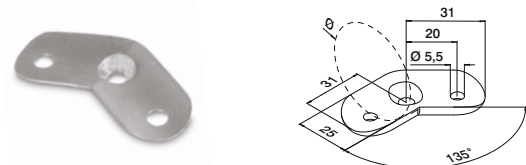


MOD 1801

| 304 | | Børstet | | |
|------------|-------|-------------|-----|---|
| INDOOR | | | | |
| 131801-000 | QS-48 | 472 / QS-10 | 472 | 8 |



Til rundt rør



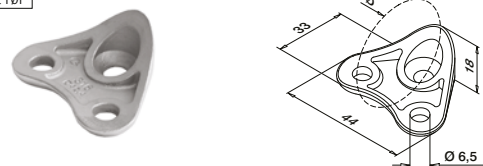
MOD 1801

| 304 | | Børstet | | | |
|------------|------|---------|-------------|-----|---|
| INDOOR | | | | | |
| 131801-042 | 42,4 | QS-48 | 472 / QS-10 | 472 | 8 |
| 131801-048 | 48,3 | QS-48 | 472 / QS-10 | 472 | 8 |

SELL OUT



Til rundt rør

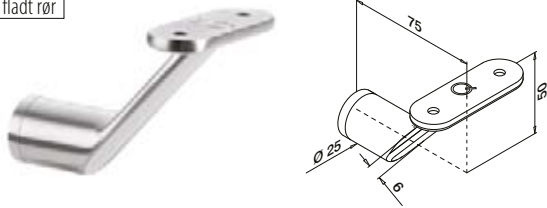


MOD 1820

| 316 | | Børstet | | | |
|---------------|------|---------|-------------|-----|---|
| OUTDOOR | | | | | |
| 141820-042-12 | 42,4 | QS-89 | 472 / QS-11 | 472 | 8 |

Passer til MOD 0305 forbinderer
International Design Model Protection

Til fladt rør



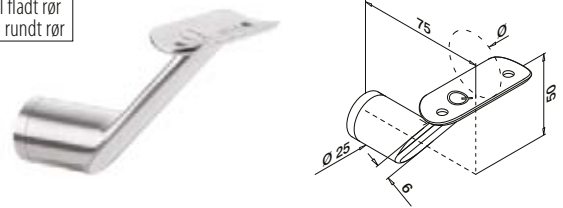
MOD 0123

| | | | |
|----------------|-----------------------|--|---|
| 304 | Børstet | | |
| INDOOR | | | |
| 130123-000-12 | QS-12 472 / QS-21 472 | | 2 |
| 316 | Børstet | | |
| OUTDOOR | | | |
| 140123-000-12 | QS-13 472 / QS-22 472 | | 2 |



International Design Model Protection

Til fladt rør
til rundt rør



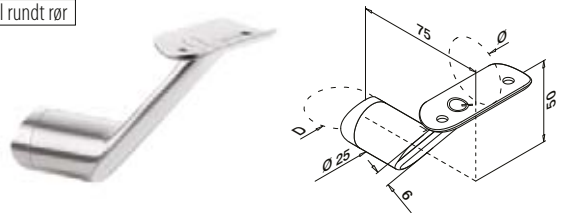
MOD 0123

| | | | |
|----------------|---------|-----------------------|---|
| 304 | Børstet | | |
| INDOOR | | | |
| 130123-042-12 | 42,4 | QS-10 472 / QS-21 472 | 2 |
| 130123-048-12 | 48,3 | QS-10 472 / QS-21 472 | 2 |
| 316 | Børstet | | |
| OUTDOOR | | | |
| 140123-042-12 | 42,4 | QS-11 472 / QS-22 472 | 2 |



International Design Model Protection

Til rundt rør



MOD 0124

| | | | |
|----------------|---------|------|-------------------------|
| 304 | Børstet | | |
| INDOOR | | | |
| 130124-042-12 | 42,4 | 42,4 | QS-10 472 / QS-21 472 2 |
| 316 | Børstet | | |
| OUTDOOR | | | |
| 140124-042-12 | 42,4 | 42,4 | QS-11 472 / QS-22 472 2 |

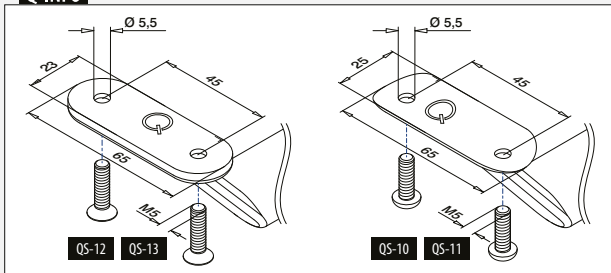
MOD 0125

| | | | |
|----------------|---------|------|-------------------------|
| 304 | Børstet | | |
| INDOOR | | | |
| 130125-042-12 | 48,3 | 42,4 | QS-10 472 / QS-21 472 2 |
| 130125-048-12 | 48,3 | 48,3 | QS-10 472 / QS-21 472 2 |
| 316 | Børstet | | |
| OUTDOOR | | | |
| 140125-048-12 | 48,3 | 48,3 | QS-11 472 / QS-22 472 2 |

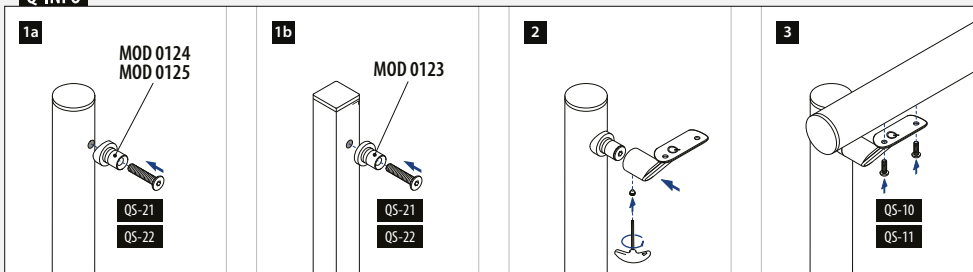


International Design Model Protection

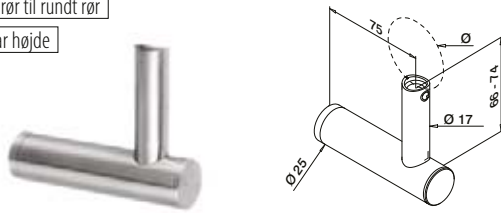
Q-INFO



Q-INFO



Til fladt rør til rundt rør
Justerbar højde



MOD 0147

304 Børstet

INDOOR

Ø



| | | | | | | |
|----------|------------|-------------|-------|-------------|-----|---|
| SELL OUT | 130147-044 | 42,4 / 48,3 | QS-21 | 472 / QS-25 | 472 | 2 |
|----------|------------|-------------|-------|-------------|-----|---|

316 Børstet

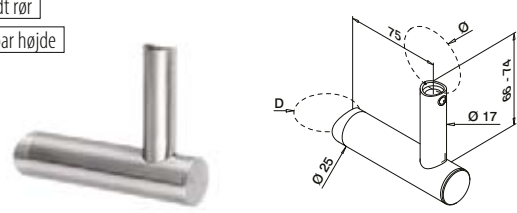
OUTDOOR

| | | | | | | |
|----------|------------|-------------|-------|-------------|-----|---|
| SELL OUT | 140147-044 | 42,4 / 48,3 | QS-22 | 472 / QS-71 | 472 | 2 |
|----------|------------|-------------|-------|-------------|-----|---|



International Design Model Protection

Til rundt rør
Justerbar højde



MOD 0143

304 Børstet

INDOOR

D Ø



| | | | | | | | |
|----------|---------------|------|-------------|-------|-------------|-----|---|
| SELL OUT | 130143-044-12 | 42,4 | 42,4 / 48,3 | QS-21 | 472 / QS-25 | 472 | 2 |
|----------|---------------|------|-------------|-------|-------------|-----|---|

MOD 0144

304 Børstet

INDOOR

D Ø

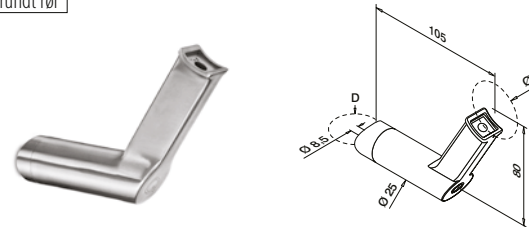


| | | | | | | | |
|----------|---------------|------|-------------|-------|-------------|-----|---|
| SELL OUT | 130144-044-12 | 48,3 | 42,4 / 48,3 | QS-21 | 472 / QS-25 | 472 | 2 |
|----------|---------------|------|-------------|-------|-------------|-----|---|



International Design Model Protection

Til rundt rør



MOD 9330

304 Børstet

INDOOR

D Ø

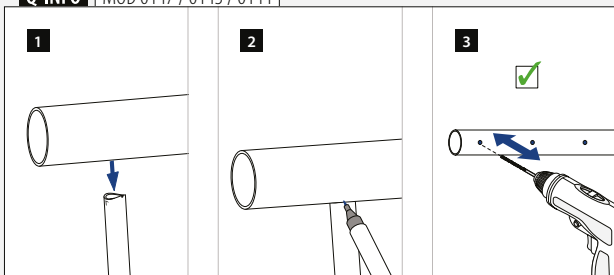


| | | | | | | | |
|----------|------------|------|------|-------|-------------|-----|---|
| SELL OUT | 139330-042 | 42,4 | 42,4 | QS-21 | 472 / QS-25 | 472 | 2 |
|----------|------------|------|------|-------|-------------|-----|---|

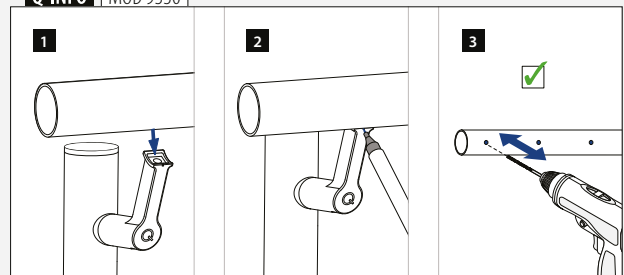


SELL OUT Kun så længe lager haves.

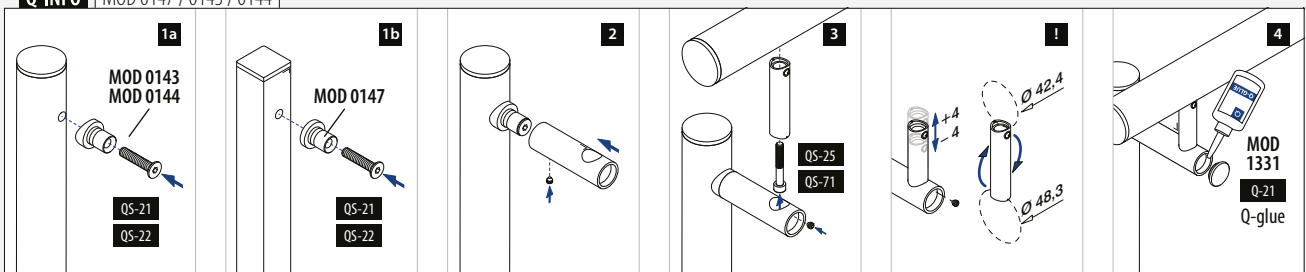
Q-INFO MOD 0147 / 0143 / 0144



Q-INFO MOD 9330

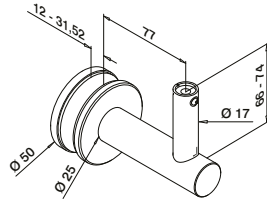


Q-INFO MOD 0147 / 0143 / 0144



Til fladt rør

Justerbar højde



MOD 0148

304

Børstet

INDOOR

SELL OUT

130148-000-12

QS-24 472



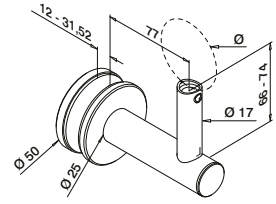
2



International Design Model Protection

Til rundt rør

Justerbar højde



MOD 0148

304

Børstet

INDOOR

SELL OUT

130148-044-12

42,4 / 48,3

QS-25 472



2

316

Børstet

OUTDOOR

SELL OUT

140148-044-12

42,4 / 48,3

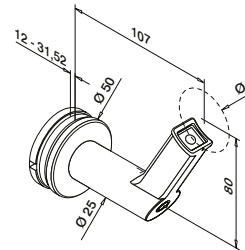
QS-71 472

2



International Design Model Protection

Til rundt rør



MOD 9350

304

Børstet

INDOOR

SELL OUT

139350-042

42,4

QS-25 472

2

139350-048

48,3

QS-25 472

2

316

Børstet

OUTDOOR

SELL OUT

149350-042

42,4

QS-71 472

2

SELL OUT

149350-048

48,3

QS-71 472

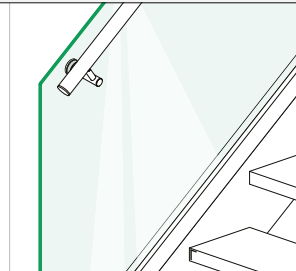
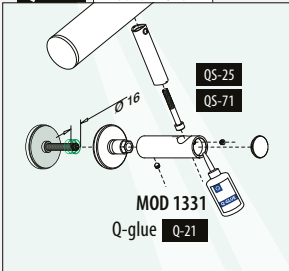
2



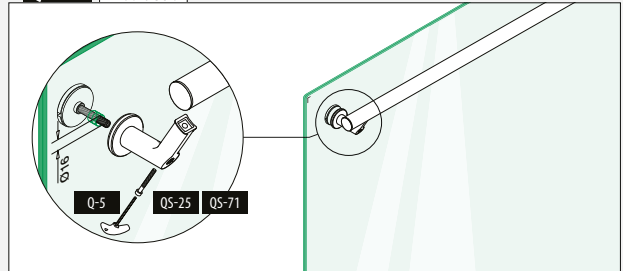
SELL OUT

Kun så længe lager haves.

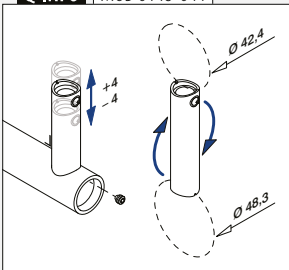
Q-INFO MOD 0148-044



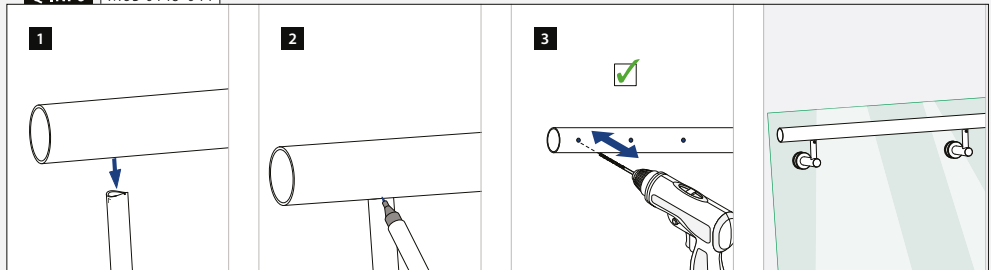
Q-INFO MOD 9350



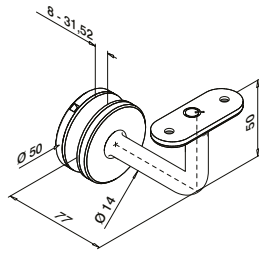
Q-INFO MOD 0148-044



Q-INFO MOD 0148-044



Til fladt rør

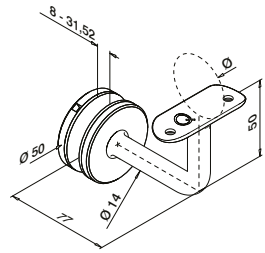


MOD 0117

| 304 Børstet | | | |
|--------------------|-------|-----|---|
| INDOOR | | | |
| 130117-000-12 | QS-12 | 472 | 2 |
| 316 Børstet | | | |
| OUTDOOR | | | |
| 140117-000-12 | QS-13 | 472 | 2 |



Til rundt rør

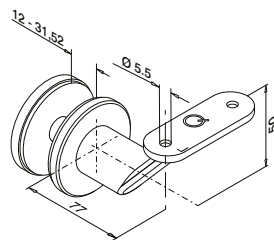


MOD 0117

| 304 Børstet | | | | |
|--------------------|------|-------|-----|---|
| INDOOR | | | | |
| 130117-033-12 | 33,7 | QS-10 | 472 | 2 |
| 130117-042-12 | 42,4 | QS-10 | 472 | 2 |
| 130117-048-12 | 48,3 | QS-10 | 472 | 2 |
| 316 Børstet | | | | |
| OUTDOOR | | | | |
| 140117-042-12 | 42,4 | QS-11 | 472 | 2 |
| 140117-048-12 | 48,3 | QS-11 | 472 | 2 |
| 316 Poleret | | | | |
| OUTDOOR | | | | |
| 140117-042-10 | 42,4 | QS-11 | 472 | 2 |
| 140117-048-10 | 48,3 | QS-11 | 472 | 2 |



Til fladt rør

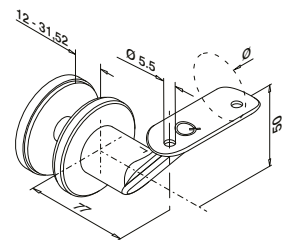


MOD 0129

| 304 Børstet | | | |
|--------------------|-------|-----|---|
| INDOOR | | | |
| 130129-000-12 | QS-12 | 472 | 2 |
| 316 Børstet | | | |
| OUTDOOR | | | |
| 140129-000-12 | QS-13 | 472 | 2 |



Til rundt rør

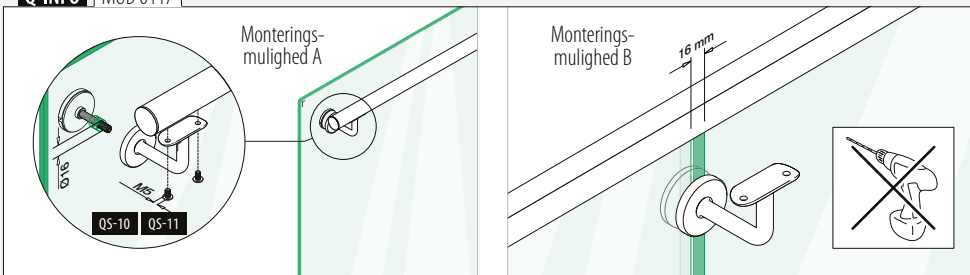


MOD 0129


| 304 Børstet | | | | |
|--------------------|------|-------|-----|---|
| INDOOR | | | | |
| 130129-042-12 | 42,4 | QS-10 | 472 | 2 |
| 130129-048-12 | 48,3 | QS-10 | 472 | 2 |
| 316 Børstet | | | | |
| OUTDOOR | | | | |
| 140129-042-12 | 42,4 | QS-11 | 472 | 2 |
| 140129-048-12 | 48,3 | QS-11 | 472 | 2 |



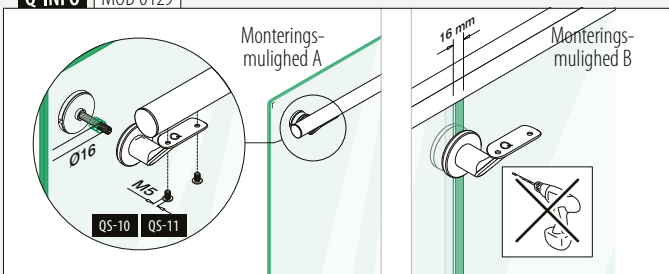
Q-INFO MOD 0117



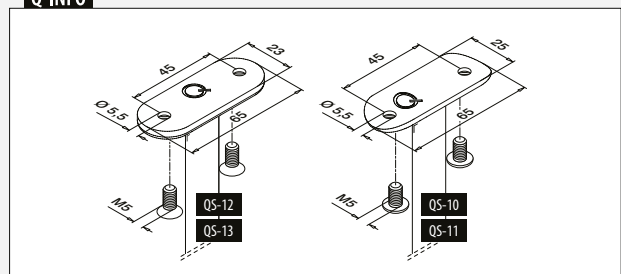
Q-INFO 316



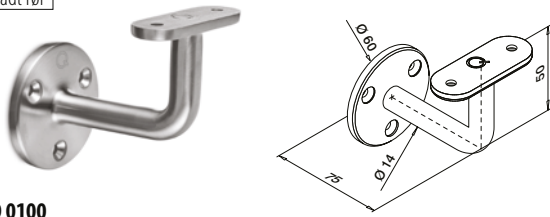
Q-INFO MOD 0129



Q-INFO



Til fladt rør

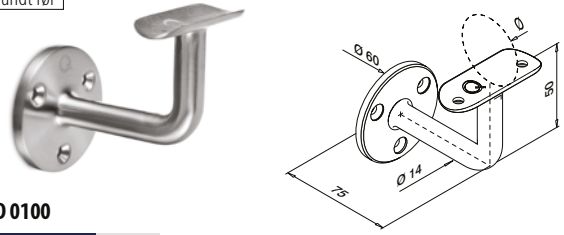


MOD 0100

| | | | |
|-------------------|-----------------------------------|---|--|
| 304 | Børstet | | |
| INDOOR | | | |
| 130100-000-12 | QS-7 471 / QS-12 472 / QS-87 470 | 2 | |
| 304 | Black Line | | |
| INDOOR | | | |
| NEW 130100-000-82 | QS-7 471 / QS-12 472 / QS-87 470 | 2 | |
| 316 | Børstet | | |
| OUTDOOR | | | |
| 140100-000-12 | QS-50 471 / QS-13 472 / QS-87 470 | 2 | |



Til rundt rør

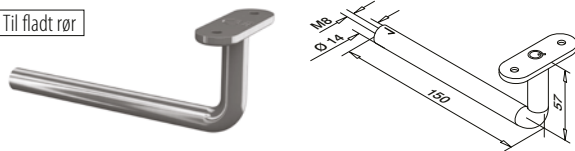


MOD 0100

| | | | |
|----------------|--|---|--|
| 304 | Børstet | | |
| INDOOR | | | |
| 130100-042-12 | 42,4 QS-7 471 / QS-10 472 / QS-87 470 | 2 | |
| 130100-048-12 | 48,3 QS-7 471 / QS-10 472 / QS-87 470 | 2 | |
| 316 | Børstet | | |
| OUTDOOR | | | |
| 140100-042-12 | 42,4 QS-50 471 / QS-11 472 / QS-87 470 | 2 | |
| 140100-048-12 | 48,3 QS-50 471 / QS-11 472 / QS-87 470 | 2 | |



Til fladt rør

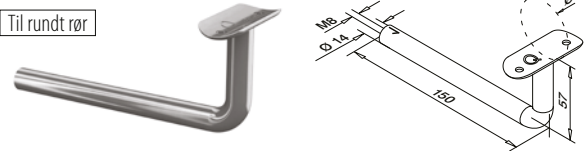


MOD 0809

| | | | |
|----------------|-----------|---|--|
| 304 | Børstet | | |
| INDOOR | | | |
| 130809-000-12 | QS-12 472 | 2 | |
| 316 | Børstet | | |
| OUTDOOR | | | |
| 140809-000-12 | QS-13 472 | 2 | |



Til rundt rør



MOD 0809

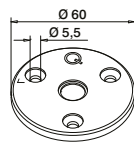
| | | | |
|----------------|----------------|---|--|
| 304 | Børstet | | |
| INDOOR | | | |
| 130809-042-12 | 42,4 QS-10 472 | 2 | |
| 130809-048-12 | 48,3 QS-10 472 | 2 | |
| 316 | Børstet | | |
| OUTDOOR | | | |
| 140809-042-12 | 42,4 QS-11 472 | 2 | |
| 140809-048-12 | 48,3 QS-11 472 | 2 | |



Vægflanger til håndlistestøtter MOD 0809



Skruer til MOD 0809 er inkluderet



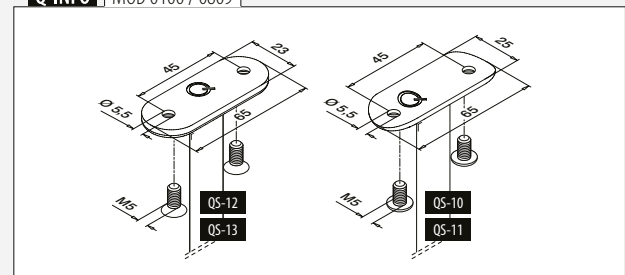
MOD 1938

| | | | |
|----------------|-----------|---|--|
| 304 | Børstet | | |
| INDOOR | | | |
| 131938-12 | QS-7 471 | 2 | |
| 316 | Børstet | | |
| OUTDOOR | | | |
| 141938-12 | QS-50 471 | 2 | |

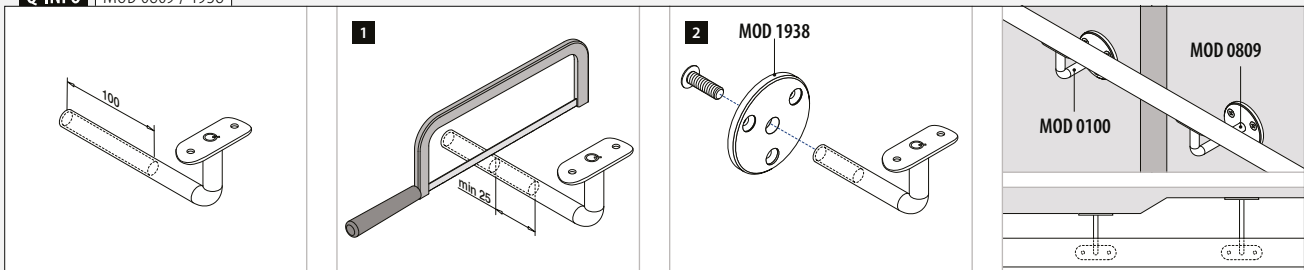


MOD 0100
Med kabelkanal
260

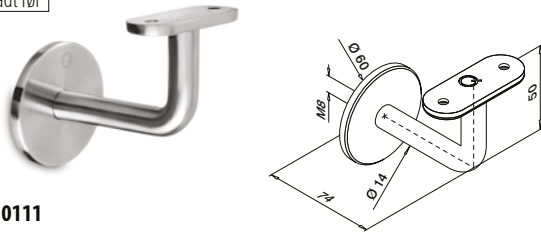
Q-INFO MOD 0100 / 0809



Q-INFO MOD 0809 / 1938



Til fladt rør

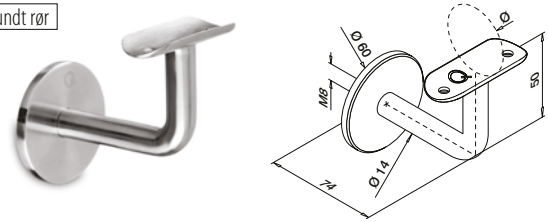


MOD 0111

| 304 | Børstet | | |
|--------------------|-----------|--|---|
| INDOOR | | | |
| 130111-000-12 | QS-12 472 | | 2 |
| 316 Børstet | | | |
| OUTDOOR | | | |
| 140111-000-12 | QS-13 472 | | 2 |



Til rundt rør



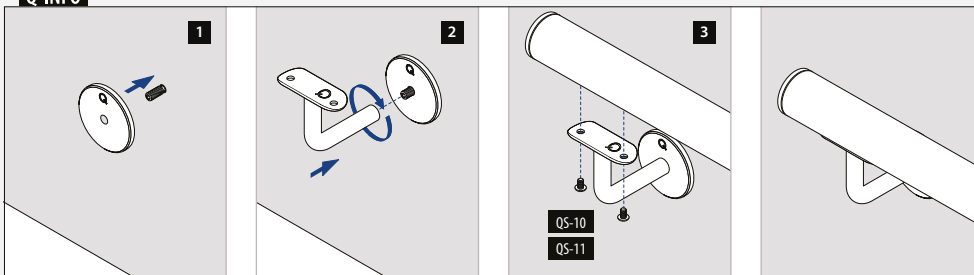
MOD 0111

| 304 | Børstet | | | |
|-----------------------|---------------|-----------|-----------|---|
| INDOOR | | | | |
| 130111-033-12 | 33,7 | QS-10 472 | 2 | |
| 130111-042-12 | 42,4 | QS-10 472 | 2 | |
| 130111-048-12 | 48,3 | QS-10 472 | 2 | |
| 304 Poleret | | | | |
| INDOOR | | | | |
| SELL OUT | 130111-042-10 | 42,4 | QS-10 472 | 2 |
| 304 Black Line | | | | |
| INDOOR | | | | |
| NEW | 130111-042-82 | 42,4 | QS-10 472 | 2 |
| 316 Børstet | | | | |
| OUTDOOR | | | | |
| | 140111-042-12 | 42,4 | QS-11 472 | 2 |
| | 140111-048-12 | 48,3 | QS-11 472 | 2 |
| 316 Poleret | | | | |
| OUTDOOR | | | | |
| | 140111-042-10 | 42,4 | QS-11 472 | 2 |

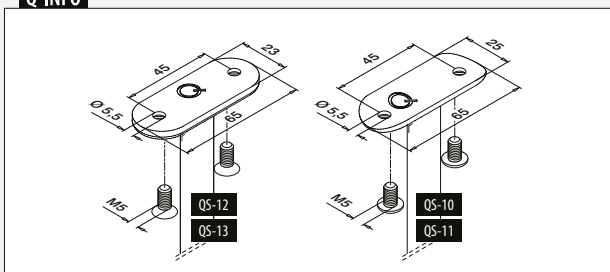


SELL OUT Kun så længe lager haves.


Q-INFO



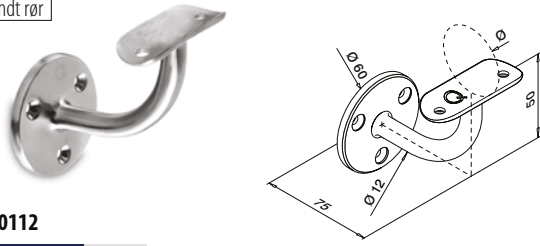
Q-INFO



Q-INFO 316 304



Til rundt rør



MOD 0112

| 304 | | Børstet | | | | |
|---------------|------|---------|-------------|-------------|-----|---|
| INDOOR | | Ø | | | | |
| 130112-033-12 | 33,7 | QS-7 | 471 / QS-10 | 472 / QS-87 | 470 | 2 |
| 130112-042-12 | 42,4 | QS-7 | 471 / QS-10 | 472 / QS-87 | 470 | 2 |
| 130112-048-12 | 48,3 | QS-7 | 471 / QS-10 | 472 / QS-87 | 470 | 2 |

| 304 | | Poleret | | | | |
|---------------|------|---------|-------------|-------------|-----|---|
| INDOOR | | | | | | |
| 130112-042-10 | 42,4 | QS-7 | 471 / QS-10 | 472 / QS-87 | 470 | 2 |

SELV
OUT

| 316 | | Børstet | | | | |
|---------------|------|---------|-------------|-------------|-----|---|
| OUTDOOR | | | | | | |
| 140112-042-12 | 42,4 | QS-50 | 471 / QS-11 | 472 / QS-87 | 470 | 2 |

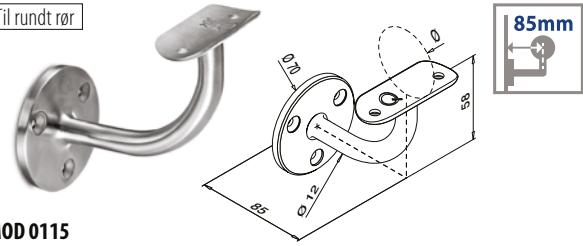
| 316 | | Poleret | | | | |
|---------------|------|---------|-------------|-------------|-----|---|
| OUTDOOR | | | | | | |
| 140112-042-10 | 42,4 | QS-50 | 471 / QS-11 | 472 / QS-87 | 470 | 2 |

| Zink | | Rustfrit stål effekt | | | | |
|------------|------|----------------------|-------------|-------------|-----|---|
| INDOOR | | | | | | |
| 100112-042 | 42,4 | QS-7 | 471 / QS-10 | 472 / QS-87 | 470 | 2 |

SELV
OUT



Til rundt rør

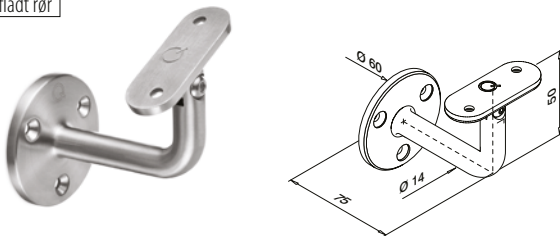


MOD 0115

| 304 | | Børstet | | | | |
|--------|------|---------|-------------|-------------|-----|---|
| INDOOR | | Ø | | | | |
| 130115 | 42,4 | QS-7 | 471 / QS-10 | 472 / QS-87 | 470 | 2 |



Til fladt rør

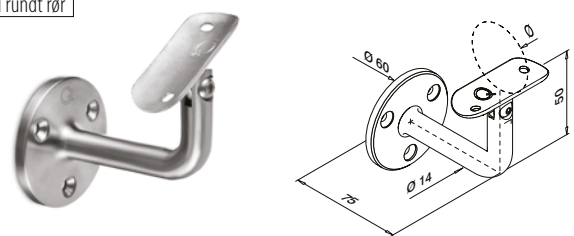


MOD 0102

| 304 | | Børstet | | | | |
|---------------|--|---------|-------------|-------------|-----|---|
| INDOOR | | | | | | |
| 130102-000-12 | | QS-7 | 471 / QS-12 | 472 / QS-87 | 470 | 2 |



Til rundt rør



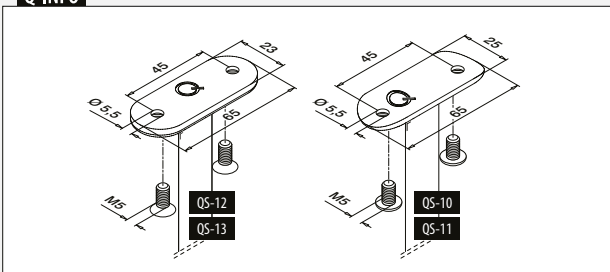
MOD 0102

| 304 | | Børstet | | | | |
|---------------|------|---------|-------------|-------------|-----|---|
| INDOOR | | Ø | | | | |
| 130102-042-12 | 42,4 | QS-7 | 471 / QS-10 | 472 / QS-87 | 470 | 2 |
| 130102-048-12 | 48,3 | QS-7 | 471 / QS-10 | 472 / QS-87 | 470 | 2 |


| 316 | | Børstet | | | | |
|---------------|------|---------|-------------|-------------|-----|---|
| OUTDOOR | | | | | | |
| 140102-042-12 | 42,4 | QS-50 | 471 / QS-11 | 472 / QS-87 | 470 | 2 |
| 140102-048-12 | 48,3 | QS-50 | 471 / QS-11 | 472 / QS-87 | 470 | 2 |

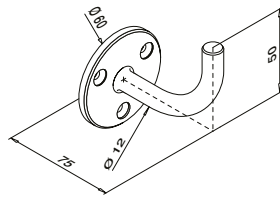


Q-INFO



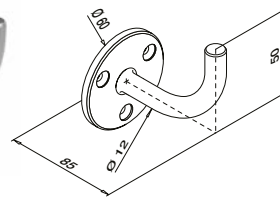
Q-INFO 304 316





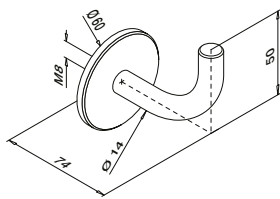
MOD 0113

| | | | |
|----------------|-----------------------|--|---|
| 304 | Børstet | | |
| INDOOR | | | |
| 130113 | QS-7 471 / QS-87 470 | | 2 |
| 316 | Børstet | | |
| OUTDOOR | | | |
| 140113 | QS-50 471 / QS-87 470 | | 2 |



MOD 0109

| | | | |
|---------------|----------------------|--|---|
| 304 | Børstet | | |
| INDOOR | | | |
| 130109 | QS-7 471 / QS-87 470 | | 2 |

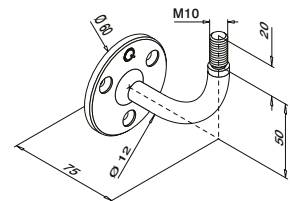


MOD 0114

| | | | |
|----------------|----------|--|---|
| 304 | Børstet | | |
| INDOOR | | | |
| 130114 | QS-1 471 | | 2 |
| 316 | Børstet | | |
| OUTDOOR | | | |
| 140114 | QS-2 471 | | 2 |

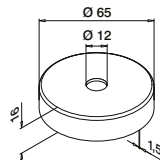
SELL OUT

SELL OUT



MOD 0118

| | | | |
|---------------|----------------------|--|---|
| 304 | Børstet | | |
| INDOOR | | | |
| 130118 | QS-7 471 / QS-87 470 | | 2 |




MOD 0519

| | | | |
|----------------|----------------------|--|---|
| 316 | Børstet | | |
| OUTDOOR | | | |
| 140519 | | | 2 |
| Zink | Rustfrit stål effekt | | |
| INDOOR | | | |
| 100519 | | | 2 |

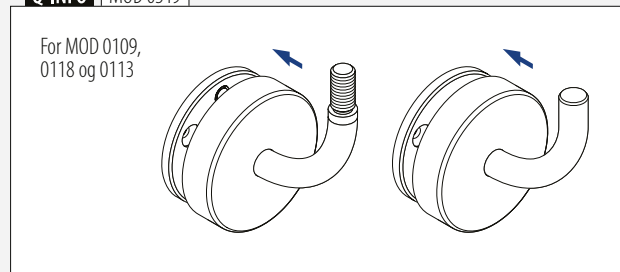
SELL OUT

SELL OUT Kun så længe lager haves.

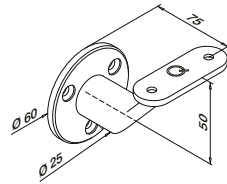
Q-INFO | MOD 0118



Q-INFO | MOD 0519



Til fladt rør



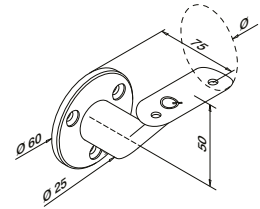
MOD 0126

| 304 | Børstet | | |
|----------------|---------|-----------|---|
| INDOOR | | | |
| 130126-000-12 | | QS-12 472 | 2 |
| 316 | Børstet | | |
| OUTDOOR | | | |
| 140126-000-12 | | QS-13 472 | 2 |



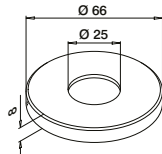
International Design Model Protection

Til rundt rør



MOD 0126

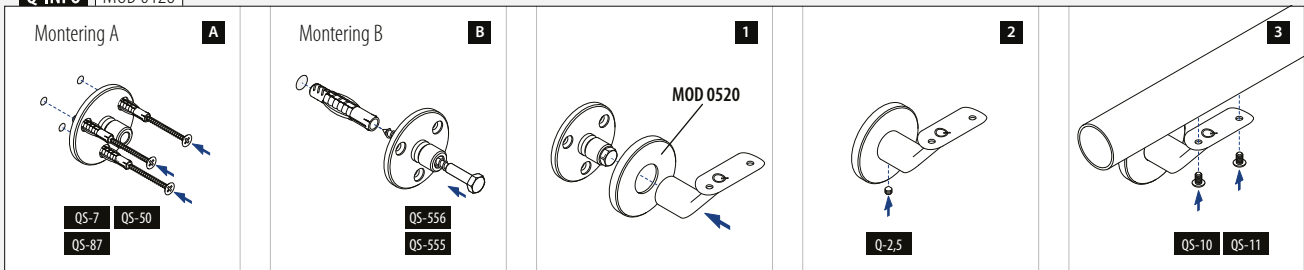
| 304 | Børstet | | |
|----------------|---------|------|-------------|
| INDOOR | | | |
| 130126-042-12 | | 42,4 | QS-10 472 2 |
| 130126-048-12 | | 48,3 | QS-10 472 2 |
| 316 | Børstet | | |
| OUTDOOR | | | |
| 140126-042-12 | | 42,4 | QS-11 472 2 |



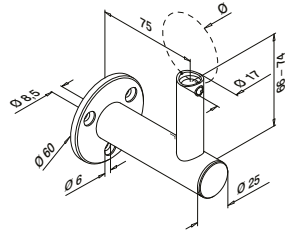
MOD 0520

| 304 | Børstet | | |
|----------------|---------|--|---|
| INDOOR | | | |
| 130520-12 | | | 2 |
| 316 | Børstet | | |
| OUTDOOR | | | |
| 140520-12 | | | 2 |

Q-INFO | MOD 0126



Til rundt rør



MOD 0142

304 Børstet

INDOOR

Ø



| | | | | |
|----------|---------------|-------------|-----------|---|
| SELL OUT | 130142-044-12 | 42,4 / 48,3 | QS-25 472 | 2 |
|----------|---------------|-------------|-----------|---|

316 Børstet

OUTDOOR

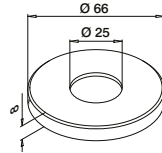
Ø



| | | | | |
|----------|---------------|-------------|-----------|---|
| SELL OUT | 140142-044-12 | 42,4 / 48,3 | QS-71 472 | 2 |
|----------|---------------|-------------|-----------|---|



Dækkapper



MOD 0520

304 Børstet

INDOOR



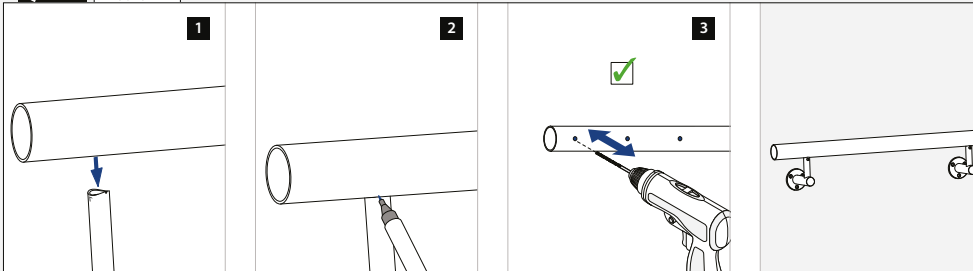
| | |
|-----------|---|
| 130520-12 | 2 |
|-----------|---|

316 Børstet

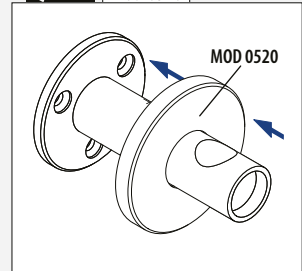
OUTDOOR

| | |
|-----------|---|
| 140520-12 | 2 |
|-----------|---|

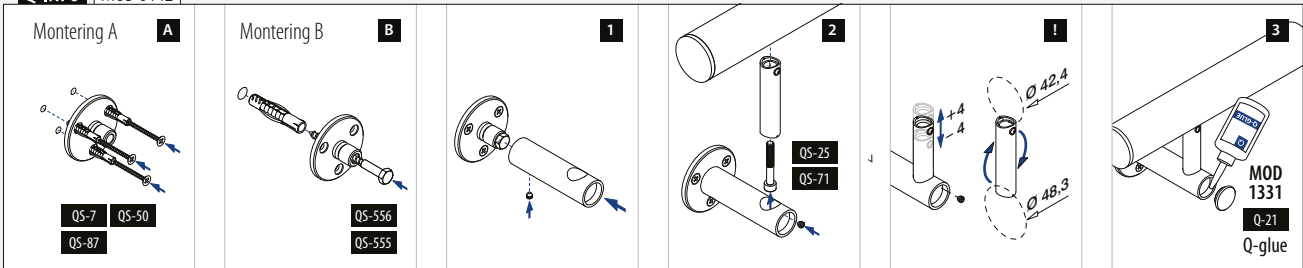
Q-INFO MOD 0142



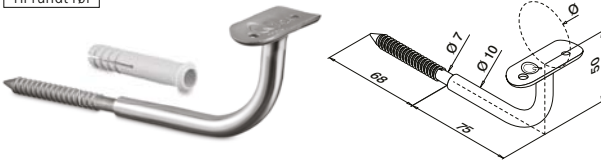
Q-INFO MOD 0520



Q-INFO MOD 0142



Til rundt rør



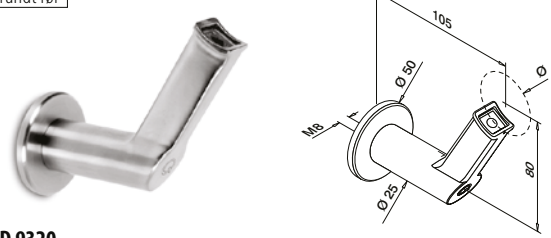
MOD 0110

| | | | |
|----------------|---------|-------|-----|
| 316 | Børstet | | |
| OUTDOOR | Ø | QS-11 | 472 |
| 140110 | 42,4 | | 2 |



International Design Model Protection

Til rundt rør



MOD 9320

| | | | |
|---------------|---------|------|-------------|
| 304 | Børstet | | |
| INDOOR | Ø | QS-1 | 471 / QS-25 |
| 139320-042 | 42,4 | | 472 |
| | | | 2 |

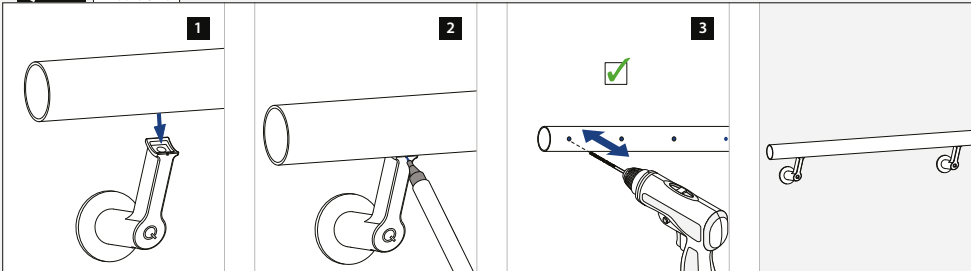


MOD 0509

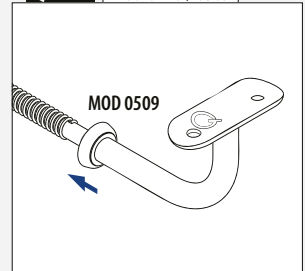
| | | | |
|----------------|---------|--|---|
| 316 | Børstet | | |
| OUTDOOR | | | |
| 140509 | | | 2 |

International Design Model Protection

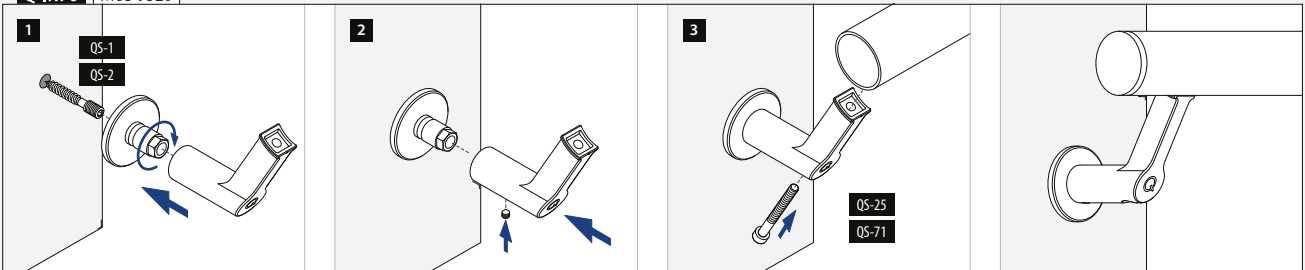
Q-INFO | MOD 9320



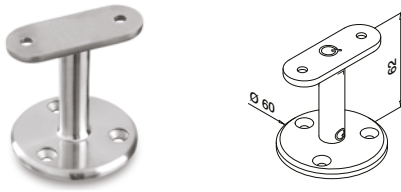
Q-INFO | MOD 0110 / 0509



Q-INFO | MOD 9320



Til fladt rør



MOD 0708

| 304 | | Børstet | | |
|---------------|------|-------------|-----|---|
| INDOOR | | | | |
| 130708-000-12 | QS-5 | 471 / QS-12 | 472 | 2 |



Til rundt rør



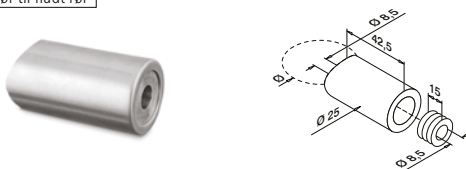
MOD 0708

| 304 | | Børstet | | | |
|---------------|------|---------|-------------|-----|---|
| INDOOR | | | | | |
| 130708-042-12 | 42,4 | QS-5 | 471 / QS-10 | 472 | 2 |
| 130708-048-12 | 48,3 | QS-5 | 471 / QS-10 | 472 | 2 |

| 316 | | Børstet | | | |
|----------------|------|---------|-------------|-----|---|
| OUTDOOR | | | | | |
| 140708-042-12 | 42,4 | QS-6 | 471 / QS-11 | 472 | 2 |
| 140708-048-12 | 48,3 | QS-6 | 471 / QS-11 | 472 | 2 |



Til rundt rør til fladt rør



MOD 0625

| 304 | | Børstet | | | |
|---------------|------|---------|-------------|-----|---|
| INDOOR | | | | | |
| 130625-033-12 | 33,7 | QS-3 | 471 / QS-29 | 472 | 4 |
| 130625-042-12 | 42,4 | QS-3 | 471 / QS-29 | 472 | 4 |

| 316 | | Børstet | | | |
|----------------|------|---------|-------------|-----|---|
| OUTDOOR | | | | | |
| 140625-042-12 | 42,4 | QS-4 | 471 / QS-30 | 472 | 4 |



Til rundt rør

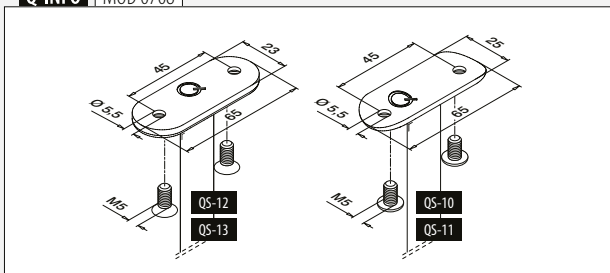


MOD 0627

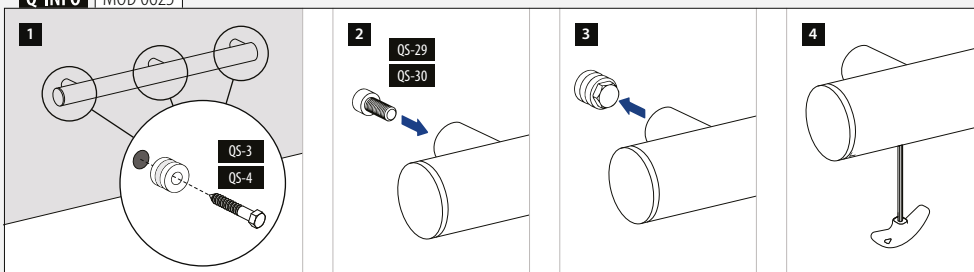
| 304 | | Børstet | | | |
|---------------|------|---------|-------|-----|---|
| INDOOR | | | | | |
| 130627-042-12 | 42,4 | 42,4 | QS-29 | 472 | 4 |



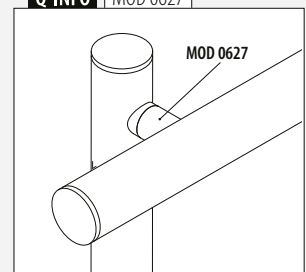
Q-INFO MOD 0708



Q-INFO MOD 0625



Q-INFO MOD 0627

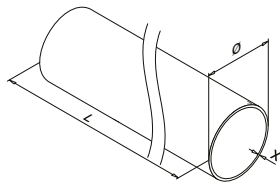




Q-TUBE

RUSTFRI RØR FRA Q-RAILING

SÆRDELES LAVE TOLERANCER
OG PERFEKT FINISH.

**MOD 0900**

Ø 33,7 mm

| | | | |
|------------------|----------|--|---------|
| 304 | Børstet | | |
| INDOOR | X | | |
| 130900-233-50-12 | 2,0 | | L = 5 m |
| 316 | Børstet | | |
| OUTDOOR | | | |
| 140900-233-50-12 | 2,0 | | L = 5 m |

Ø 42,4 mm


| | | | |
|------------------|------------|--|-----------|
| 304 | Børstet | | |
| INDOOR | X | | |
| 130900-242-25-12 | 2,0 | | L = 2,5 m |
| 130900-242-50-12 | 2,0 | | L = 5 m |
| 130900-042-50-12 | 2,6 | | L = 5 m |
| 304 | Poleret | | |
| INDOOR | | | |
| 130900-242-50-10 | 2,0 | | L = 5 m |
| 304 | Black Line | | |
| INDOOR | | | |
| 130900-242-50-82 | 2,0 | | L = 5 m |
| 316 | Børstet | | |
| OUTDOOR | | | |
| 140900-242-25-12 | 2,0 | | L = 2,5 m |
| 140900-242-50-12 | 2,0 | | L = 5 m |
| 140900-042-50-12 | 2,6 | | L = 5 m |
| 316 | Poleret | | |
| OUTDOOR | | | |
| 140900-242-50-10 | 2,0 | | L = 5 m |

Ø 48,3 mm


| | | | |
|------------------|------------|--|-----------|
| 304 | Børstet | | |
| INDOOR | X | | |
| 130900-248-25-12 | 2,0 | | L = 2,5 m |
| 130900-248-50-12 | 2,0 | | L = 5 m |
| 130900-048-50-12 | 2,6 | | L = 5 m |
| 316 | Børstet | | |
| OUTDOOR | | | |
| 140900-248-25-12 | 2,0 | | L = 2,5 m |
| 140900-248-50-12 | 2,0 | | L = 5 m |
| 140900-048-25-12 | 2,6 | | L = 2,5 m |
| 140900-048-50-12 | 2,6 | | L = 5 m |

Ø 60,3 mm

| | | | |
|------------------|----------|--|---------|
| 304 | Børstet | | |
| INDOOR | X | | |
| 130900-060-50-12 | 2,0 | | L = 5 m |

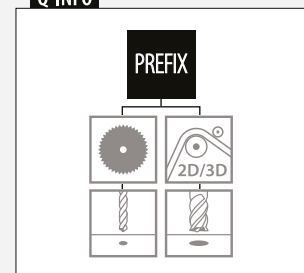



SPOTLIGHT
236




MOD 0950
384

Kun så længe lager haves.

Q-INFO**Q-INFO** 316 304

Poleret



Børstet



Sort, mat,
struktur overflade

Q-INFO**Spar tid og penge med Q-tube!**

Q-tube har en meget lavere tolerance end standard rør, der fås i handlen. Også svejsningerne på Q-tube er specialtilpasset vores holdere. Rørene passer derfor perfekt til vores holdere, så du kan arbejde hurtigt og effektivt. For at garantere kvalitet og forhindre beskadigelse pakkes hver rør langde separat.

Forbinderer



MOD 5792 - EASY HIT®

| 304 Rå | | | |
|----------------|------------|-------------------|---|
| INDOOR | | Til rør Ø | |
| SELL OUT | 135792-242 | 42,4 x 2,0 | 2 |
| SELL OUT | 135792-042 | 42,4 x 2,6 | 2 |
| SELL OUT | 135792-248 | 48,3 x 2,0 | 2 |
| 316 Rå | | | |
| OUTDOOR | | | |
| | 145792-233 | 33,7 x 2,0 | 2 |
| | 145792-242 | 42,4 x 2,0 | 2 |
| SELL OUT | 145792-042 | 42,4 x 2,6 | 2 |
| | 145792-248 | 48,3 x 2,0 | 2 |
| | 145792-048 | 48,3 x 2,6 | 2 |



International Design Model Protection



MOD 0790

| 304 Børstet | | | |
|--------------------|---------------|-------------------|---|
| INDOOR | | Til rør Ø | |
| | 130790-233-12 | 33,7 x 2,0 | 2 |
| | 130790-242-12 | 42,4 x 2,0 | 2 |
| SELL OUT | 130790-042-12 | 42,4 x 2,6 | 2 |
| | 130790-248-12 | 48,3 x 2,0 | 2 |
| | 130790-048-12 | 48,3 x 2,6 | 2 |
| 316 Børstet | | | |
| OUTDOOR | | | |
| | 140790-242-12 | 42,4 x 2,0 | 2 |
| SELL OUT | 140790-042-12 | 42,4 x 2,6 | 2 |
| | 140790-248-12 | 48,3 x 2,0 | 2 |

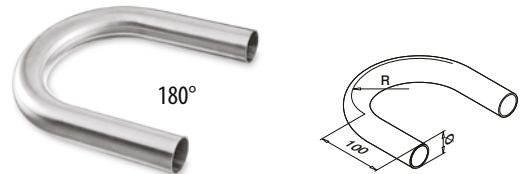


Rørbøjninger



MOD 0903

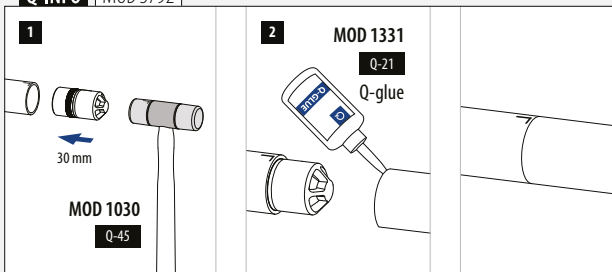
| 304 Børstet | | | | |
|--------------------|---------------|------------|----|---|
| INDOOR | | Ø | R | |
| | 130903-242-12 | 42,4 x 2,0 | 85 | 1 |
| | 130903-248-12 | 48,3 x 2,0 | 97 | 1 |



MOD 0906

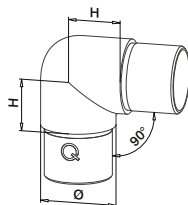
| 304 Børstet | | | | |
|--------------------|---------------|------------|----|---|
| INDOOR | | Ø | R | |
| | 130906-242-12 | 42,4 x 2,0 | 85 | 1 |
| | 130906-248-12 | 48,3 x 2,0 | 97 | 1 |
| 316 Børstet | | | | |
| OUTDOOR | | | | |
| | 140906-242-12 | 42,4 x 2,0 | 85 | 1 |
| | 140906-248-12 | 48,3 x 2,0 | 97 | 1 |

Q-INFO | MOD 5792



SELL OUT Kun så længe lager haves.

Forbinderer



MOD 0303

304 Børstet

| INDOOR | Til rør Ø | H | |
|------------------------|-------------------|----|---|
| 130303-233-12 | 33,7 x 2,0 | 25 | 2 |
| 130303-242-12 | 42,4 x 2,0 | 30 | 2 |
| SELL OUT 130303-042-12 | 42,4 x 2,6 | 30 | 2 |
| 130303-248-12 | 48,3 x 2,0 | 35 | 2 |
| 130303-048-12 | 48,3 x 2,6 | 35 | 2 |
| SELL OUT 130303-060-12 | 60,3 x 2,0 | 40 | 2 |

316 Børstet

OUTDOOR

| | | | |
|------------------------|-------------------|----|---|
| 140303-242-12 | 42,4 x 2,0 | 30 | 2 |
| SELL OUT 140303-042-12 | 42,4 x 2,6 | 30 | 2 |
| 140303-248-12 | 48,3 x 2,0 | 35 | 2 |
| 140303-048-12 | 48,3 x 2,6 | 35 | 2 |

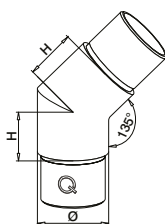
316 Poleret

OUTDOOR

| | | | |
|---------------|------------|----|---|
| 140303-242-10 | 42,4 x 2,0 | 30 | 2 |
|---------------|------------|----|---|



Passer til 90° MOD 0710, 0810 og 4710 håndlistestøtter



MOD 0300

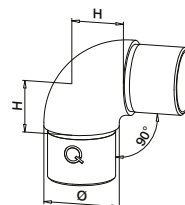
304 Børstet

| INDOOR | Til rør Ø | H | |
|------------------------|-------------------|----|---|
| 130300-242-12 | 42,4 x 2,0 | 30 | 2 |
| SELL OUT 130300-042-12 | 42,4 x 2,6 | 30 | 2 |
| SELL OUT 130300-248-12 | 48,3 x 2,0 | 35 | 2 |

316 Børstet

OUTDOOR

| | | | |
|---------------|------------|----|---|
| 140300-242-12 | 42,4 x 2,0 | 30 | 2 |
| 140300-248-12 | 48,3 x 2,0 | 35 | 2 |



MOD 0305

304 Børstet

| INDOOR | Til rør Ø | H | |
|---------------|------------|----|---|
| 130305-233-12 | 33,7 x 2,0 | 25 | 2 |
| 130305-242-12 | 42,4 x 2,0 | 30 | 2 |
| 130305-248-12 | 48,3 x 2,0 | 35 | 2 |

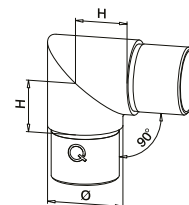
316 Børstet

OUTDOOR

| | | | |
|------------------------|-------------------|----|---|
| 140305-242-12 | 42,4 x 2,0 | 30 | 2 |
| SELL OUT 140305-042-12 | 42,4 x 2,6 | 30 | 2 |
| 140305-248-12 | 48,3 x 2,0 | 35 | 2 |
| 140305-048-12 | 48,3 x 2,6 | 35 | 2 |



Passer til MOD 1820 tilslutningsplader til håndliste
Passer ikke til MOD 0710, 0810 og 4710 håndlistestøtter



MOD 0301

304 Børstet

| INDOOR | Til rør Ø | H | |
|------------------------|------------|----|---|
| SELL OUT 130301-233-12 | 33,7 x 2,0 | 25 | 2 |
| SELL OUT 130301-242-12 | 42,4 x 2,0 | 30 | 2 |

316 Børstet

OUTDOOR

| | | | |
|------------------------|------------|----|---|
| SELL OUT 140301-242-12 | 42,4 x 2,0 | 30 | 2 |
| SELL OUT 140301-248-12 | 48,3 x 2,0 | 35 | 2 |



Passer ikke til 90° MOD 0710, 0810 og 4710 håndlistestøtter



MOD 1820
337



MOD 0710
325



MOD 0810
335



MOD 4710
294

Q-INFO | 304 | 316

10



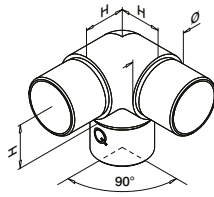
Poleret

12



Børstet

Forbinderer



MOD 0304

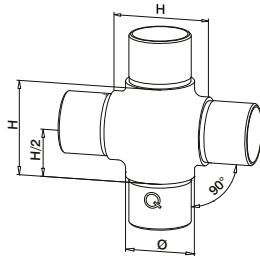
304 Børstet

| SELL OUT | INDOOR | Til rør Ø | H | ⊠ |
|----------|---------------|------------|----|---|
| | 130304-233-12 | 33,7 x 2,0 | 25 | 2 |
| | 130304-242-12 | 42,4 x 2,0 | 30 | 2 |
| | 130304-248-12 | 48,3 x 2,0 | 35 | 2 |

316 Børstet

OUTDOOR

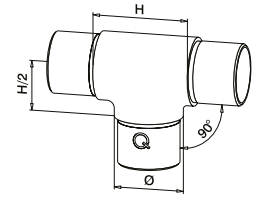
| | | | | |
|----------|---------------|-------------------|----|---|
| | 140304-242-12 | 42,4 x 2,0 | 30 | 2 |
| SELL OUT | 140304-042-12 | 42,4 x 2,6 | 30 | 2 |
| | 140304-248-12 | 48,3 x 2,0 | 35 | 2 |
| SELL OUT | 140304-048-12 | 48,3 x 2,6 | 35 | 2 |



MOD 0309

304 Børstet

| INDOOR | Til rør Ø | H | H/2 | ⊠ |
|---------------|------------|----|-----|---|
| 130309-242-12 | 42,4 x 2,0 | 60 | 30 | 2 |



MOD 0307

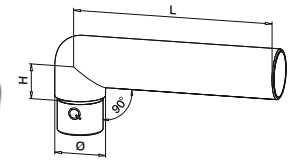
304 Børstet

| INDOOR | Til rør Ø | H | H/2 | ⊠ |
|---------------|------------|----|-----|---|
| 130307-233-12 | 33,7 x 2,0 | 50 | 25 | 2 |
| 130307-242-12 | 42,4 x 2,0 | 60 | 30 | 2 |
| 130307-248-12 | 48,3 x 2,0 | 70 | 35 | 2 |

316 Børstet

OUTDOOR

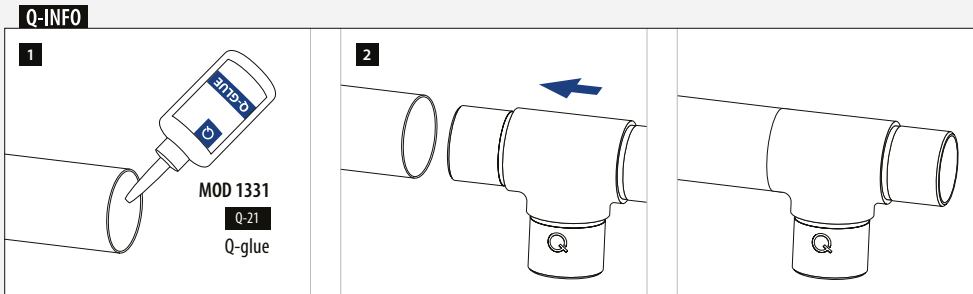
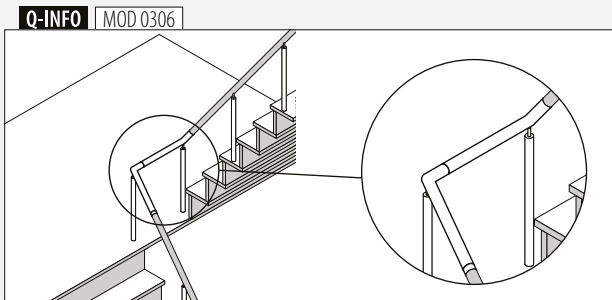
| | | | | |
|---------------|-------------------|----|----|---|
| 140307-242-12 | 42,4 x 2,0 | 60 | 30 | 2 |
| 140307-248-12 | 48,3 x 2,0 | 70 | 35 | 2 |
| 140307-048-12 | 48,3 x 2,6 | 70 | 35 | 2 |



MOD 0306

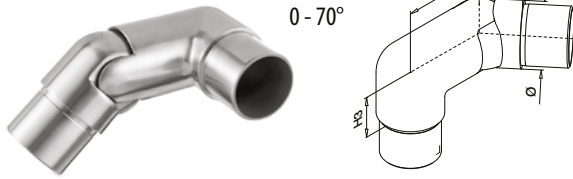
304 Børstet

| INDOOR | Til rør Ø | H | L | ⊠ |
|------------|------------|----|-----|---|
| 130306-233 | 33,7 x 2,0 | 25 | 223 | 2 |
| 130306-242 | 42,4 x 2,0 | 30 | 228 | 2 |



SELL OUT Kun så længe lager haves.

Opad til højre
Nedad til venstre

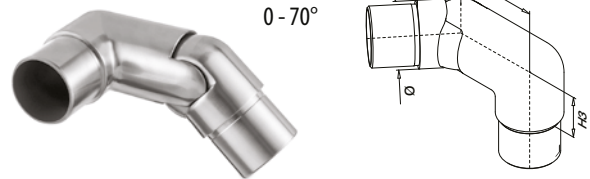


MOD 0317

| 304 | | Børstet | | | |
|---------------|------------|---------|----|----|---|
| INDOOR | Til rør Ø | H1 | H2 | H3 | |
| 130317-242-01 | 42,4 x 2,0 | 27 | 60 | 30 | 2 |
| 130317-248-01 | 48,3 x 2,0 | 30 | 65 | 35 | 2 |



Opad til venstre
Nedad til højre



MOD 0317

| 304 | | Børstet | | | |
|---------------|------------|---------|----|----|---|
| INDOOR | Til rør Ø | H1 | H2 | H3 | |
| 130317-242-02 | 42,4 x 2,0 | 27 | 60 | 30 | 2 |
| 130317-248-02 | 48,3 x 2,0 | 30 | 65 | 35 | 2 |



0-90°



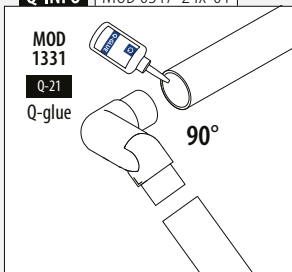
MOD 0791

| 304 | | Børstet | |
|---------------|------------|---------|---|
| INDOOR | Til rør Ø | H | |
| 130791-242-12 | 42,4 x 2,0 | 30 | 2 |
| 130791-248-12 | 48,3 x 2,0 | 35 | 2 |

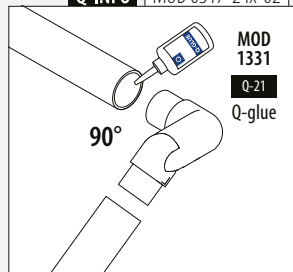
| 316 | | Børstet | |
|---------------|------------|---------|---|
| OUTDOOR | Til rør Ø | H | |
| 140791-242-12 | 42,4 x 2,0 | 30 | 2 |



Q-INFO MOD 0317-24x-01

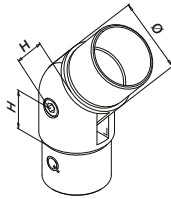


Q-INFO MOD 0317-24x-02

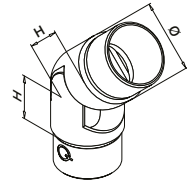




-90°
+90°



0 - 70°



MOD 0302

| 304 | | Børstet | | |
|---------------|------------|---------|---|--|
| INDOOR | Til rør Ø | H | | |
| 130302-233-12 | 33,7 x 2,0 | 22 | 2 | |
| 130302-242-12 | 42,4 x 2,0 | 27 | 2 | |
| 130302-248-12 | 48,3 x 2,0 | 30 | 2 | |

| 316 | | Børstet | | |
|---------------|------------|---------|---|--|
| OUTDOOR | | | | |
| INDOOR | Til rør Ø | H | | |
| 140302-233-12 | 33,7 x 2,0 | 27 | 2 | |
| 140302-242-12 | 42,4 x 2,0 | 27 | 2 | |
| 140302-248-12 | 48,3 x 2,0 | 30 | 2 | |

SELL OUT



MOD 0312

| 304 | | Børstet | | |
|---------------|-------------------|---------|---|--|
| INDOOR | Til rør Ø | H | | |
| 130312-233-12 | 33,7 x 2,0 | 22 | 2 | |
| 130312-242-12 | 42,4 x 2,0 | 27 | 2 | |
| 130312-042-12 | 42,4 x 2,6 | 27 | 2 | |
| 130312-248-12 | 48,3 x 2,0 | 30 | 2 | |
| 130312-048-12 | 48,3 x 2,6 | 30 | 2 | |

SELL OUT

| 316 | | Børstet | | |
|---------------|-------------------|---------|---|--|
| OUTDOOR | | | | |
| INDOOR | Til rør Ø | H | | |
| 140312-242-12 | 42,4 x 2,0 | 27 | 2 | |
| 140312-042-12 | 42,4 x 2,6 | 27 | 2 | |
| 140312-248-12 | 48,3 x 2,0 | 30 | 2 | |
| 140312-048-12 | 48,3 x 2,6 | 30 | 2 | |
| 140312-060-12 | 60,3 x 2,0 | 33 | 2 | |

SELL OUT

SELL OUT

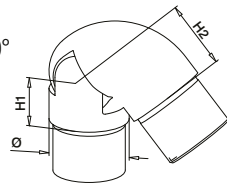
| 316 | | Poleret | | |
|---------------|------------|---------|---|--|
| OUTDOOR | | | | |
| INDOOR | Til rør Ø | H | | |
| 140312-242-10 | 42,4 x 2,0 | 27 | 2 | |



International Design Model Protection



40 - 70°



MOD 0319

| 316 | | Børstet | | |
|---------------|------------|---------|----|---|
| OUTDOOR | Til rør Ø | H1 | H2 | |
| 140319-242-12 | 42,4 x 2,0 | 27 | 35 | 2 |
| 140319-248-12 | 48,3 x 2,0 | 30 | 40 | 2 |

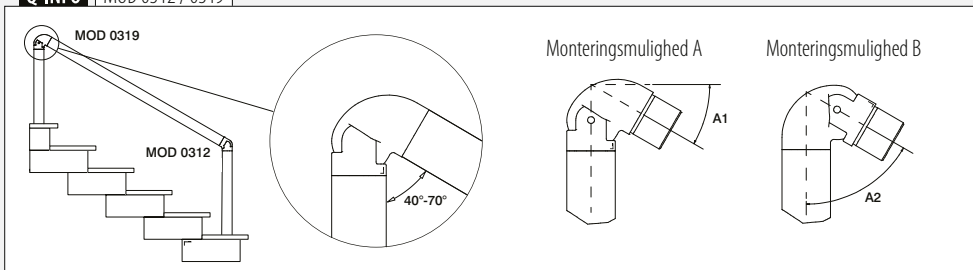


International Design Model Protection


SELL OUT

Kun så længe lager haves.

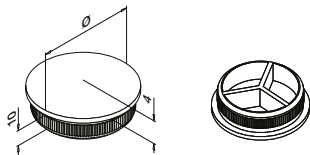
Q-INFO | MOD 0312 / 0319



Q-INFO | 304 | 316



Endekapper



MOD 5729 - EASY HIT®

304 Børstet

INDOOR

Til rør Ø



| | | |
|---------------|-------------------|---|
| 135729-233-12 | 33,7 x 2,0 | 2 |
| 135729-242-12 | 42,4 x 2,0 | 2 |
| 135729-042-12 | 42,4 x 2,6 | 2 |
| 135729-248-12 | 48,3 x 2,0 | 2 |
| 135729-048-12 | 48,3 x 2,6 | 2 |
| 135729-060-12 | 60,3 x 2,0 | 2 |

SELL OUT

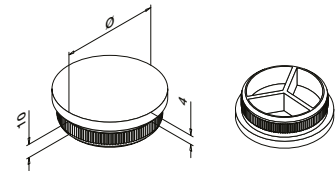
SELL OUT

316 Børstet

OUTDOOR

| | | |
|---------------|-------------------|---|
| 145729-233-12 | 33,7 x 2,0 | 2 |
| 145729-242-12 | 42,4 x 2,0 | 2 |
| 145729-042-12 | 42,4 x 2,6 | 2 |
| 145729-248-12 | 48,3 x 2,0 | 2 |
| 145729-048-12 | 48,3 x 2,6 | 2 |

SELL OUT



MOD 5732 - EASY HIT®

304 Børstet

INDOOR

Til rør Ø



| | | |
|---------------|-------------------|---|
| 135732-233-12 | 33,7 x 2,0 | 2 |
| 135732-242-12 | 42,4 x 2,0 | 2 |
| 135732-042-12 | 42,4 x 2,6 | 2 |
| 135732-248-12 | 48,3 x 2,0 | 2 |
| 135732-048-12 | 48,3 x 2,6 | 2 |

SELL OUT

304 Black Line

INDOOR

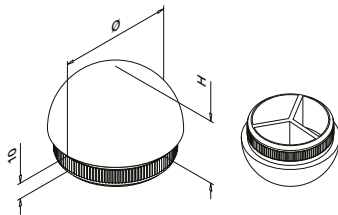
| | | |
|---------------|------------|---|
| 135732-242-82 | 42,4 x 2,0 | 2 |
|---------------|------------|---|

SELL OUT

316 Børstet

OUTDOOR

| | | |
|---------------|-------------------|---|
| 145732-233-12 | 33,7 x 2,0 | 2 |
| 145732-242-12 | 42,4 x 2,0 | 2 |
| 145732-042-12 | 42,4 x 2,6 | 2 |
| 145732-248-12 | 48,3 x 2,0 | 2 |
| 145732-048-12 | 48,3 x 2,6 | 2 |



MOD 5730 - EASY HIT®

304 Børstet

INDOOR

Til rør Ø

H



| | | | |
|---------------|-------------------|----|---|
| 135730-233-12 | 33,7 x 2,0 | 17 | 2 |
| 135730-242-12 | 42,4 x 2,0 | 21 | 2 |
| 135730-042-12 | 42,4 x 2,6 | 21 | 2 |
| 135730-248-12 | 48,3 x 2,0 | 24 | 2 |

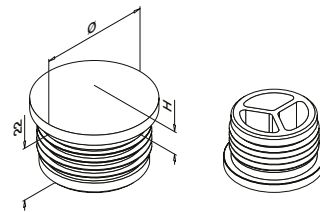
SELL OUT

SELL OUT

316 Børstet

OUTDOOR

| | | | |
|---------------|------------|----|---|
| 145730-242-12 | 42,4 x 2,0 | 21 | 2 |
|---------------|------------|----|---|



MOD 5729 - EASY HIT®

Plastik Rustfrit stål effekt

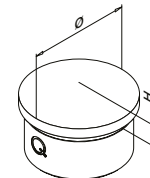
INDOOR

Til rør Ø

H



| | | | |
|------------|------------|---|---|
| 155729-233 | 33,7 x 2,0 | 8 | 2 |
| 155729-242 | 42,4 x 2,0 | 9 | 2 |
| 155729-248 | 48,3 x 2,0 | 9 | 2 |



MOD 0729

304 Poleret

INDOOR

Til rør Ø

H



| | | | |
|---------------|------------|---|---|
| 130729-242-10 | 42,4 x 2,0 | 9 | 2 |
|---------------|------------|---|---|

SELL OUT

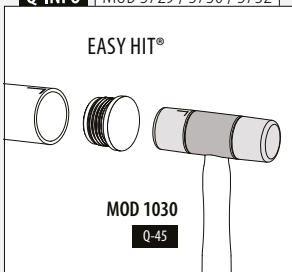
316 Poleret

OUTDOOR

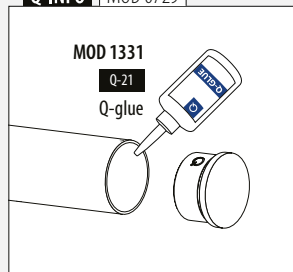
| | | | |
|---------------|------------|---|---|
| 140729-242-10 | 42,4 x 2,0 | 9 | 2 |
|---------------|------------|---|---|



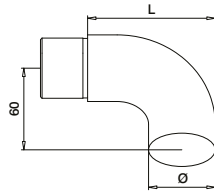
Q-INFO MOD 5729 / 5730 / 5732



Q-INFO MOD 0729



Håndliste afslutning



MOD 0739

304 Børstet

| INDOOR | Til rør Ø | L | |
|------------------------|-------------------|----|---|
| 130739-233-12 | 33,7 x 2,0 | 77 | 2 |
| 130739-242-12 | 42,4 x 2,0 | 81 | 2 |
| SELL OUT 130739-042-12 | 42,4 x 2,6 | 81 | 2 |
| 130739-248-12 | 48,3 x 2,0 | 84 | 2 |
| 130739-048-12 | 48,3 x 2,6 | 84 | 2 |

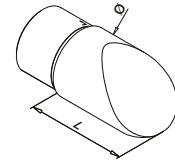
316 Børstet

OUTDOOR

| | | | |
|------------------------|-------------------|----|---|
| 140739-242-12 | 42,4 x 2,0 | 81 | 2 |
| SELL OUT 140739-042-12 | 42,4 x 2,6 | 81 | 2 |
| 140739-248-12 | 48,3 x 2,0 | 84 | 2 |
| 140739-048-12 | 48,3 x 2,6 | 84 | 2 |



Til trapper



MOD 0738

304 Børstet

| INDOOR | Til rør Ø | L | |
|---------------|------------|----|---|
| 130738-242-12 | 42,4 x 2,0 | 60 | 2 |
| 130738-248-12 | 48,3 x 2,0 | 65 | 2 |

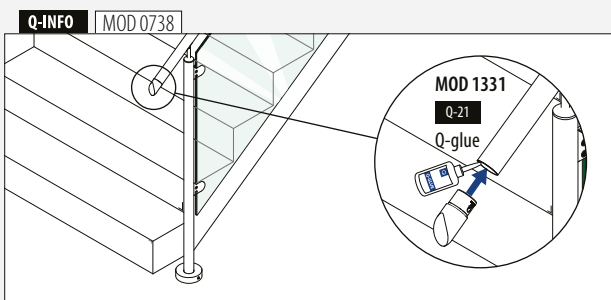
316 Børstet

OUTDOOR

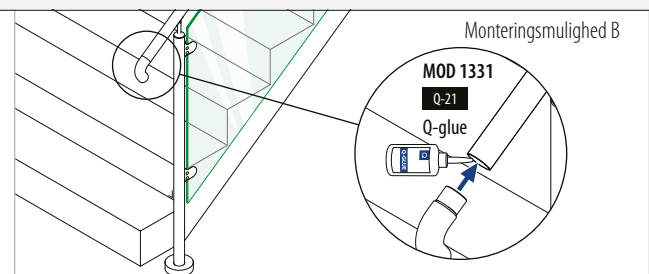
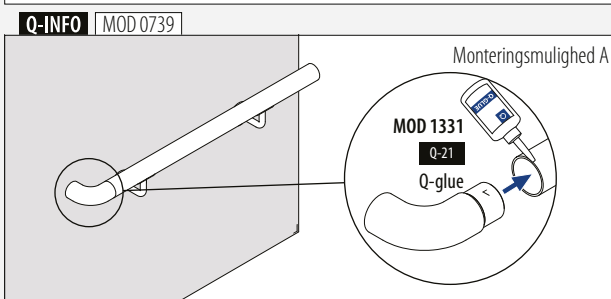
| | | | |
|---------------|------------|----|---|
| 140738-242-12 | 42,4 x 2,0 | 60 | 2 |
|---------------|------------|----|---|



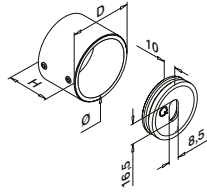
International Design Model Protection



SELL OUT Kun så længe lager haves.



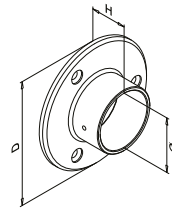
Vægflange



MOD 0504

| 304 | | Børstet | | | | | |
|---------------|------|---------|----|-------|-------------|-----|---|
| INDOOR | Ø | D | H | | | | |
| 130504-033-12 | 33,7 | 41 | 30 | QS-55 | 470 / QS-21 | 472 | 2 |
| 130504-042-12 | 42,4 | 50 | 35 | QS-55 | 470 / QS-21 | 472 | 2 |
| 130504-048-12 | 48,3 | 56 | 35 | QS-55 | 470 / QS-21 | 472 | 2 |

| 316 | | Børstet | | | | | |
|---------------|------|---------|----|-------|-------------|-----|---|
| OUTDOOR | Ø | D | H | | | | |
| 140504-033-12 | 33,7 | 41 | 30 | QS-55 | 470 / QS-22 | 472 | 2 |
| 140504-042-12 | 42,4 | 50 | 35 | QS-55 | 470 / QS-22 | 472 | 2 |
| 140504-048-12 | 48,3 | 56 | 35 | QS-55 | 470 / QS-22 | 472 | 2 |



MOD 0505

| 304 | | Børstet | | | | | |
|---------------|-----------|---------|----|------|-----|---|--|
| INDOOR | Til rør Ø | D | H | | | | |
| 130505-033-12 | 33,7 | 85 | 30 | QS-7 | 471 | 2 | |
| 130505-042-12 | 42,4 | 95 | 30 | QS-7 | 471 | 2 | |
| 130505-048-12 | 48,3 | 100 | 35 | QS-7 | 471 | 2 | |
| 130505-060-12 | 60,3 | 115 | 40 | QS-7 | 471 | 2 | |

| 316 | | Børstet | | | | | |
|---------------|-----------|---------|----|-------|-----|---|--|
| OUTDOOR | Til rør Ø | D | H | | | | |
| 140505-033-12 | 33,7 | 85 | 30 | QS-50 | 471 | 2 | |
| 140505-042-12 | 42,4 | 95 | 30 | QS-50 | 471 | 2 | |
| 140505-048-12 | 48,3 | 100 | 35 | QS-50 | 471 | 2 | |

| 316 | | Poleret | | | | | |
|---------------|-----------|---------|----|-------|-----|---|--|
| OUTDOOR | Til rør Ø | D | H | | | | |
| 140505-042-10 | 42,4 | 95 | 30 | QS-50 | 471 | 2 | |

SELL OUT

NEW

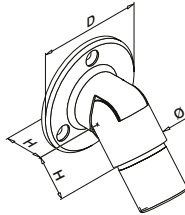


Vægflange

Justerbar



0 - 50°



MOD 0506

| 304 | | Børstet | | | | | |
|---------------|------------|---------|----|------|-----|---|--|
| INDOOR | Til rør Ø | D | H | | | | |
| 130506-033-12 | 33,7 x 2,0 | 70 | 26 | QS-7 | 471 | 2 | |
| 130506-042-12 | 42,4 x 2,0 | 75 | 30 | QS-7 | 471 | 2 | |
| 130506-048-12 | 48,3 x 2,0 | 80 | 33 | QS-7 | 471 | 2 | |

| 316 | | Børstet | | | | | |
|---------------|------------|---------|----|-------|-----|---|--|
| OUTDOOR | Til rør Ø | D | H | | | | |
| 140506-033-12 | 33,7 x 2,0 | 70 | 26 | QS-50 | 471 | 2 | |
| 140506-042-12 | 42,4 x 2,0 | 75 | 30 | QS-50 | 471 | 2 | |

SELL OUT

SELL OUT


NEW

NEW



International Design Model Protection

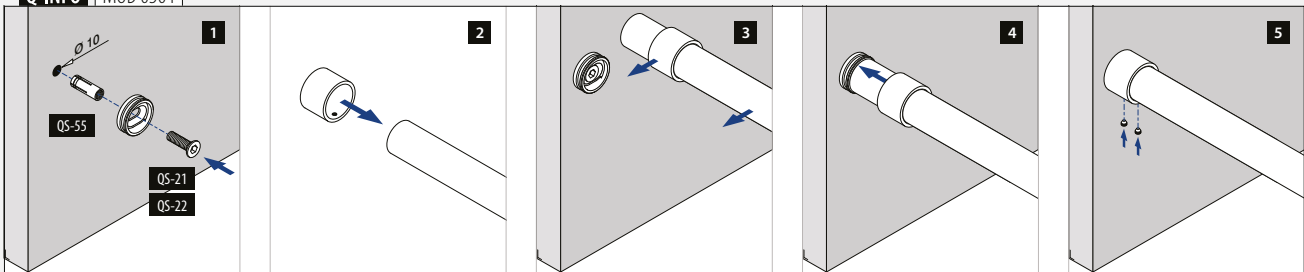
Q-INFO 304 316



Poleret

Børstet

Q-INFO MOD 0504





Find alle oplysninger om
Barrier Line online:

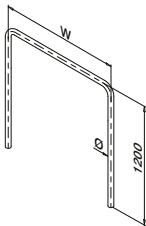


[https://q-ne.ws/
BarrierLine23](https://q-ne.ws/BarrierLine23)



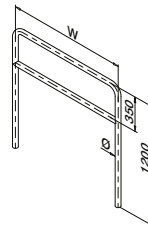
BARRIER LINE

Guide gelænder



MOD 0090

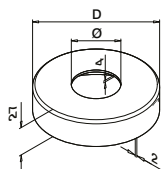
| | 316 | Børstet | | |
|------------------|------|------------|---|--|
| OUTDOOR | W | Ø | | |
| 140090-248-09-12 | 900 | 48,3 x 2,0 | 1 | |
| 140090-248-12-12 | 1200 | 48,3 x 2,0 | 1 | |



MOD 0091

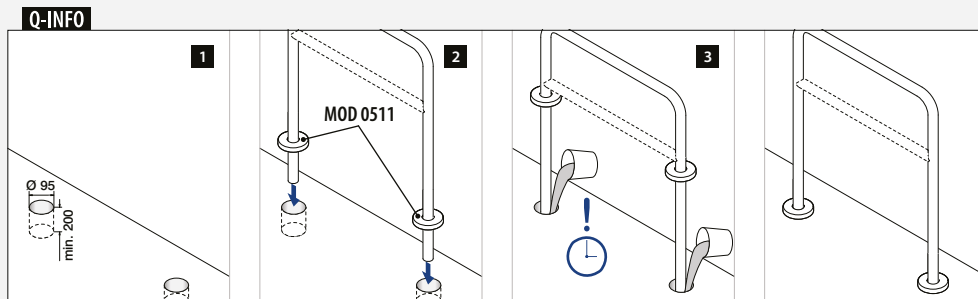
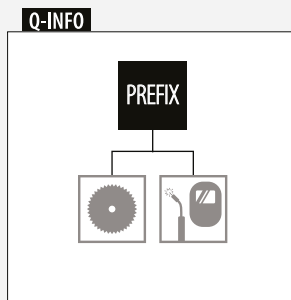
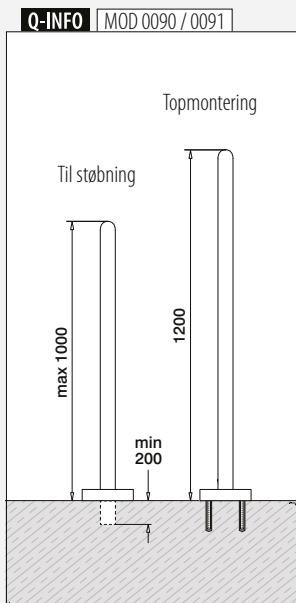
| | 316 | Børstet | | |
|------------------|------|------------|---|--|
| OUTDOOR | W | Ø | | |
| 140091-248-09-12 | 900 | 48,3 x 2,0 | 1 | |
| 140091-248-12-12 | 1200 | 48,3 x 2,0 | 1 | |

Dækkapper



MOD 0511

| | 316 | Børstet | | |
|---------------|------|---------|---|--|
| OUTDOOR | Ø | D | | |
| 140511-048-12 | 48,3 | 120 | 2 | |





Find alle oplysninger om
højglanspoleret
produkter online:



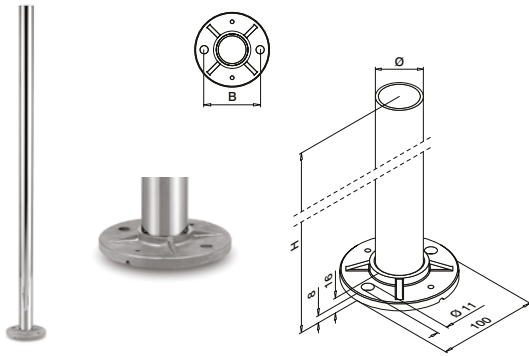
[https://q-ne.ws/
Polished23](https://q-ne.ws/Polished23)

A photograph showing a view from a balcony or terrace. In the foreground, there is a glass railing with stainless steel posts and a green street lamp hanging from the ceiling. The view through the glass shows a harbor with several sailboats and a town in the background, including a prominent church spire. The sky is clear and blue.

POLERET

Stolper

Gelænderstolper



MOD 0921

| | | | | | |
|----------------|------------|-----|----|-------|-----|
| 316 | Poleret | | | | |
| OUTDOOR | Ø | H | B | QS-58 | 467 |
| 140921-242-10 | 42,4 x 2,0 | 989 | 75 | | 1 |



Stolper

Dækkapper



MOD 0512

| | | | | |
|----------------|---------|-----|--|---|
| 316 | Poleret | | | |
| OUTDOOR | Ø | D | | |
| 140512-042-10 | 42,4 | 105 | | 2 |



Stolper

Gelænderstolpeholdere



MOD 0551

| | | | | |
|---------------|---------|--|-------|-----|
| 304 | Poleret | | | |
| INDOOR | Ø | | | |
| 130551-042-10 | 42,4 | | QS-33 | 464 |

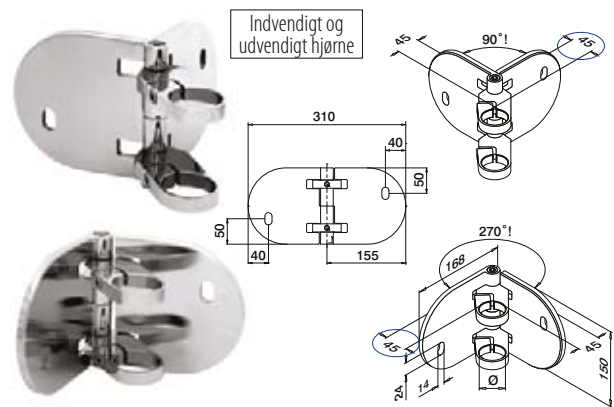
SELL OUT

| | | | | |
|----------------|---------|--|-------|-----|
| 316 | Poleret | | | |
| OUTDOOR | Ø | | | |
| 140551-042-10 | 42,4 | | QS-32 | 464 |



Stolper

Gelænderstolpeholdere



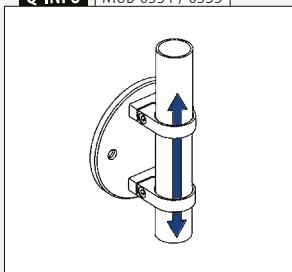
MOD 0555

| | | | | |
|----------------|---------|--|-------|-----|
| 316 | Poleret | | | |
| OUTDOOR | Ø | | | |
| 140555-042-10 | 42,4 | | QS-32 | 464 |

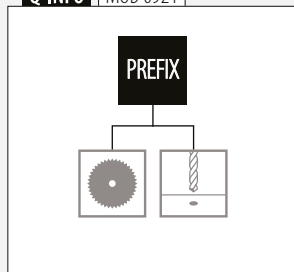


SELL OUT Kun så længe lager haves.

Q-INFO | MOD 0551 / 0555



Q-INFO | MOD 0921



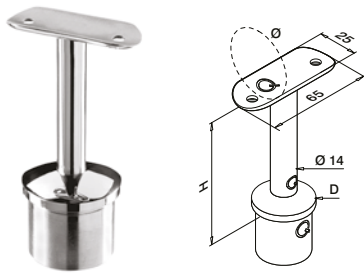
Q-INFO | MOD 0551 / 0552



STOLPEGELÆNDSYSTEMER

Q-LINE - POLERT

Til rundt rør

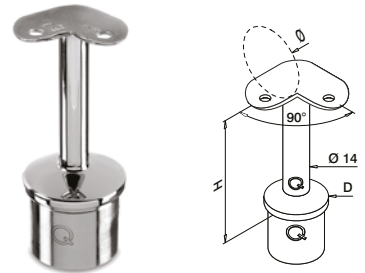


MOD 0710

| | | | | | | |
|------------------|------------|----------|----------|-------|-----|---|
| 316 | Poleret | | | | | |
| OUTDOOR | D | Ø | H | | | |
| 140710-042-00-10 | 42,4 x 2,0 | 42,4 | 79 | QS-11 | 472 | 2 |



Til rundt rør

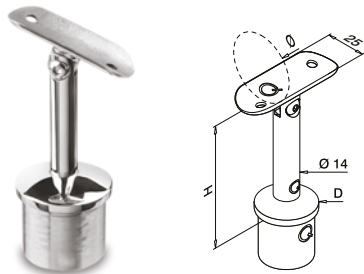


MOD 0710

| | | | | | | |
|------------------|------------|----------|----------|-------|-----|---|
| 316 | Poleret | | | | | |
| OUTDOOR | D | Ø | H | | | |
| 140710-042-90-10 | 42,4 x 2,0 | 42,4 | 79 | QS-11 | 472 | 2 |



Til rundt rør

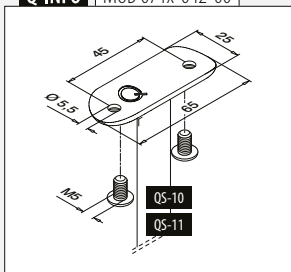


MOD 0718

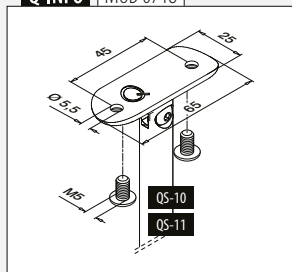
| | | | | | | |
|----------------|------------|----------|----------|-------|-----|---|
| 316 | Poleret | | | | | |
| OUTDOOR | D | Ø | H | | | |
| 140718-042-10 | 42,4 x 2,0 | 42,4 | 79 | QS-11 | 472 | 2 |



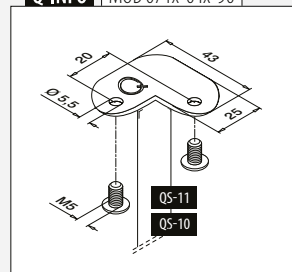
Q-INFO | MOD 071x-042-00



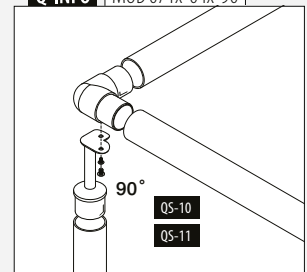
Q-INFO | MOD 0718



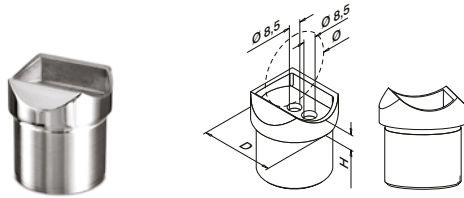
Q-INFO | MOD 071x-04x-90



Q-INFO | MOD 071x-04x-90



Til rundt rør



MOD 0770

316

Poleret

OUTDOOR

D

Ø

H



140770-042-10

42,4 x 2,0

42,4

9

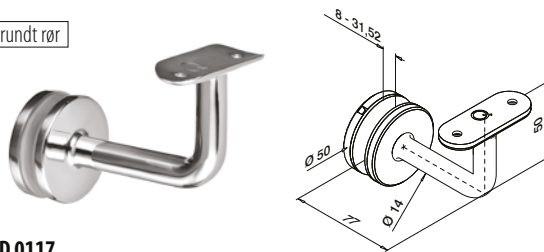
QS-27 472

2



Passer til MOD 0303 forbinderer

Til rundt rør



MOD 0117

316

Poleret

OUTDOOR

Ø



140117-042-10

42,4

QS-11 472

2

140117-048-10

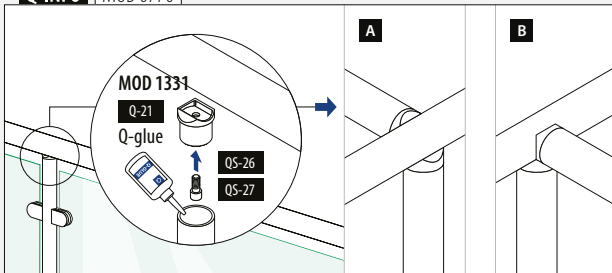
48,3

QS-11 472

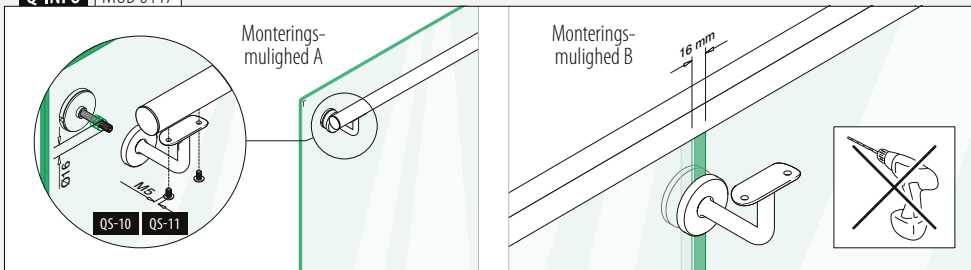
2



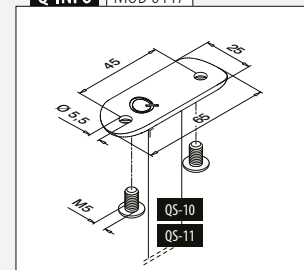
Q-INFO MOD 0770



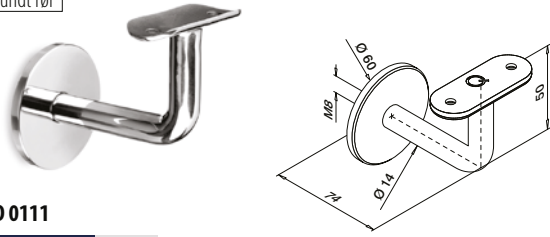
Q-INFO MOD 0117



Q-INFO MOD 0117



Til rundt rør



MOD 0111

304 Poleret

INDOOR

| | | | | | |
|----------|---------------|------|-------|-----|---|
| SELL OUT | 130111-042-10 | 42,4 | QS-10 | 472 | 2 |
|----------|---------------|------|-------|-----|---|

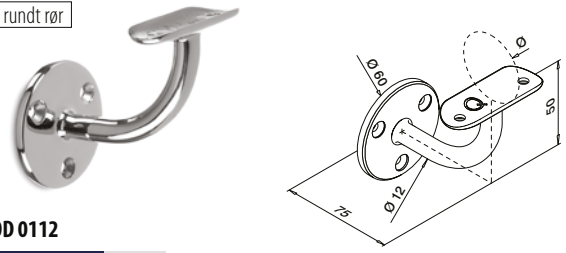
316 Poleret

OUTDOOR

| | | | | | |
|--|---------------|------|-------|-----|---|
| | 140111-042-10 | 42,4 | QS-11 | 472 | 2 |
|--|---------------|------|-------|-----|---|



Til rundt rør



MOD 0112

304 Poleret

INDOOR

| | | | | | | | |
|----------|---------------|------|------|-------------|-------------|-----|---|
| SELL OUT | 130112-042-10 | 42,4 | QS-7 | 471 / QS-10 | 472 / QS-87 | 470 | 2 |
|----------|---------------|------|------|-------------|-------------|-----|---|

316 Poleret

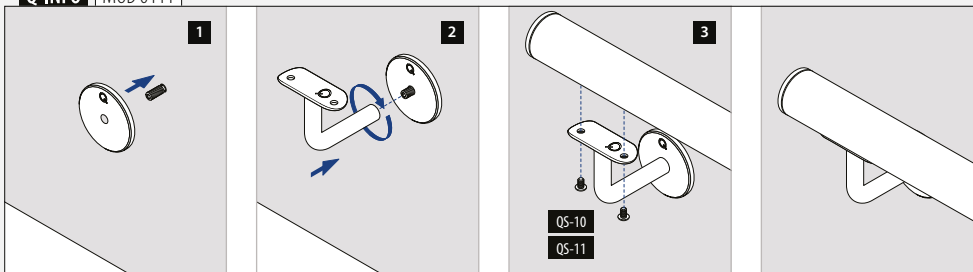
OUTDOOR

| | | | | | | | |
|--|---------------|------|-------|-------------|-------------|-----|---|
| | 140112-042-10 | 42,4 | QS-50 | 471 / QS-11 | 472 / QS-87 | 470 | 2 |
|--|---------------|------|-------|-------------|-------------|-----|---|

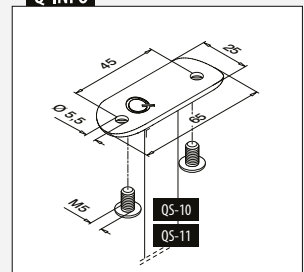


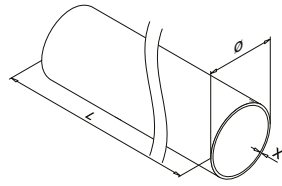
SELL OUT Kun så længe lager haves.

Q-INFO | MOD 0111



Q-INFO





MOD 0900

304 Poleret

INDOOR

Ø

X




130900-242-50-10 42,4 2,0 L = 5 m

316 Poleret

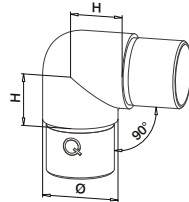
OUTDOOR

140900-242-50-10 42,4 2,0 L = 5 m

PREFIX



Forbinderer



MOD 0303

316 Poleret

OUTDOOR

Til rør Ø

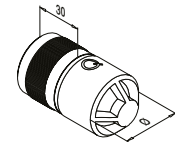
H



140303-242-10 42,4 x 2,0 30 2



Passer til MOD 0710, 0810 og 4710 håndlistestøtter



MOD 5792 - EASY HIT®

304 Rå

INDOOR

Til rør Ø



SELL OUT

135792-242 42,4 x 2,0 2

316 Rå

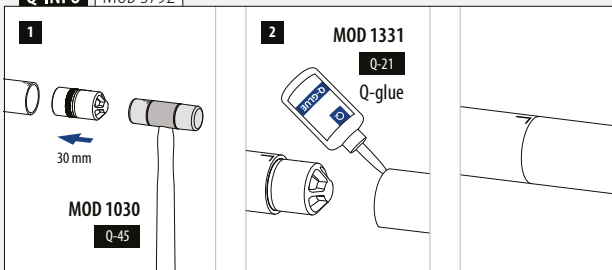
OUTDOOR

145792-242 42,4 x 2,0 2

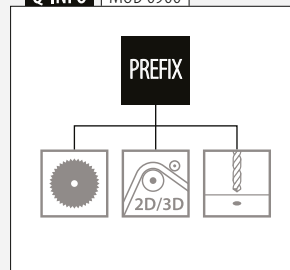


International Design Model Protection

Q-INFO MOD 5792

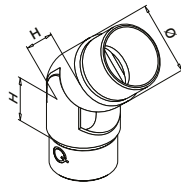


Q-INFO MOD 0900





0-70°

**MOD 0312****316**

Poleret

OUTDOOR**Til rør Ø****H**

140312-242-10

42,4 x 2,0

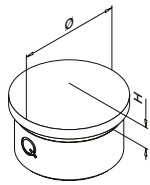
27

2



International Design Model Protection

Endekapper

**MOD 0729****304**

Poleret

INDOOR**Til rør Ø****H**SELL
OUT

130729-242-10

42,4 x 2,0

9

2

316

Poleret

OUTDOOR**Til rør Ø****H**

140729-242-10

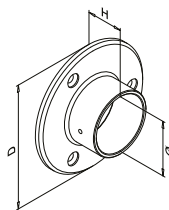
42,4 x 2,0

9

2



Vægflange

**MOD 0505****316**

Poleret

OUTDOOR**For Ø****D****H**

140505-042-10

42,4

95

30

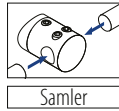
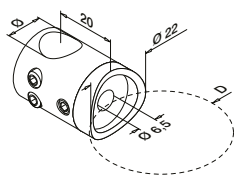
QS-50 471

2



Tværstangholder

Til rundt rør



Samler

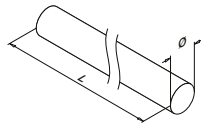
MOD 0831

| | | | | | |
|----------------|----------|----------|-----------|---|--|
| 316 | Poleret | | | | |
| OUTDOOR | D | Ø | | | |
| 140831-042-10 | 42,4 | 12 | QS-16 472 | 4 | |



Stænger

Q-TUBE



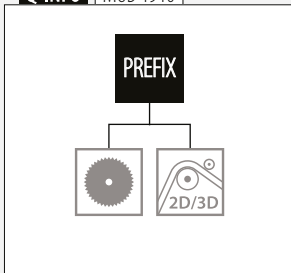
MOD 1910

| | | | |
|------------------|----------|---------|--|
| 316 | Poleret | | |
| OUTDOOR | Ø | | |
| 141910-012-50-10 | 12 | L = 5 m | |

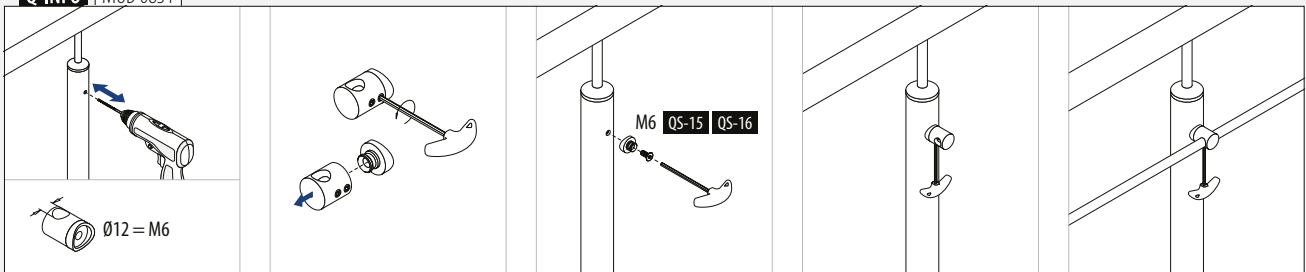
PREFIX



Q-INFO MOD 1910

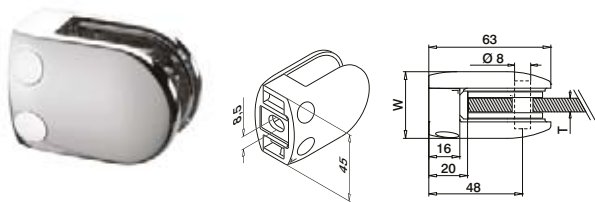


Q-INFO MOD 0831



Pladeadaptere - MOD 2800

Til fladt rør



MOD 2800

304

Poleret

INDOOR

W

T



SELL OUT

132800-000-10

34

Se MOD 5028

QS-26

474

4

316

Poleret

OUTDOOR

142800-000-10

34

Se MOD 5028

QS-27

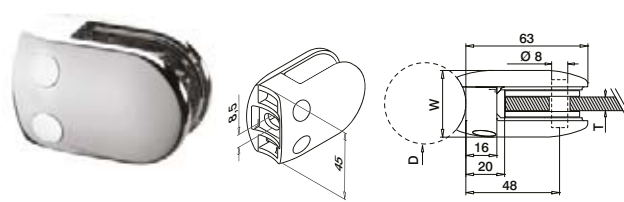
474

4



International Design Model Protection

Til rundt rør



MOD 2800

304

Poleret

INDOOR

D

W

T



SELL OUT

132800-042-10

42,4

34

Se MOD 5028

QS-47

474

4

316

Poleret

OUTDOOR

142800-042-10

42,4

34

Se MOD 5028

QS-45

474

4



International Design Model Protection

Gummiindlæg til pladeadaptere MOD 2800



2 styk per
pladeadapter

MOD 5028

Tilbehør

T



205028-02

2

8

205028-03

3

8

205028-04

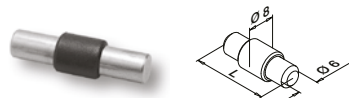
4

8



MOD 2800 Glasklemmer - polert
433

Sikkerhedsstifter



Valgfri brug
til MOD 2800

MOD 5015

Tilbehør

L

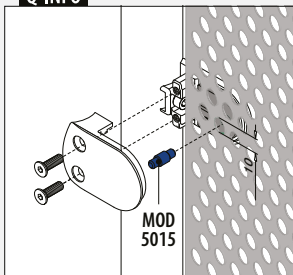


205015-22

22

4

Q-INFO



OBS: Bestil sikkerhedsstift og skruer separat.

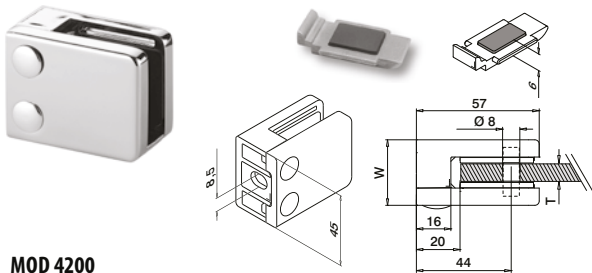
SELL OUT

Kun så længe lager haves.

Pladeadaptere - MOD 4200

Til fladt rør

Bundplade medfølger



MOD 4200

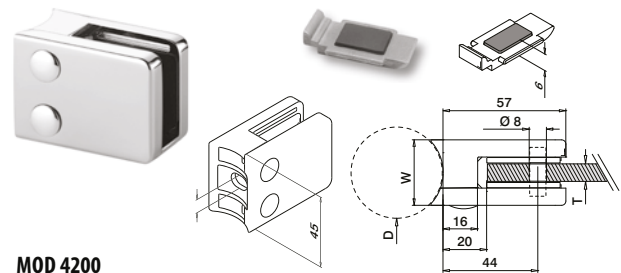
| 316 | Poleret | | | |
|---------------|---------|-------------|-------|-------|
| OUTDOOR | W | T | | |
| 144200-000-10 | 28 | Se MOD 5042 | QS-27 | 474 4 |



International Design
Model Protection

Til rundt rør

Bundplade medfølger



MOD 4200

| 316 | Poleret | | | | |
|---------------|---------|----|-------------|-------|-------|
| OUTDOOR | D | W | T | | |
| 144200-042-10 | 42,4 | 28 | Se MOD 5042 | QS-45 | 474 4 |
| 144200-048-10 | 48,3 | 28 | Se MOD 5042 | QS-45 | 474 4 |



International Design
Model Protection

Gummiindlæg til pladeadapter MOD 4200

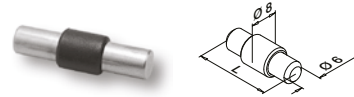


2 styk per
pladeadapter

MOD 5042

| Tilbehør | | |
|-----------|---|---|
| | T | |
| 205042-02 | 2 | 8 |
| 205042-03 | 3 | 8 |
| 205042-04 | 4 | 8 |

Sikkerhedsstifter



Valgfri brug
til MOD 4200

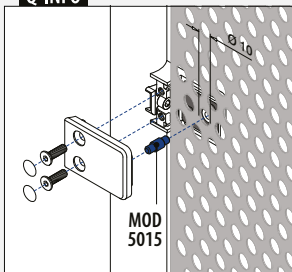
MOD 5015

| Tilbehør | | |
|-----------|----|---|
| | L | |
| 205015-22 | 22 | 4 |



MOD 4200 Glasklemmer - poleret
434

Q-INFO





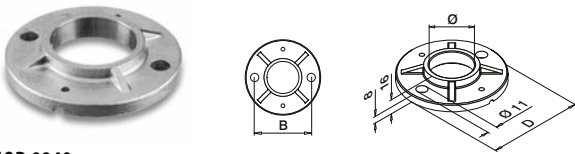
Find alle oplysninger om
svejseprodukter online:



[https://q-ne.ws/
Welding23](https://q-ne.ws/Welding23)

SVEJSEPRODUKTER

Fodflanger til gelænderstolper

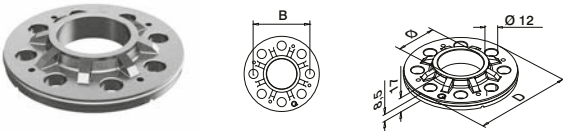


MOD 0940

| 304 | | Rå | | | |
|------------|------|----|-----|-------|-----|
| INDOOR | Ø | B | D | | |
| 130940-042 | 42,4 | 75 | 100 | QS-59 | 467 |
| 130940-048 | 48,3 | 80 | 100 | QS-59 | 467 |
| 316 | | Rå | | | |
| OUTDOOR | Ø | B | D | | |
| 140940-042 | 42,4 | 75 | 100 | QS-58 | 467 |
| 140940-048 | 48,3 | 80 | 100 | QS-58 | 467 |

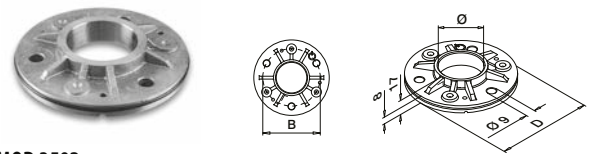
MOD 0941

| 316 | | Rå | | | |
|------------|------|----|-----|-------|-----|
| OUTDOOR | Ø | B | D | | |
| 140941-048 | 48,3 | 90 | 120 | QS-58 | 467 |



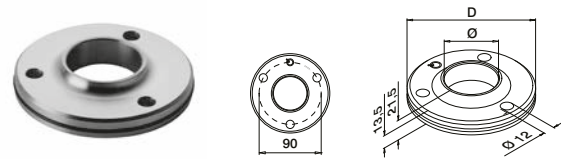
MOD 3504

| 304 | | Rå | | | |
|------------|------|----|-----|--------|-------------|
| INDOOR | Ø | B | D | | |
| 133504-042 | 42,4 | 80 | 105 | QS-272 | 464 / QS-59 |
| 133504-048 | 48,3 | 90 | 115 | QS-272 | 464 / QS-59 |
| 316 | | Rå | | | |
| OUTDOOR | Ø | B | D | | |
| 143504-042 | 42,4 | 80 | 105 | QS-273 | 464 / QS-58 |
| 143504-048 | 48,3 | 90 | 115 | QS-273 | 464 / QS-58 |



MOD 3502

| 304 | | Rå | | | |
|------------|------|----|-----|-------|-----|
| INDOOR | Ø | B | D | | |
| 133502-042 | 42,4 | 80 | 105 | QS-35 | 467 |
| 133502-048 | 48,3 | 90 | 115 | QS-35 | 467 |
| 316 | | Rå | | | |
| OUTDOOR | Ø | B | D | | |
| 143502-042 | 42,4 | 80 | 105 | QS-34 | 467 |
| 143502-048 | 48,3 | 90 | 115 | QS-34 | 467 |

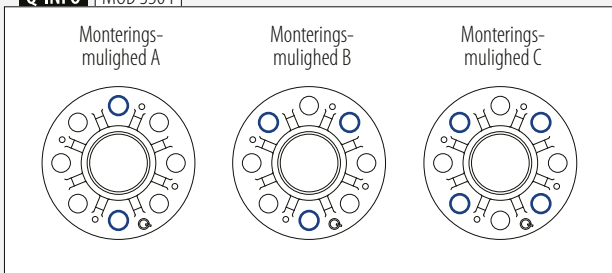


MOD 3505

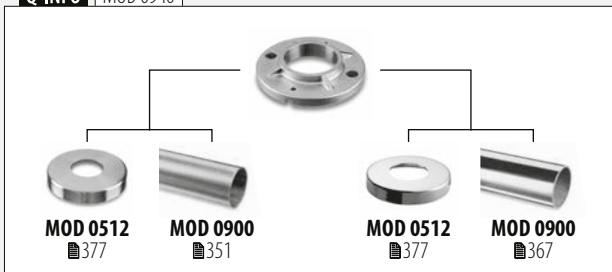
| 316 | | Rå | | | |
|------------|------|-----|--------|-----|--|
| OUTDOOR | Ø | D | | | |
| 143505-048 | 48,3 | 115 | QS-273 | 464 | |



Q-INFO | MOD 3504



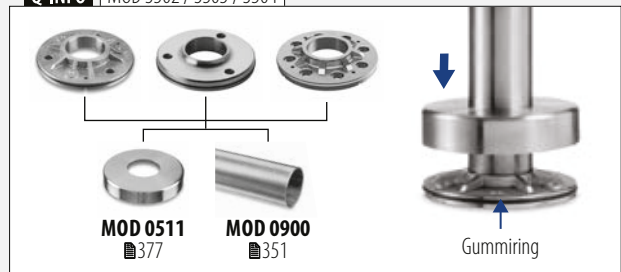
Q-INFO | MOD 0940



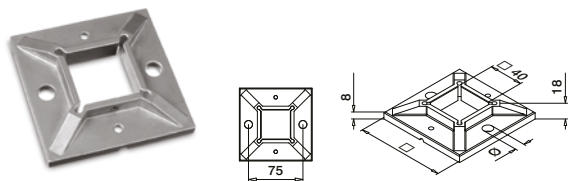
Q-INFO | MOD 0941



Q-INFO | MOD 3502 / 3505 / 3504

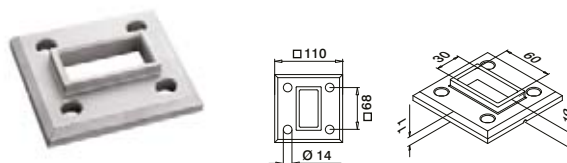


Fodflanger til gelænderstolper



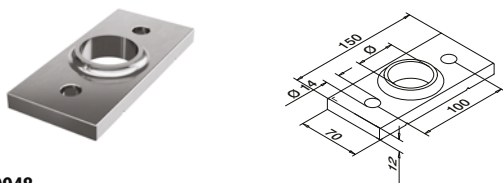
MOD 4940

| 304 | Rå | | | | |
|----------------|-----|----|----|-------|-------|
| INDOOR | | Ø | B | | |
| 134940-040 | 100 | 11 | 75 | QS-59 | 467 2 |
| 316 | Rå | | | | |
| OUTDOOR | | | | | |
| 144940-040 | 100 | 11 | 75 | QS-58 | 467 2 |



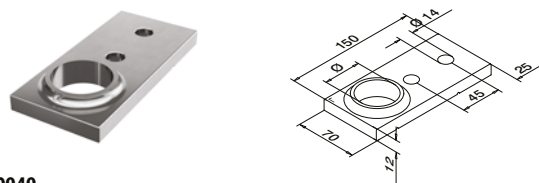
MOD 3503

| 316 | Rå | | |
|----------------|------------|--------|-------|
| OUTDOOR | | | |
| 143503-063 | 143503-063 | QS-559 | 465 2 |



MOD 0948

| 316 | Rå | | | |
|----------------|------|--------|-------|--|
| OUTDOOR | | Ø | | |
| 140948-042-00 | 42,4 | QS-225 | 473 2 | |
| 140948-048-00 | 48,3 | QS-225 | 473 2 | |

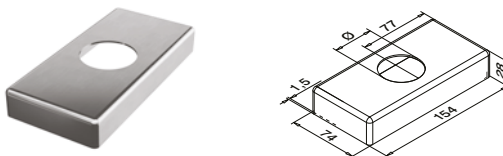


MOD 0949

| 316 | Rå | | | |
|----------------|------|--------|-------|--|
| OUTDOOR | | Ø | | |
| 140949-042-00 | 42,4 | QS-225 | 473 2 | |
| 140949-048-00 | 48,3 | QS-225 | 473 2 | |



Dækkapper til MOD 0948

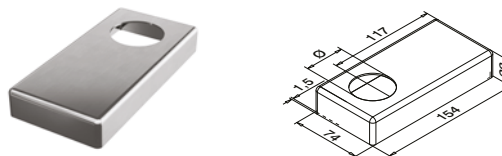


MOD 0514

| 316 | Børstet | | |
|----------------|---------|---|---|
| OUTDOOR | | Ø | |
| 140514-042-12 | 42,4 | | 2 |
| 140514-048-12 | 48,3 | | 2 |



Dækkapper til MOD 0949



MOD 0515

| 316 | Børstet | | |
|----------------|---------|---|---|
| OUTDOOR | | Ø | |
| 140515-042-12 | 42,4 | | 2 |
| 140515-048-12 | 48,3 | | 2 |



Q-INFO | MOD 4940



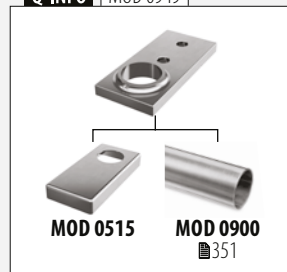
Q-INFO | MOD 3503



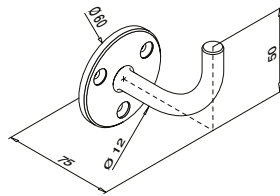
Q-INFO | MOD 0948



Q-INFO | MOD 0949

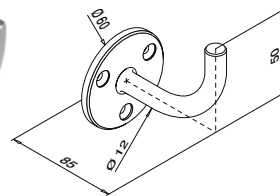


Håndlistestøtter



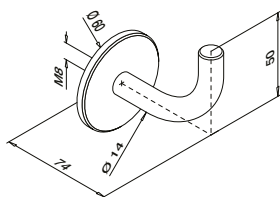
MOD 0113

| | | | |
|----------------|---------|-------------|-----|
| 304 | Børstet | | |
| INDOOR | | | |
| 130113 | QS-7 | 471 / QS-87 | 470 |
| | | | 2 |
| 316 | Børstet | | |
| OUTDOOR | | | |
| 140113 | QS-50 | 471 / QS-87 | 470 |
| | | | 2 |



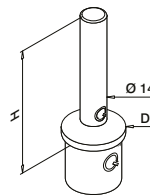
MOD 0109

| | | | |
|---------------|---------|-------------|-----|
| 304 | Børstet | | |
| INDOOR | | | |
| 130109 | QS-7 | 471 / QS-87 | 470 |
| | | | 2 |
| | | | |



MOD 0114

| | | | |
|--------------------------------|---------|-----|---|
| 304 | Børstet | | |
| INDOOR | | | |
| <small>SELL OUT</small> 130114 | QS-1 | 471 | 2 |
| 316 | Børstet | | |
| OUTDOOR | | | |
| <small>SELL OUT</small> 140114 | QS-2 | 471 | 2 |



MOD 0695

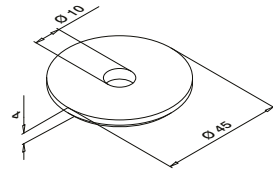

| | | | | |
|----------------|---------|------------|----|---|
| 304 | Børstet | | | |
| INDOOR | | | | |
| 130695 | | D | H | 2 |
| | | 42,4 x 2,0 | 79 | |
| 316 | Børstet | | | |
| OUTDOOR | | | | |
| 140695 | | D | H | 2 |
| | | 42,4 x 2,0 | 79 | |

MOD 0696

| | | | | |
|----------------|---------|------------|----|---|
| 316 | Børstet | | | |
| OUTDOOR | | | | |
| 140696 | | D | H | 2 |
| | | 48,3 x 2,0 | 80 | |

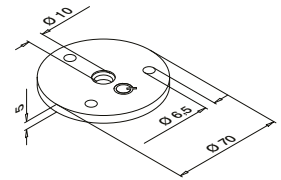


Vægflanger til håndlistestøtter



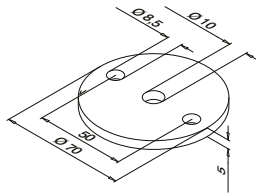
MOD 1937

| | | |
|---------------|---------|---|
| 304 | Børstet | |
| INDOOR | | |
| 131937 | | 4 |



MOD 1936

| | | |
|---------------|------------|---|
| 304 | Børstet | |
| INDOOR | | |
| 131936 | QS-56 471 | 4 |



MOD 1939

| | | |
|---------------|-----------|---|
| 304 | Børstet | |
| INDOOR | | |
| 131939 | QS-3 471 | 8 |



MOD 1810
 379

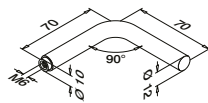


MOD 1801
 379



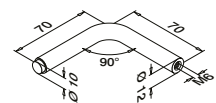
MOD 1802
 379

Svejseprodukter til håndlistestøtter



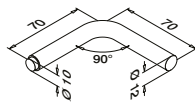
MOD 0813

| | | |
|---------------|------------|---|
| 304 | Børstet | |
| INDOOR | | |
| 130813 | QS-14 472 | 2 |



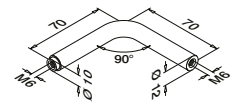
MOD 0814

| | | |
|---------------|---------|---|
| 304 | Børstet | |
| INDOOR | | |
| 130814-670 | | 2 |



MOD 0815

| | | |
|---------------|---------|---|
| 304 | Børstet | |
| INDOOR | | |
| 130815 | | 2 |

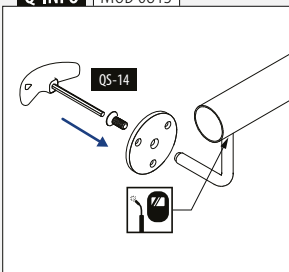


MOD 0816

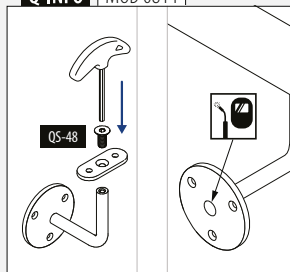
| | | |
|---------------|------------|---|
| 304 | Børstet | |
| INDOOR | | |
| 130816 | QS-14 472 | 2 |



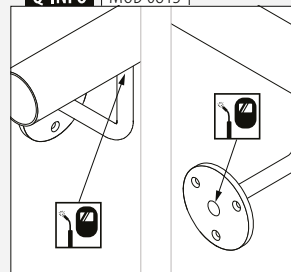
Q-INFO MOD 0813



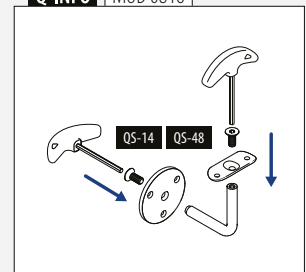
Q-INFO MOD 0814



Q-INFO MOD 0815



Q-INFO MOD 0816




Dækkapper



MOD 4511

| | | | |
|----------------|---------|----------|---|
| 304 | Børstet | | |
| INDOOR | | H | |
| 134511-040-12 | 108 | 25 | 2 |
| 316 | Børstet | | |
| OUTDOOR | | | |
| 144511-040-12 | 108 | 25 | 2 |



MOD 4513

| | | | |
|----------------|---------|--|---|
| 316 | Børstet | | |
| OUTDOOR | | | |
| 144513-063-12 | | | 2 |



MOD 0519

| | | | |
|----------------|----------------------|--|---|
| 316 | Børstet | | |
| OUTDOOR | | | |
| 140519 | | | 2 |
| Zink | Rustfrit stål effekt | | |
| INDOOR | | | |
| 100519 | | | 2 |



MOD 1514

| | | | |
|---------------|---------|----------|---|
| 304 | Børstet | | |
| INDOOR | | Ø | |
| 131514-012 | | 12,0 | 2 |
| 131514-014 | | 14,0 | 2 |




MOD 0512

| | | | |
|----------------|---------|----------|----------|
| 304 | Børstet | | |
| INDOOR | | Ø | D |
| 130512-033-12 | | 33,7 | 105 |
| 130512-042-12 | | 42,4 | 105 |
| 130512-048-12 | | 48,3 | 105 |
| 316 | Børstet | | |
| OUTDOOR | | | |
| 140512-033-12 | | 33,7 | 105 |
| 140512-042-12 | | 42,4 | 105 |
| 140512-048-12 | | 48,3 | 105 |
| 316 | Poleret | | |
| OUTDOOR | | | |
| 140512-042-10 | | 42,4 | 105 |
| 140512-048-10 | | 48,3 | 105 |



MOD 1515

| | | | |
|---------------|---------|----------|---|
| 304 | Børstet | | |
| INDOOR | | Ø | |
| 131515-012 | | 12,0 | 2 |



MOD 0511

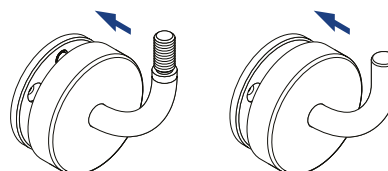
| | | | |
|----------------|---------|----------|----------|
| 304 | Børstet | | |
| INDOOR | | Ø | D |
| 130511-042-12 | | 42,4 | 110 |
| 130511-048-12 | | 48,3 | 120 |
| 316 | Børstet | | |
| OUTDOOR | | | |
| 140511-042-12 | | 42,4 | 110 |
| 140511-048-12 | | 48,3 | 120 |

MOD 0513

| | | | |
|----------------|---------|----------|----------|
| 304 | Børstet | | |
| INDOOR | | Ø | D |
| 130513-042-12 | | 42,4 | 125 |
| 130513-048-12 | | 48,3 | 125 |
| 130513-060-12 | | 60,3 | 125 |
| 316 | Børstet | | |
| OUTDOOR | | | |
| 140513-042-12 | | 42,4 | 125 |
| 140513-048-12 | | 48,3 | 125 |

Q-INFO | MOD 0519

For MOD 0109, 0113 og 0114



MOD 0519

MOD 0519

SELL OUT Kun så længe lager haves.



SVEJSEPRODUKTER

Tilslutningsplader til håndliste

Til fladt rør




MOD 1810

| 304 | | Børstet | | |
|----------------|-------|-------------|-----|---|
| INDOOR | | | | |
| 131810-000-12 | QS-48 | 472 / QS-10 | 472 | 8 |
| 316 | | Børstet | | |
| OUTDOOR | | | | |
| 141810-000-12 | QS-89 | 472 / QS-11 | 472 | 8 |



Til rundt rør

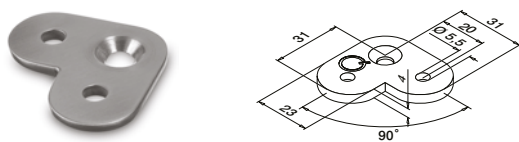


MOD 1810

| 304 | | Børstet | | | |
|----------------|------|---------|-------------|-----|---|
| INDOOR | | | | | |
| 131810-033-12 | 33,7 | QS-48 | 472 / QS-10 | 472 | 8 |
| 131810-042-12 | 42,4 | QS-48 | 472 / QS-10 | 472 | 8 |
| 131810-048-12 | 48,3 | QS-48 | 472 / QS-10 | 472 | 8 |
| 316 | | Børstet | | | |
| OUTDOOR | | | | | |
| 141810-042-12 | 42,4 | QS-89 | 472 / QS-11 | 472 | 8 |
| 141810-048-12 | 48,3 | QS-89 | 472 / QS-11 | 472 | 8 |



Til fladt rør

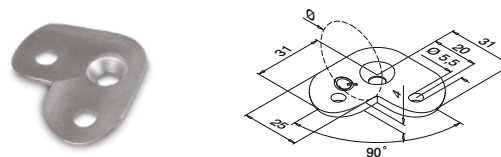


MOD 1802

| 304 | | Børstet | | |
|---------------|-------|-------------|-----|---|
| INDOOR | | | | |
| 131802-000 | QS-48 | 472 / QS-10 | 472 | 8 |



Til rundt rør

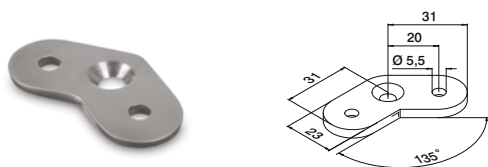


MOD 1802

| 304 | | Børstet | | | |
|---------------|------|---------|-------------|-----|---|
| INDOOR | | | | | |
| 131802-042 | 42,4 | QS-48 | 472 / QS-10 | 472 | 8 |
| 131802-048 | 48,3 | QS-48 | 472 / QS-10 | 472 | 8 |



Til fladt rør

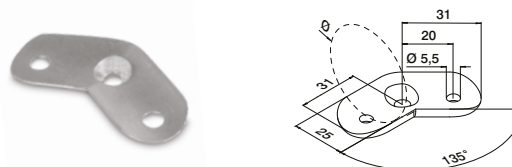


MOD 1801

| 304 | | Børstet | | |
|---------------------|-------|-------------|-----|---|
| INDOOR | | | | |
| SELL OUT 131801-000 | QS-48 | 472 / QS-10 | 472 | 8 |



Til rundt rør



MOD 1801

| 304 | | Børstet | | | |
|---------------------|------|---------|-------------|-----|---|
| INDOOR | | | | | |
| SELL OUT 131801-042 | 42,4 | QS-48 | 472 / QS-10 | 472 | 8 |
| SELL OUT 131801-048 | 48,3 | QS-48 | 472 / QS-10 | 472 | 8 |

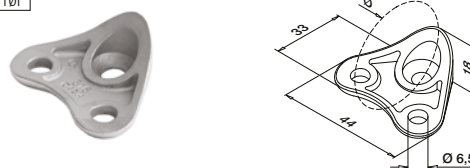


| | | |
|------------------------|------------------------|------------------------------|
| MOD 0811 335 | MOD 0812 335 | MOD 5735, 5736 336 |
|------------------------|------------------------|------------------------------|

| | | |
|------------------------|------------------------|------------------------|
| MOD 1936 376 | MOD 1937 376 | MOD 1939 376 |
|------------------------|------------------------|------------------------|

| | |
|------------------------|------------------------|
| MOD 4811 296 | MOD 4733 296 |
|------------------------|------------------------|

Til rundt rør



MOD 1820

| 316 | | Børstet | | | |
|----------------|------|---------|-------------|-----|---|
| OUTDOOR | | | | | |
| 141820-042-12 | 42,4 | QS-89 | 472 / QS-11 | 472 | 8 |

Passer til MOD 0305 forbinderer
International Design Model Protection

SELL OUT Kun så længe lager haves.



d line
HANDRAIL SYSTEM

Dansk design af *Knud Holscher.*

“Attituden i det ekspressive og minimalistiske design i rustfrit stål er helt gennemført i d line gelændersystem. Det er en gruppe produkter, der er smukke og funktionelle i brug og samtidig nemme at installere, ændre på eller reparere. d line gelændersystem kan tilpasses den mest udfordrende arkitektur uden at gå på kompromis med det æstetiske.”



Tjek d line kataloget på
<https://q-ne.ws/DLine23>



reddot



Q-railing



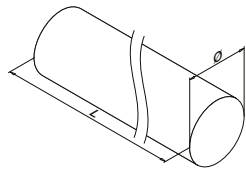
BENDYWOOD

NATURAIL

Find alle oplysninger
om træ online:



[https://q-ne.ws/
Wood23](https://q-ne.ws/Wood23)

**MOD 0990**

| Bøg | Ubehandlet træ | |
|------------------|----------------|-----------|
| INDOOR | Ø | |
| 170990-042-36-39 | 42,0 | L = 3,6 m |
| 170990-042-66-39 | 42,0 | L = 6,6 m |

PREFIX

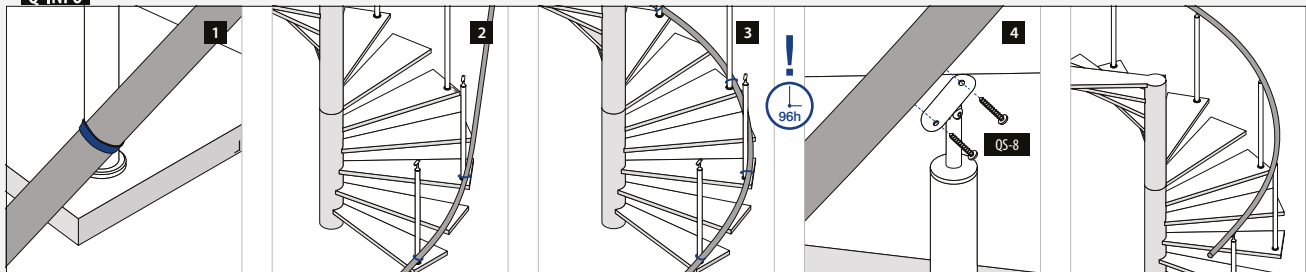


Se venligst installationsanvisningerne, der fulgte med produktet.
Træ er et naturligt produkt. Farven kan varieres.

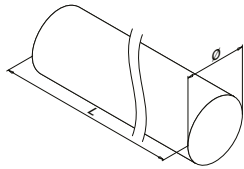
Q-INFO**Q-INFO**

Ø 42 R_{min} : 840 mm

Hvis delene forbliver i deres forpakning, kan de tilpasses inden for fire måneder efter leveringstidspunktet.

Q-INFO

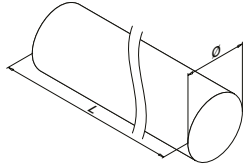
Træhåndlister rundstok



MOD 0950

| | | |
|------------------|----------------|-----------|
| Bøg | Ubehandlet træ | |
| INDOOR | Ø | |
| 170950-042-25-39 | 42,0 | L = 2,5 m |

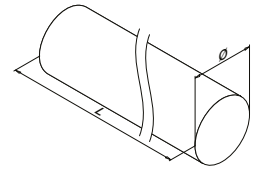
PREFIX



MOD 0950

| | | |
|------------------|---------|-----------|
| Bøg | Lakeret | |
| INDOOR | Ø | |
| 170950-042-25-40 | 42,0 | L = 2,5 m |

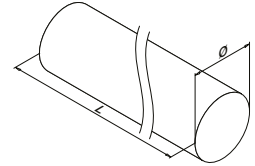
PREFIX



MOD 0950

| | | |
|------------------|---------|-----------|
| Eg | Lakeret | |
| INDOOR | Ø | |
| 170950-042-25-43 | 42,0 | L = 2,5 m |

PREFIX



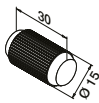
MOD 0950

| | | |
|------------------|----------------|-----------|
| Kambala | Ubehandlet træ | |
| OUTDOOR | Ø | |
| 170950-042-25-47 | 42,0 | L = 2,5 m |

PREFIX

Tilbehør

Dyvler

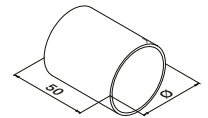



MOD 0203

| | | |
|---------------|--------|----|
| Træ | | |
| INDOOR | QS | |
| 200203 | QS-512 | 50 |

Håndlister

Forbindere



MOD 0793

| | | |
|----------------|---------|--------------|
| 304 | Børstet | |
| INDOOR | Ø | |
| 170793-042 | 42,0 | QS-7 471 2 |
| 316 | Børstet | |
| OUTDOOR | | |
| 180793-042 | 42,0 | QS-50 471 2 |



Q-INFO | MOD 0950

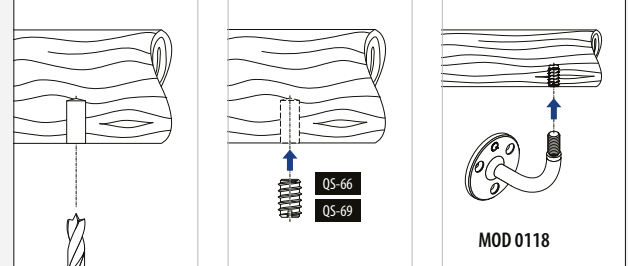
PREFIX



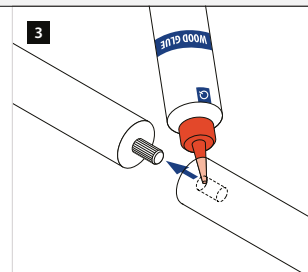
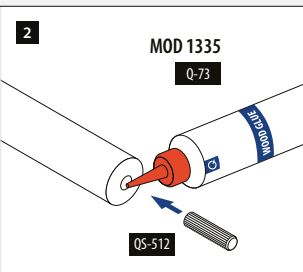
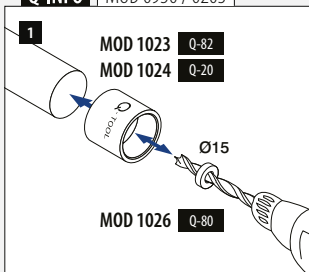
Q-INFO

Træ er et naturligt produkt. Farven kan variere.

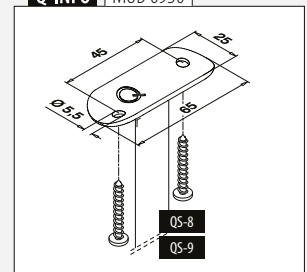
Q-INFO | MOD 0950



Q-INFO | MOD 0950 / 0203



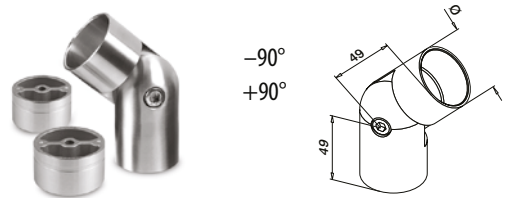
Q-INFO | MOD 0950





MOD 0313

| | | | | |
|----------------|---------|-------|-----|---|
| 316 | Børstet | | | |
| OUTDOOR | Ø | | | |
| 180313-042 | 42,0 | QS-50 | 471 | 2 |



MOD 0308

| | | | | |
|---------------|---------|------|-----|---|
| 304 | Børstet | | | |
| INDOOR | Ø | | | |
| 170308-042 | 42,0 | QS-7 | 471 | 2 |



Adapter



MOD 0301

| | | | | |
|---------------|---------|------|-----|---|
| 304 | Børstet | | | |
| INDOOR | Ø | | | |
| 170301-042 | 42,0 | QS-7 | 471 | 2 |

| | | | | |
|----------------|---------|-------|-----|---|
| 316 | Børstet | | | |
| OUTDOOR | Ø | | | |
| 180301-042 | 42,0 | QS-50 | 471 | 2 |



Passer ikke til MOD 0710, 0810 og 4710 håndlistestøtter.



MOD 0792

| | | | | |
|---------------|-------|------|-----|---|
| 304 | Rå | | | |
| INDOOR | For Ø | | | |
| 170792-042 | 42,0 | QS-7 | 471 | 2 |

| | | | | |
|----------------|------|-------|-----|---|
| 316 | Rå | | | |
| OUTDOOR | Ø | | | |
| 180792-042 | 42,0 | QS-50 | 471 | 2 |



Endekapper



MOD 0732

| | | | | |
|---------------|---------|------|-----|---|
| 304 | Børstet | | | |
| INDOOR | Ø | | | |
| 170732-042 | 42,0 | QS-7 | 471 | 2 |

| | | | | |
|----------------|---------|-------|-----|---|
| 316 | Børstet | | | |
| OUTDOOR | Ø | | | |
| 180732-042 | 42,0 | QS-50 | 471 | 2 |

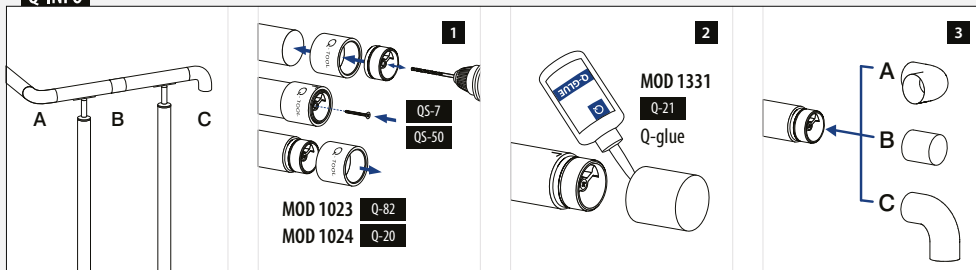


MOD 0739

| | | | | |
|---------------|---------|------|-----|---|
| 304 | Børstet | | | |
| INDOOR | Ø | | | |
| 170739-042 | 42,0 | QS-7 | 471 | 2 |



Q-INFO





Find alle oplysninger om
glasfyldninger online:



g-ne.ws/Infills23

Q-GLASS

FYLDNINGER - GLAS

Bestil glas, samtidig med at du bestiller
resten af dit stolpegelænder

Specialfremstillet glas

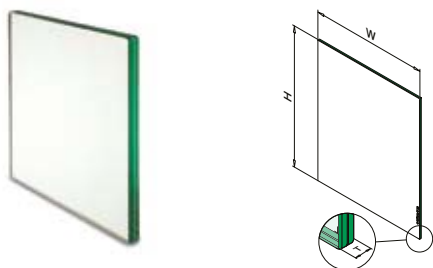
- Fra 6 mm monolitisk glas til 21,52 mm hærdet, lamineret glas
- Valgfri farve eller SentryGlas® folie
- Radiushjørner og polerede kanter på bestilling
- Valgfri for-borede huller

Glas fra lager

- Straks-levering
- Hærdet, lamineret glas
- 8,76 mm, 6 bredder
- Lige, runde og poleret kanter
- Afrundede hjørner

■ CE-mærkede ■ Høj kvalitet ■ Hurtig levering ■ Konkurrencedygtige priser og gennemskuelige tilbud ■ Nem bestilling

Q-GLASS (Hærdet/Lamineret)



MOD 5009

| Sikkerhedsglas | | Hærdet/lamineret | |
|----------------|-----|------------------|------|
| OUTDOOR | H | W | T |
| 195009-070-08 | 800 | 700 | 8,76 |
| 195009-080-08 | 800 | 800 | 8,76 |
| 195009-090-08 | 800 | 900 | 8,76 |
| 195009-095-08 | 800 | 950 | 8,76 |
| 195009-100-08 | 800 | 1000 | 8,76 |
| 195009-150-08 | 800 | 1500 | 8,76 |



Q-glass er altid på lager.

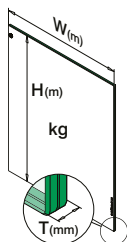
Q-INFO

Beregning

$$H (m) \times W (m) \times 2,5 \times 8 = \text{kg}$$

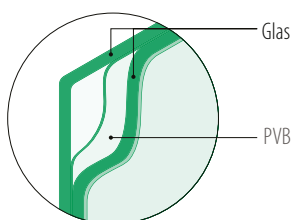
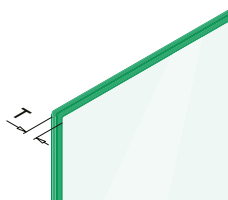
Eksempel





| H | W | Tg |
|---|-------|------|
| 0,8 m | 1,0 m | 8 mm |
| $0,8 \times 1,0 \times 2,5 \times 8 = 16,00 \text{ kg}$ | | |



Q-INFO

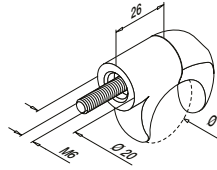
Lamineret sikkerhedsglas



-  Lige kanter
-  Runde kanter
-  Poleret kanter
-  Afrundede hjørner

Greb

Til fladt rør



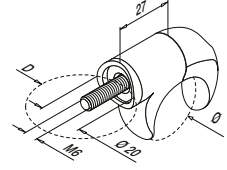
MOD 0860

| 304 | | Børstet | |
|------------|----|---------|---|
| INDOOR | | Ø | |
| 130860-000 | 30 | | 2 |
| 316 | | Børstet | |
| OUTDOOR | | | |
| 140860-000 | 30 | | 2 |



International Design Model Protection

Til rundt rør



MOD 0860

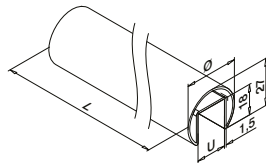
| 304 | | Børstet | | |
|------------|------|---------|---|---|
| INDOOR | | D | Ø | |
| 130860-042 | 42,4 | 30 | | 2 |
| 316 | | Børstet | | |
| OUTDOOR | | | | |
| 140860-042 | 42,4 | 30 | | 2 |
| 140860-048 | 48,3 | 30 | | 2 |

SELL OUT



International Design Model Protection

Glasramme system

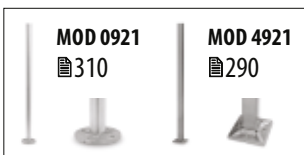


MOD 6930

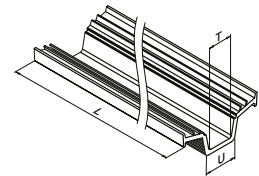

| 304 | | Børstet | | |
|--------------|----|---------|----|-----------|
| INDOOR | | Ø | U | |
| 136930-25-12 | 30 | | 14 | L = 2,5 m |
| 136930-50-12 | 30 | | 14 | L = 5 m |
| 316 | | Børstet | | |
| OUTDOOR | | | | |
| 146930-25-12 | 30 | | 14 | L = 2,5 m |
| 146930-50-12 | 30 | | 14 | L = 5 m |

SELL OUT

SELL OUT



Glass Wing® glas-gummisæt



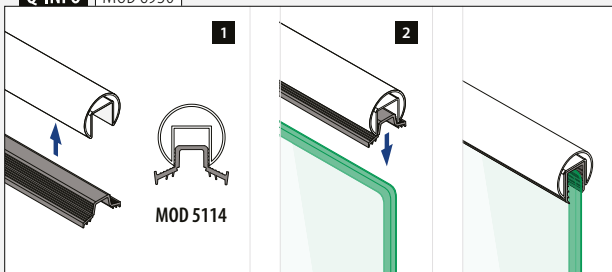
MOD 5114

| Tilbehør | | | | |
|--------------------|----|-------------|----|---------|
| Til hærdet glas | | U | T | |
| 205114-050-08 | 14 | | 8 | L = 5 m |
| 205114-050-10 | 14 | | 10 | L = 5 m |
| Til lamineret glas | | | | |
| 205114-050-08 | 14 | 8,76 - 9,52 | | L = 5 m |
| 205114-050-10 | 14 | 10,76 | | L = 5 m |

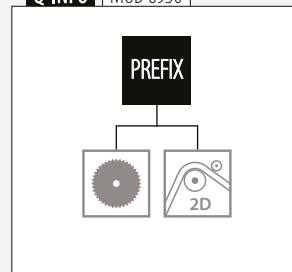
International Design Model Protection

SELL OUT Kun så længe lager haves.

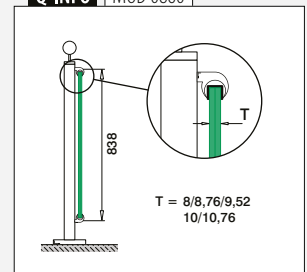
Q-INFO | MOD 6930



Q-INFO | MOD 6930



Q-INFO | MOD 0860



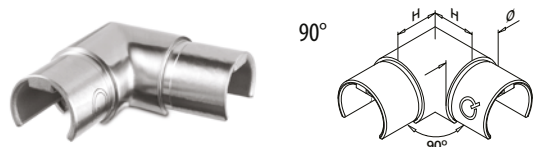


Forbinderer



MOD 6793

| 304 | | Børstet | | |
|---------------|-----------|---------|--|---|
| INDOOR | Til rør Ø | | | |
| 136793-030-12 | 30 x 1,5 | | | 2 |
| 316 | | Børstet | | |
| OUTDOOR | Til rør Ø | | | |
| 146793-030-12 | 30 x 1,5 | | | 2 |



MOD 6333


| 304 | | Børstet | | |
|-----------|-----------|---------|--|---|
| INDOOR | Til rør Ø | H | | |
| 136333-12 | 30 x 1,5 | 25 | | 2 |
| 316 | | Børstet | | |
| OUTDOOR | Til rør Ø | H | | |
| 146333-12 | 30 x 1,5 | 25 | | 2 |



Håndlister

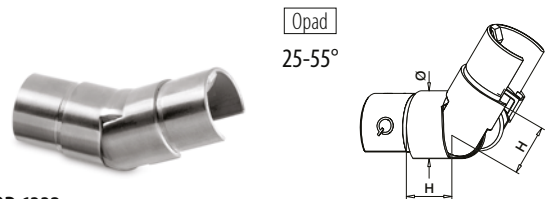
Forbinderer

Justerbar



MOD 6332

| 316 | | Børstet | | |
|--------------|-----------|---------|--|---|
| OUTDOOR | Til rør Ø | H | | |
| 146332-02-12 | 30 x 1,5 | 25 | | 2 |



MOD 6332

| 316 | | Børstet | | |
|--------------|-----------|---------|--|---|
| OUTDOOR | Til rør Ø | H | | |
| 146332-01-12 | 30 x 1,5 | 25 | | 2 |



Håndlister

Endekapper



MOD 6733

| 304 | | Børstet | | |
|---------------|-----------|---------|--|---|
| INDOOR | Til rør Ø | | | |
| 136733-030-12 | 30 x 1,5 | | | 2 |
| 316 | | Børstet | | |
| OUTDOOR | Til rør Ø | | | |
| 146733-030-12 | 30 x 1,5 | | | 2 |



Find alle oplysninger om
fyldninger med rør og
stænger online:



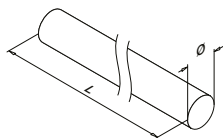
q-ne.ws/Infills23

FYLDNINGER - STÆNGER OG RØR

Fyldninger

Stænger

Q-TUBE



MOD 1910

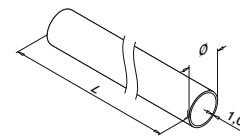
| 304 Børstet | | | |
|--------------------|----|-----------|--|
| INDOOR | Ø | | |
| 131910-012-25-12 | 12 | L = 2,5 m | |
| 131910-012-50-12 | 12 | L = 5 m | |
| 316 Børstet | | | |
| OUTDOOR | | | |
| 141910-012-25-12 | 12 | L = 2,5 m | |
| 141910-012-50-12 | 12 | L = 5 m | |
| 316 Poleret | | | |
| OUTDOOR | | | |
| 141910-012-50-10 | 12 | L = 5 m | |



Fyldninger

Rør

Q-TUBE



MOD 1900

| 304 Børstet | | | |
|--------------------|----|-----------|--|
| INDOOR | Ø | | |
| 131900-112-25-12 | 12 | L = 2,5 m | |
| 131900-112-50-12 | 12 | L = 5 m | |
| 304 Børstet | | | |
| INDOOR | | | |
| 131900-016-50-12 | 16 | L = 5 m | |
| 316 Børstet | | | |
| OUTDOOR | | | |
| 141900-016-50-12 | 16 | L = 5 m | |



Fyldninger

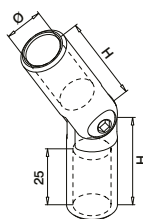
Forbinderer

Justerbar



Til stang

-90°
+90°

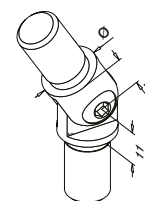


MOD 1312

| 304 Børstet | | | |
|--------------------|----|----|---|
| INDOOR | Ø | H | |
| 131312-012-12 | 12 | 36 | 6 |
| 316 Børstet | | | |
| OUTDOOR | | | |
| 141312-012-12 | 12 | 36 | 6 |



-90°
+90°



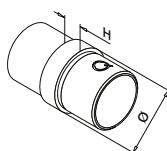
MOD 1302

| 304 Børstet | | | |
|--------------------|-----------|--|---|
| INDOOR | Til rør Ø | | |
| 131302-016-12 | 16 x 1,0 | | 6 |
| 316 Børstet | | | |
| OUTDOOR | | | |
| 141302-016-12 | 16 x 1,0 | | 6 |



Fyldninger

Forbinderer

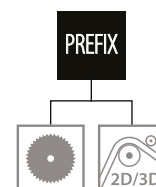


MOD 1790

| 304 Børstet | | | |
|--------------------|-----------|---|---|
| INDOOR | Til rør Ø | H | |
| 131790-112-12 | 12 x 1,0 | 5 | 4 |
| 131790-016-12 | 16 x 1,0 | 6 | 4 |
| 316 Børstet | | | |
| OUTDOOR | | | |
| 141790-016-12 | 16 x 1,0 | 6 | 4 |



Q-INFO | MOD 1910 / 1900

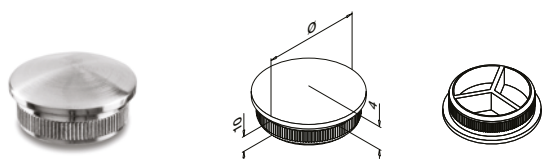


Endekapper



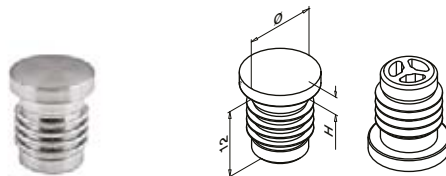
MOD 1729

| 304 | | Børstet | | |
|---------------|-----------------------|---------|---|--|
| INDOOR | Til rør \varnothing | H | | |
| 131729-016-12 | 16,0 x 1,0 | 4 | 2 | |
| 316 | | Børstet | | |
| OUTDOOR | | | | |
| 141729-016-12 | 16,0 x 1,0 | 4 | 2 | |



MOD 1759 - EASY HIT®

| 304 | | Børstet | | |
|---------------|-----------------------|---------|--|--|
| INDOOR | Til rør \varnothing | | | |
| 131759-112-12 | 12 x 1,0 | 4 | | |
| 316 | | Børstet | | |
| OUTDOOR | | | | |
| 141759-112-12 | 12 x 1,0 | 4 | | |



MOD 1759 - EASY HIT®

| Plastik | | Rustfrit stål effekt | | |
|------------|-----------------------|----------------------|---|--|
| INDOOR | Til rør \varnothing | H | | |
| 151759-112 | 12 x 1,0 | 3 | 4 | |
| 151759-016 | 16 x 1,0 | 4 | 4 | |

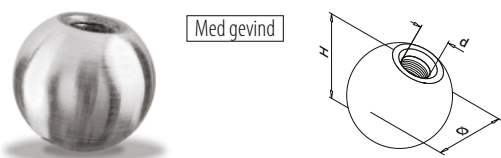


MOD 0735

| 304 | | Børstet | | |
|---------------|---------------|----------|---|--|
| INDOOR | \varnothing | | | |
| 130735-012-12 | 12 | QS-5 471 | 4 | |
| 316 | | Børstet | | |
| OUTDOOR | | | | |
| 140735-012-12 | 12 | QS-6 471 | 4 | |



Slut fittings



MOD 0220

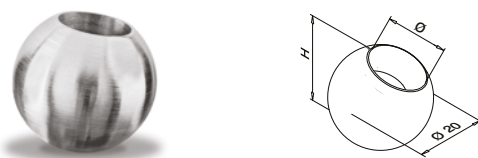
| 304 | | Børstet | | | |
|------------|---------------|----------|----|---|--|
| INDOOR | \varnothing | H | d | | |
| 130220-020 | 20 | ca. 18,5 | M6 | 6 | |
| 130220-025 | 25 | ca. 23,5 | M8 | 6 | |
| 130220-030 | 30 | ca. 28,5 | M8 | 6 | |
| 130220-050 | 50 | ca. 48,5 | M8 | 2 | |

SELL OUT

| 316 | | Børstet | | | |
|------------|----|----------|----|---|--|
| OUTDOOR | | | | | |
| 140220-020 | 20 | ca. 18,5 | M6 | 6 | |
| 140220-025 | 25 | ca. 23,5 | M8 | 6 | |
| 140220-040 | 40 | ca. 38,5 | M8 | 2 | |

SELL OUT

SELL OUT

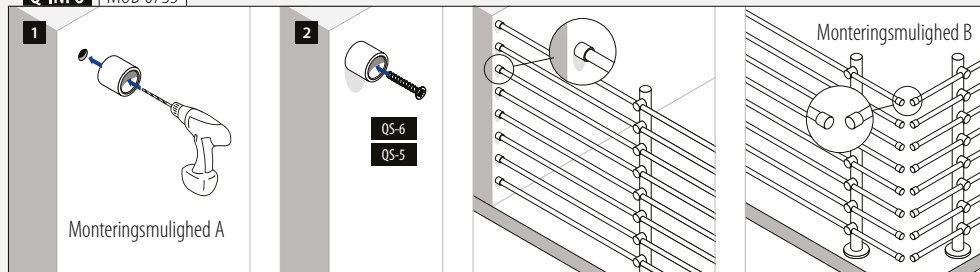


MOD 1221

| 304 | | Børstet | | |
|------------|---------------|----------|---|--|
| INDOOR | \varnothing | H | | |
| 131221-012 | 12 | ca. 17,5 | 6 | |
| 316 | | Børstet | | |
| OUTDOOR | | | | |
| 141221-012 | 12 | ca. 17,5 | 6 | |



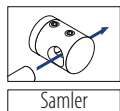
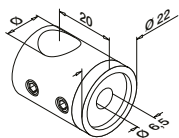
Q-INFO | MOD 0735



SELL OUT Kun så længe lager haves.

Tværstangholder

Til fladt rør



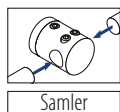
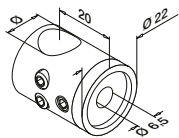
Samler

MOD 0830

| 304 | | Børstet | |
|---------------|----|---------|-------|
| INDOOR | | Ø | |
| 130830-000-12 | 12 | QS-15 | 472 4 |
| 316 | | Børstet | |
| OUTDOOR | | Ø | |
| 140830-000-12 | 12 | QS-16 | 472 4 |



Til fladt rør



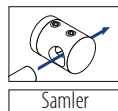
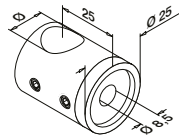
Samler

MOD 0831

| 304 | | Børstet | |
|---------------|----|---------|-------|
| INDOOR | | Ø | |
| 130831-000-12 | 12 | QS-15 | 472 4 |
| 316 | | Børstet | |
| OUTDOOR | | Ø | |
| 140831-000-12 | 12 | QS-16 | 472 4 |



Til fladt rør



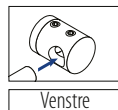
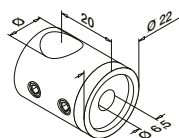
Samler

MOD 0840

| 304 | | Børstet | |
|---------------|----|---------|-------|
| INDOOR | | Ø | |
| 130840-000-12 | 16 | QS-19 | 472 4 |



Til fladt rør



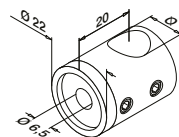
Venstre

MOD 0832

| 304 | | Børstet | |
|---------------|----|---------|-------|
| INDOOR | | Ø | |
| 130832-000-12 | 12 | QS-15 | 472 4 |
| 316 | | Børstet | |
| OUTDOOR | | Ø | |
| 140832-000-12 | 12 | QS-16 | 472 4 |



Til fladt rør



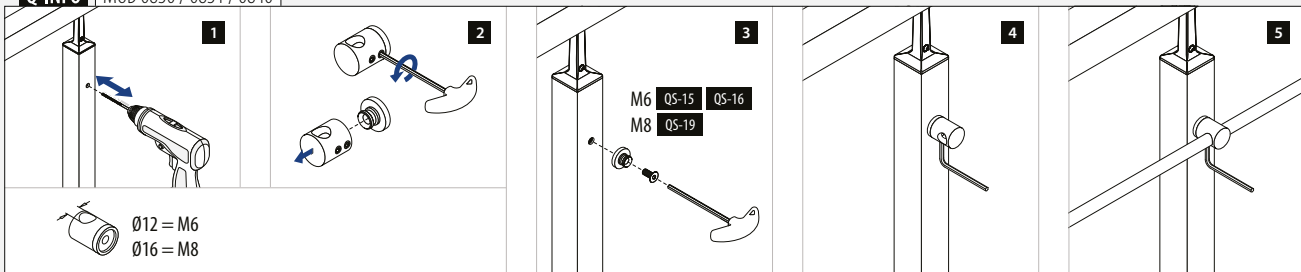
Højre

MOD 0833

| 304 | | Børstet | |
|---------------|----|---------|-------|
| INDOOR | | Ø | |
| 130833-000-12 | 12 | QS-15 | 472 4 |
| 316 | | Børstet | |
| OUTDOOR | | Ø | |
| 140833-000-12 | 12 | QS-16 | 472 4 |

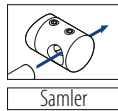
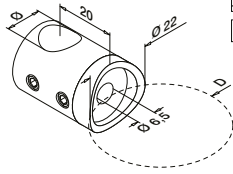


Q-INFO MOD 0830 / 0831 / 0840



Tværstangholder

Til rundt rør



MOD 0830

304 Børstet

INDOOR

| SELL OUT | INDOOR | D | Ø | Q | 472 | 4 |
|----------|---------------|------|----|-------|-----|---|
| | 130830-033-12 | 33,7 | 12 | QS-15 | 472 | 4 |
| | 130830-042-12 | 42,4 | 12 | QS-15 | 472 | 4 |
| | 130830-048-12 | 48,3 | 12 | QS-15 | 472 | 4 |

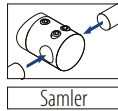
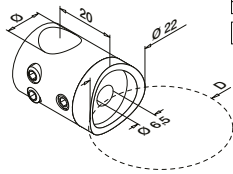
316 Børstet

OUTDOOR

| | | | | | | |
|--|---------------|------|----|-------|-----|---|
| | 140830-042-12 | 42,4 | 12 | QS-16 | 472 | 4 |
| | 140830-048-12 | 48,3 | 12 | QS-16 | 472 | 4 |



Til rundt rør



MOD 0831

304 Børstet

INDOOR

| SELL OUT | INDOOR | D | Ø | Q | 472 | 4 |
|----------|---------------|------|----|-------|-----|---|
| | 130831-033-12 | 33,7 | 12 | QS-15 | 472 | 4 |
| | 130831-042-12 | 42,4 | 12 | QS-15 | 472 | 4 |
| | 130831-048-12 | 48,3 | 12 | QS-15 | 472 | 4 |

316 Børstet

OUTDOOR

| | | | | | | |
|--|---------------|------|----|-------|-----|---|
| | 140831-042-12 | 42,4 | 12 | QS-16 | 472 | 4 |
| | 140831-048-12 | 48,3 | 12 | QS-16 | 472 | 4 |

316 Poleret

OUTDOOR

| | | | | | | |
|--|---------------|------|----|-------|-----|---|
| | 140831-042-10 | 42,4 | 12 | QS-16 | 472 | 4 |
|--|---------------|------|----|-------|-----|---|




MOD 1910
392



MOD 1900
392

Q-INFO | 304 | 316

10



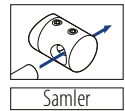
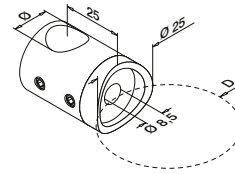
Poleret

12



Børstet

Til rundt rør



MOD 0840

304 Børstet

INDOOR

| SELL OUT | INDOOR | D | Ø | Q | 472 | 4 |
|----------|---------------|------|----|-------|-----|---|
| | 130840-042-12 | 42,4 | 16 | QS-19 | 472 | 4 |

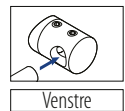
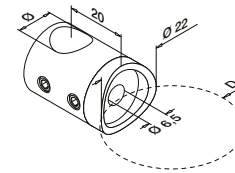
316 Børstet

OUTDOOR

| | | | | | | |
|--|---------------|------|----|-------|-----|---|
| | 140840-042-12 | 42,4 | 16 | QS-20 | 472 | 4 |
| | 140840-048-12 | 48,3 | 16 | QS-20 | 472 | 4 |



Til rundt rør



MOD 0832

304 Børstet

INDOOR

| SELL OUT | INDOOR | D | Ø | Q | 472 | 4 |
|----------|---------------|------|----|-------|-----|---|
| | 130832-033-12 | 33,7 | 12 | QS-15 | 472 | 4 |
| | 130832-042-12 | 42,4 | 12 | QS-15 | 472 | 4 |
| | 130832-048-12 | 48,3 | 12 | QS-15 | 472 | 4 |

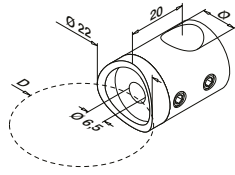
316 Børstet

OUTDOOR

| | | | | | | |
|--|---------------|------|----|-------|-----|---|
| | 140832-042-12 | 42,4 | 12 | QS-16 | 472 | 4 |
|--|---------------|------|----|-------|-----|---|



Til rundt rør



MOD 0833

304 Børstet

INDOOR

| SELL OUT | INDOOR | D | Ø | Q | 472 | 4 |
|----------|---------------|------|----|-------|-----|---|
| | 130833-033-12 | 33,7 | 12 | QS-15 | 472 | 4 |
| | 130833-042-12 | 42,4 | 12 | QS-15 | 472 | 4 |
| | 130833-048-12 | 48,3 | 12 | QS-15 | 472 | 4 |

316 Børstet

OUTDOOR

| | | | | | | |
|--|---------------|------|----|-------|-----|---|
| | 140833-042-12 | 42,4 | 12 | QS-16 | 472 | 4 |
|--|---------------|------|----|-------|-----|---|

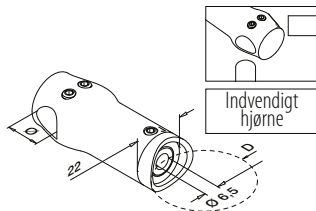


SELL OUT Kun så længe lager haves.

Fyldninger

Tværstangholder

Til rundt rør



MOD 0834

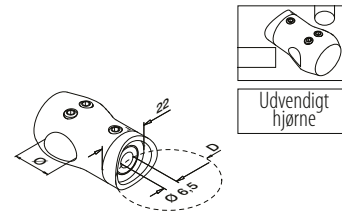
| 304 | | Børstet | | |
|---------------|------|---------|-------|-------|
| INDOOR | D | Ø | | |
| 130834-042-12 | 42,4 | 12 | QS-15 | 472 4 |
| 130834-048-12 | 48,3 | 12 | QS-15 | 472 4 |
| 316 | | Børstet | | |
| OUTDOOR | D | Ø | | |
| 140834-042-12 | 42,4 | 12 | QS-16 | 472 4 |
| 140834-048-12 | 48,3 | 12 | QS-16 | 472 4 |

SELL OUT



International Design Model Protection

Til rundt rør



MOD 0839

| 304 | | Børstet | | |
|---------------|------|---------|-------|-------|
| INDOOR | D | Ø | | |
| 130839-042-12 | 42,4 | 12 | QS-15 | 472 4 |
| 130839-048-12 | 48,3 | 12 | QS-15 | 472 4 |
| 316 | | Børstet | | |
| OUTDOOR | D | Ø | | |
| 140839-042-12 | 42,4 | 12 | QS-16 | 472 4 |
| 140839-048-12 | 48,3 | 12 | QS-16 | 472 4 |

SELL OUT

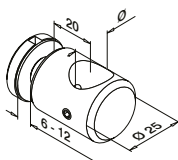


International Design Model Protection

Fyldninger

Glasadaptere

Ø 25 mm



MOD 0755

| 304 | | Børstet | |
|-----------|----|---------|---|
| INDOOR | Ø | | |
| 130755-16 | 16 | | 4 |
| 316 | | Børstet | |
| OUTDOOR | Ø | | |
| 140755-12 | 12 | | 4 |

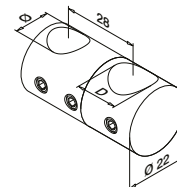
SELL OUT



Fyldninger

Tværstangholder

Stangmontering



MOD 0827

| 304 | | Børstet | | |
|------------|----|---------|--|---|
| INDOOR | D | Ø | | |
| 130827-012 | 12 | 12 | | 4 |
| 130827-016 | 16 | 12 | | 4 |

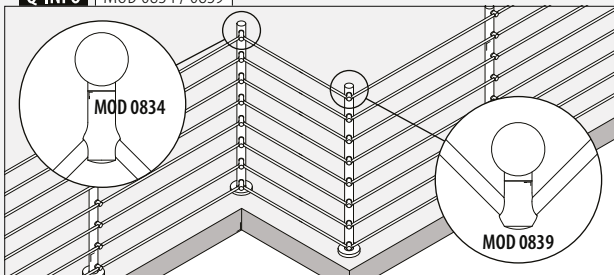


STOLPEGELÆNDSYSTEMER

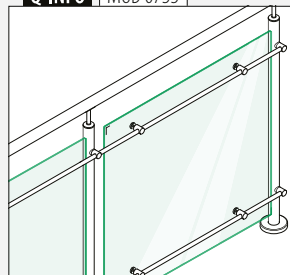
FYLDNINGER - STÆNGER OG RØR

SELL OUT Kun så længe lager haves.

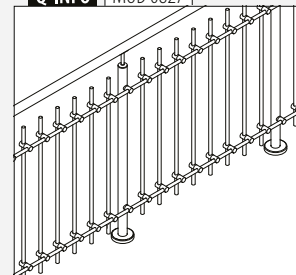
Q-INFO MOD 0834 / 0839



Q-INFO MOD 0755

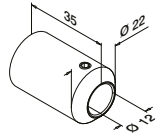


Q-INFO MOD 0827



Tværstangholder

Til fladt rør



MOD 0850

304

Børstet

INDOOR



130850-000 QS-23 472

4

316

Børstet

OUTDOOR

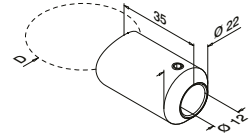
140850-000 QS-53 472

4

SELL OUT



Til rundt rør



MOD 0850

304

Børstet

INDOOR

D



130850-042 42,4 QS-23 472

4

316

Børstet

OUTDOOR

140850-042 42,4 QS-53 472

4



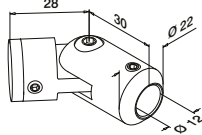
Tværstangholder

Justerbar

Til fladt rør



-90°
+90°



MOD 0855

304

Børstet

INDOOR



130855-000 QS-15 472

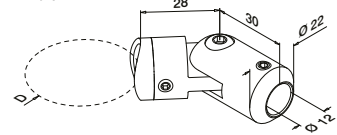
4



Til rundt rør



-90°
+90°



MOD 0855

304

Børstet

INDOOR

D

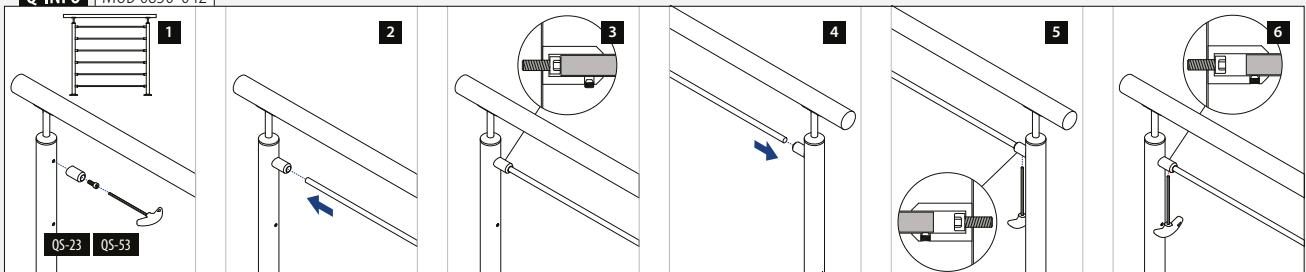


130855-042 42,4 QS-15 472

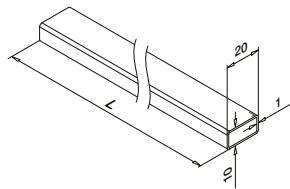

4



Q-INFO | MOD 0850-042

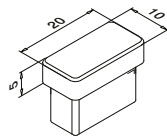






MOD 1940

| | | | |
|------------------|----------------------|---------|--|
| 304 | Børstet | | |
| INDOOR | | | |
| 131940-021-50-12 | 20 x 10 x 1,0 | L = 5 m | |
| 316 | Børstet | | |
| OUTDOOR | | | |
| 141940-021-50-12 | 20 x 10 x 1,0 | L = 5 m | |
| PREFIX | | | |

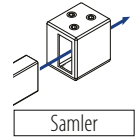
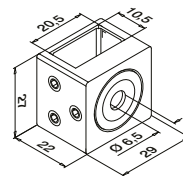


MOD 1712

| | | | |
|----------------|----------------------|-----------|--|
| 304 | Børstet | | |
| INDOOR | | | |
| 131712-021-12 | 20 x 10 x 1,0 | Til rør □ | |
| 316 | Børstet | | |
| OUTDOOR | | | |
| 141712-021-12 | 20 x 10 x 1,0 | | |
| | | | |

International Design Model Protection

Til fladt rør



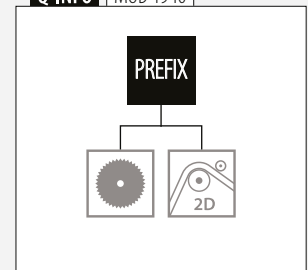
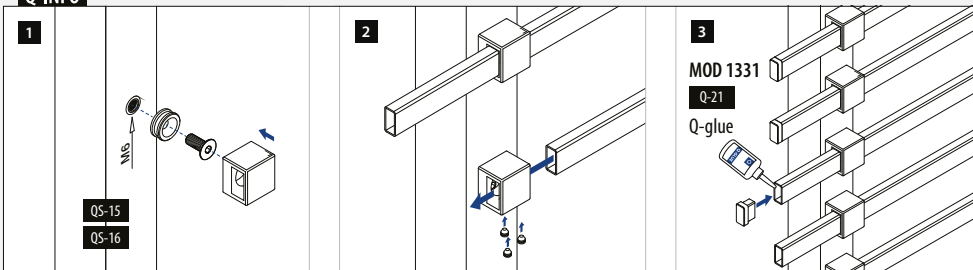
MOD 4827


| | | | |
|----------------|----------------------|-----------|-----|
| 304 | Børstet | | |
| INDOOR | | | |
| 134827-12 | 20 x 10 x 1,0 | Til rør □ | |
| | | QS-15 | 472 |
| | | | 4 |
| 316 | Børstet | | |
| OUTDOOR | | | |
| 144827-12 | 20 x 10 x 1,0 | QS-16 | 472 |
| | | | 4 |
| | | | |

International Design Model Protection

Q-INFO

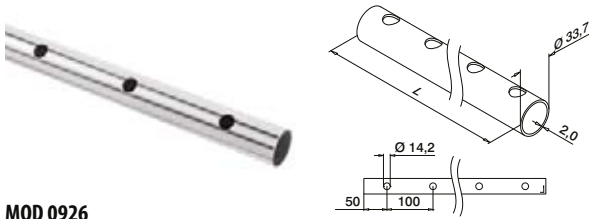
Q-INFO MOD 1940





Fyldninger

Rør til lodrette stænger (tremmelænder)




MOD 0926

| | |
|------------------|-----------|
| 316 | Børstet |
| OUTDOOR | |
| 140926-233-25-12 | L = 2,5 m |

PREFIX

Fyldninger

Adapter til lodrette stænger (tremmelænder)



MOD 0521

| | |
|-----------------|----------------------|
| Plastik | Rustfrit stål effekt |
| OUTDOOR | D |
| | |
| SELL OUT 150521 | 33,7 50 |

Fyldninger

Stænger til lodrette stænger (tremmelænder)

Q-TUBE



MOD 1910

| | |
|------------------|--------------|
| 316 | Børstet |
| OUTDOOR | Ø |
| 141910-012-25-12 | 12 L = 2,5 m |
| 141910-012-50-12 | 12 L = 5 m |

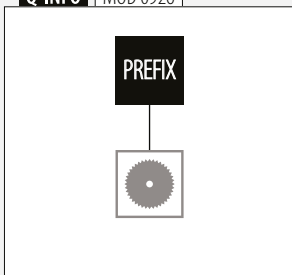
PREFIX



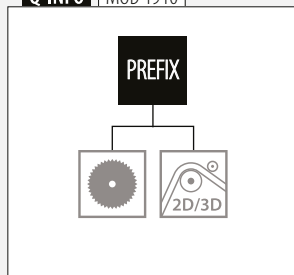
STOLPELÆNDESYSTEMER

FYLDNINGER - STÆNGER OG RØR

Q-INFO MOD 0926

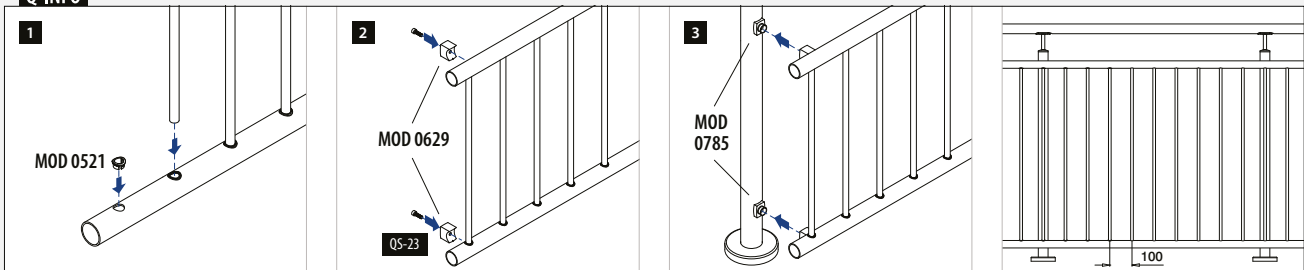


Q-INFO MOD 1910



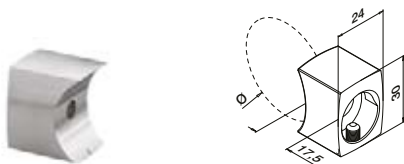
SELL OUT Kun så længe lager haves.

Q-INFO



Rør adapter

Til rundt rør



MOD 0629

| 316 | Børstet | | |
|------------|---------|-----------|---|
| OUTDOOR | Ø | | |
| 140629-033 | 33,7 | QS-53 472 | 4 |
| 140629-042 | 42,4 | QS-53 472 | 4 |

SELL OUT



International Design Model Protection

Adapter til rør adapter MOD 0629

Til fladt rør

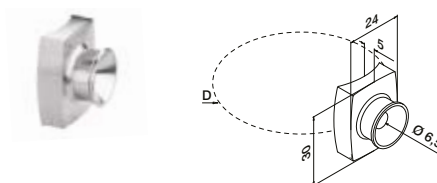


MOD 0785

| 316 | Børstet | | |
|---------------|-----------|--|---|
| OUTDOOR | | | |
| 140785-000-12 | QS-16 472 | | 4 |



Til rundt rør

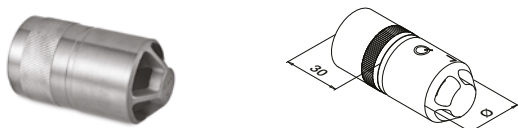


MOD 0785

| 316 | Børstet | | |
|---------------|---------|-----------|---|
| OUTDOOR | D | | |
| 140785-042-12 | 42,4 | QS-16 472 | 4 |
| 140785-048-12 | 48,3 | QS-16 472 | 4 |



Forbinderer



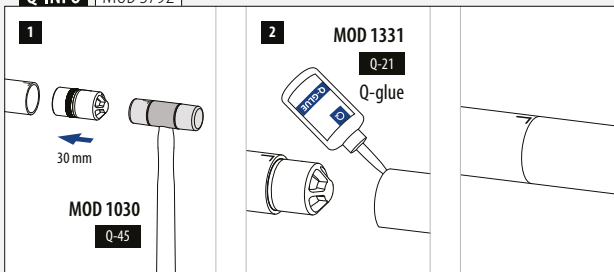
MOD 5792 - EASY HIT®

| 316 | Rå | | |
|------------|------------|--|---|
| OUTDOOR | Til rør Ø | | |
| 145792-233 | 33,7 x 2,0 | | 2 |



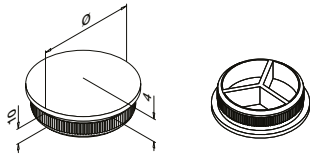
International Design Model Protection

Q-INFO | MOD 5792



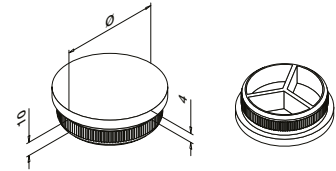
SELL OUT Kun så længe lager haves.

Endekapper



MOD 5729 - EASY HIT®

| | | | |
|----------------|------------------|--|---|
| 316 | Børstet | | |
| OUTDOOR | Til rør Ø | | |
| 145729-233-12 | 33,7 x 2,0 | | 2 |

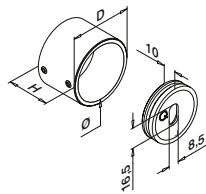


MOD 5732 - EASY HIT®

| | | | |
|----------------|------------------|--|---|
| 316 | Børstet | | |
| OUTDOOR | Til rør Ø | | |
| 145732-233-12 | 33,7 x 2,0 | | 2 |



Vægflange

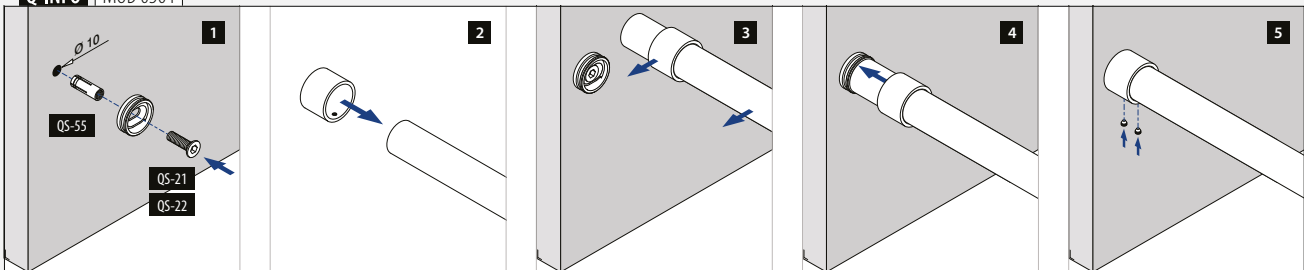


MOD 0504

| | | | | | | |
|----------------|----------|----------|----------|-------|-------------|-----|
| 316 | Børstet | | | | | |
| OUTDOOR | Ø | D | H | | | |
| 140504-033-12 | 33,7 | 41 | 30 | QS-55 | 470 / QS-22 | 472 |
| | | | | | | 2 |



Q-INFO MOD 0504





Find alle oplysninger om
kabelfyldninger online:



q-ne.ws/lnfills23

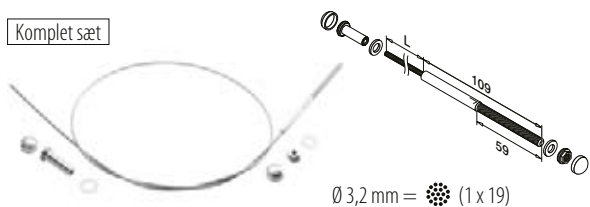
FYLDNINGER - KABEL



Fyldninger

Kabel system, 3,2 mm

Komplet sæt



Ø 3,2 mm = (1 x 19)

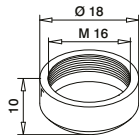
MOD 7901

| 316 Børstet | | |
|---------------|---------|------------|
| OUTDOOR | Kabel Ø | |
| 147901-003-01 | 3,2 | L = 1 m |
| 147901-003-02 | 3,2 | L = 2,5 m |
| 147901-003-05 | 3,2 | L = 5 m |
| 147901-003-07 | 3,2 | L = 7,5 m |
| 147901-003-10 | 3,2 | L = 10 m |
| 147901-003-12 | 3,2 | L = 12,5 m |
| 147901-003-20 | 3,2 | L = 20 m |

Fyldninger

Endekapper

For MOD 7240



MOD 7245

| 316 Børstet | | |
|-------------|--|---|
| OUTDOOR | | |
| 147245 | | 8 |

Fyldninger

Fast Fix værktøj

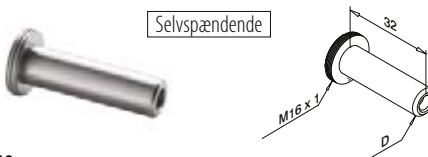


MOD 7802

| 316 Børstet | | |
|-------------|-------------|---|
| OUTDOOR | Til kabel Ø | |
| 207802-003 | 3,2 | 1 |

Fyldninger

Adapter



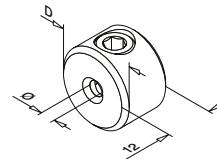
MOD 7240

| 316 Børstet | | | |
|-------------|-------------|-----|---|
| OUTDOOR | Til kabel Ø | D | |
| 147240-003 | 3,2 | 9,3 | 2 |

International Design Model Protection

Fyldninger

Kabelstopper



MOD 7400

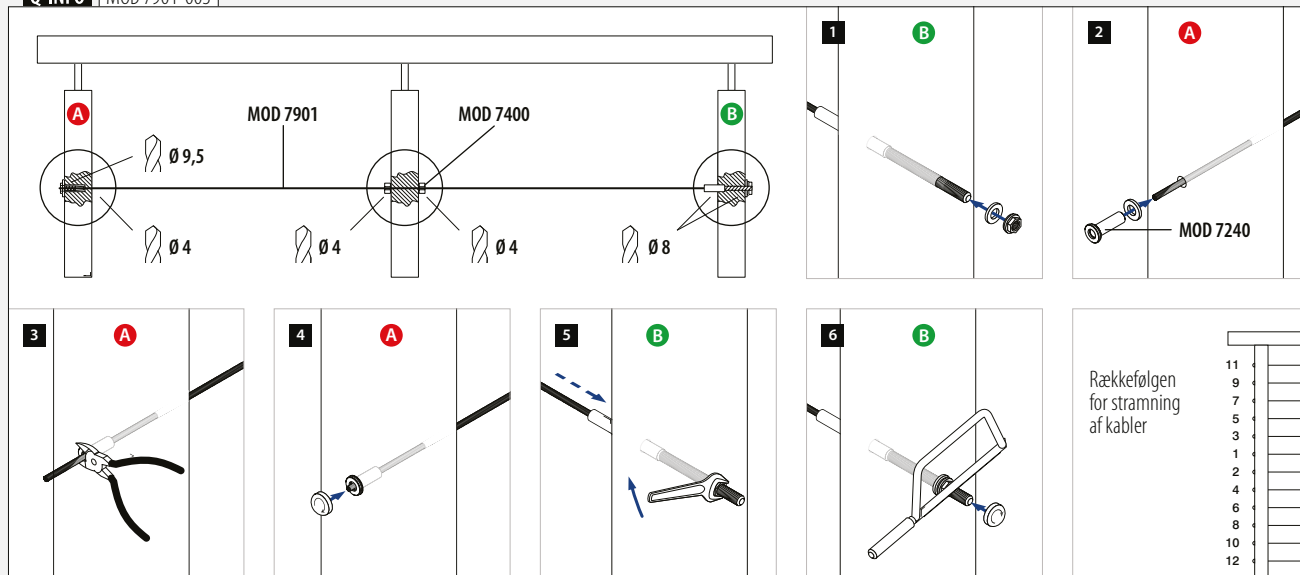
| 316 Børstet | | |
|-------------|-------------|----|
| OUTDOOR | Til kabel Ø | D |
| 147400-003 | 3,2 - 4,0 | 18 |



Q-INFO MOD 7400

Benyt altid kabelstopperne for at overføre belastningen til næste stolpe

Q-INFO MOD 7901-003



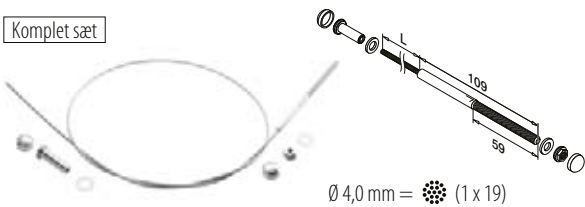
STOLPELÆNDESYSTEMER

FYLDNINGER - KABEL - FAST FIX

Fyldninger

Kabel system, 4,0 mm

Komplet sæt



Ø 4,0 mm = (1 x 19)

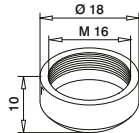
MOD 7901

| 316 Børstet | | |
|---------------|---------|------------|
| OUTDOOR | Kabel Ø | |
| 147901-004-01 | 4,0 | L = 1 m |
| 147901-004-02 | 4,0 | L = 2,5 m |
| 147901-004-05 | 4,0 | L = 5 m |
| 147901-004-07 | 4,0 | L = 7,5 m |
| 147901-004-10 | 4,0 | L = 10 m |
| 147901-004-12 | 4,0 | L = 12,5 m |
| 147901-004-20 | 4,0 | L = 20 m |

Fyldninger

Endekapper

For MOD 7240



MOD 7245

| 316 Børstet | | |
|-------------|--|---|
| OUTDOOR | | |
| 147245 | | 8 |

Fyldninger

Fast Fix værktøj



MOD 7802

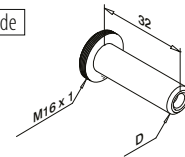
| 316 Børstet | | |
|-------------|-------------|---|
| OUTDOOR | Til kabel Ø | |
| 207802-004 | 4,0 | 1 |

Fyldninger

Adapter



Selvspændende



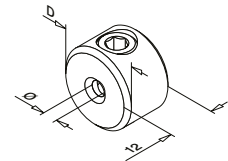
MOD 7240

| 316 Børstet | | | |
|-------------|-------------|------|---|
| OUTDOOR | Til kabel Ø | D | |
| 147240-004 | 4,0 | 11,3 | 2 |

International Design Model Protection

Fyldninger

Kabelstopper



MOD 7400


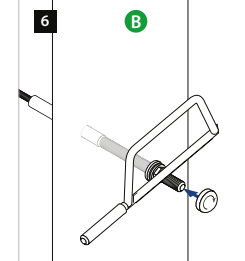
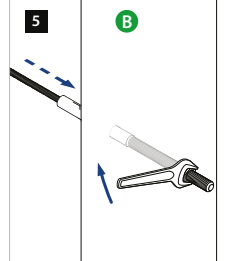
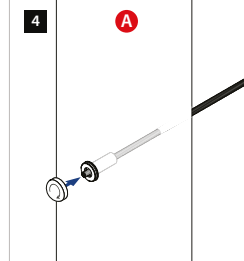
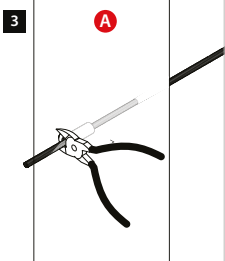
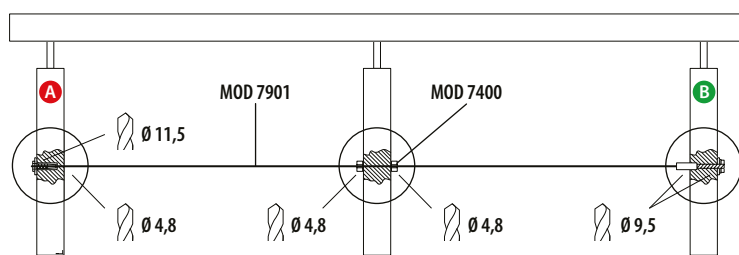
| 316 Børstet | | | |
|-------------|-------------|----|---|
| OUTDOOR | Til kabel Ø | D | |
| 147400-003 | 3,2 - 4,0 | 18 | 6 |



Q-INFO MOD 7400 / 7401

Benyt altid kabelstopperne for at overføre belastningen til næste stolpe

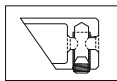
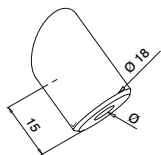
Q-INFO MOD 7901-004



Rækkefølgen for stramning af kabler

Kabelstoppere til diagonal installering

Til fladt rør



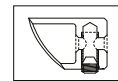
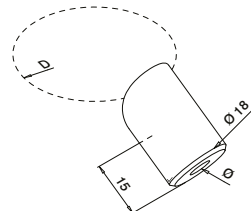
Nedad
+/- 35°

MOD 7401

| 304 | Børstet | | |
|---------------|---------|-------------|---|
| INDOOR | | Til kabel Ø | |
| 137401-000-02 | | 3,2 - 4,0 | 6 |
| 316 | Børstet | | |
| OUTDOOR | | | |
| 147401-000-02 | | 3,2 - 4,0 | 6 |



Til rundt rør



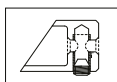
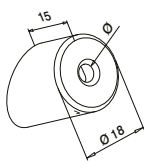
Nedad
+/- 35°

MOD 7401

| 304 | Børstet | | |
|---------------|---------|------|-------------|
| INDOOR | | D | Til kabel Ø |
| 137401-042-02 | | 42,4 | 3,2 - 4,0 |
| 316 | Børstet | | |
| OUTDOOR | | | |
| 147401-042-02 | | 42,4 | 3,2 - 4,0 |



Til fladt rør



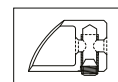
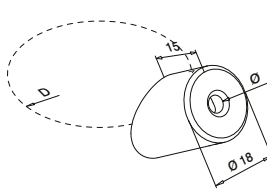
Opad
+/- 35°

MOD 7401

| 304 | Børstet | | |
|---------------|---------|-------------|---|
| INDOOR | | Til kabel Ø | |
| 137401-000-01 | | 3,2 - 4,0 | 6 |
| 316 | Børstet | | |
| OUTDOOR | | | |
| 147401-000-01 | | 3,2 - 4,0 | 6 |



Til rundt rør



Opad
+/- 35°

MOD 7401

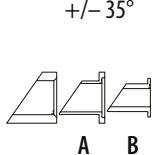
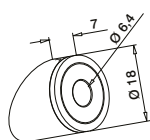
| 304 | Børstet | | |
|---------------|---------|------|-------------|
| INDOOR | | D | Til kabel Ø |
| 137401-042-01 | | 42,4 | 3,2 - 4,0 |
| 316 | Børstet | | |
| OUTDOOR | | | |
| 147401-042-01 | | 42,4 | 3,2 - 4,0 |



Adaptore til diagonal installering

Til fladt rør

Top og bund



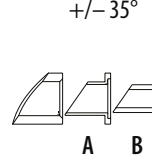
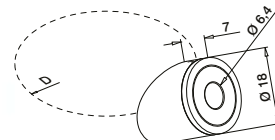
+/- 35°

MOD 7403

| 304 | Børstet | | |
|------------|---------|-------------|---|
| INDOOR | | Til kabel Ø | |
| 137403-000 | | 3,2 - 4,0 | 6 |
| 316 | Børstet | | |
| OUTDOOR | | | |
| 147403-000 | | 3,2 - 4,0 | 6 |

Til rundt rør

Top og bund



+/- 35°

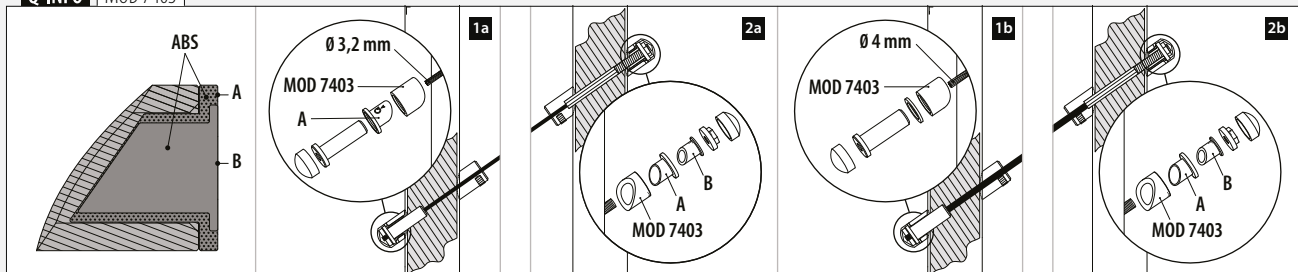
MOD 7403

| 304 | Børstet | | |
|------------|---------|------|-------------|
| INDOOR | | D | Til kabel Ø |
| 137403-042 | | 42,4 | 3,2 - 4,0 |
| 316 | Børstet | | |
| OUTDOOR | | | |
| 147403-042 | | 42,4 | 3,2 - 4,0 |

International Design Model Protection

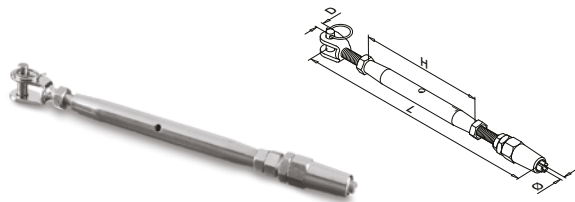
International Design Model Protection

Q-INFO | MOD 7403



Fylldninger

Terminalstrammer



MOD 7250

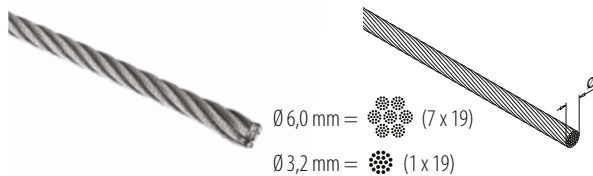
| 304 Børstet | | | | | |
|-------------|-------------|---|-----|-----------|---|
| INDOOR | Til kabel Ø | D | H | L | |
| 137250-003 | 3,2 | 5 | 90 | 155 - 230 | 2 |
| 137250-006 | 6,0 | 9 | 125 | 270 - 325 | 2 |

| 316 Børstet | | | | | |
|-------------|-----|---|-----|-----------|---|
| OUTDOOR | | | | | |
| 147250-003 | 3,2 | 5 | 90 | 155 - 230 | 2 |
| 147250-006 | 6,0 | 9 | 125 | 270 - 325 | 2 |



Fylldninger

Kabler



MOD 7900

| 304 Børstet | | |
|---------------|-----|-----------|
| INDOOR | Ø | |
| 137900-003-10 | 3,2 | L = 10 m |
| 137900-003-50 | 3,2 | L = 50 m |
| 137900-003-01 | 3,2 | L = 100 m |
| 137900-006-10 | 6,0 | L = 10 m |
| 137900-006-50 | 6,0 | L = 50 m |
| 137900-006-01 | 6,0 | L = 100 m |

| 316 Børstet | | |
|---------------|-----|-----------|
| OUTDOOR | | |
| 147900-003-10 | 3,2 | L = 10 m |
| 147900-003-50 | 3,2 | L = 50 m |
| 147900-003-01 | 3,2 | L = 100 m |
| 147900-006-10 | 6,0 | L = 10 m |
| 147900-006-50 | 6,0 | L = 50 m |
| 147900-006-01 | 6,0 | L = 100 m |

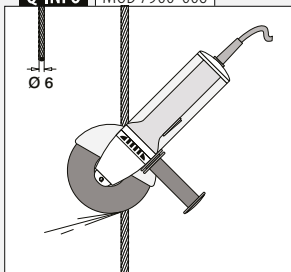
SELL OUT

Kun så længe lager haves.

Q-INFO | MOD 7400

Benyt altid kabelstopperne for at overføre belastningen til næste stolpe

Q-INFO | MOD 7900-006



Q-INFO

Kabel saks



MOD 7800
 485

Fylldninger

Terminalholder



MOD 7300

| 304 Børstet | | | | | |
|-------------|-------------|---|----|---|--|
| INDOOR | Til kabel Ø | D | L | | |
| 137300-003 | 3,2 | 5 | 50 | 2 | |
| 137300-006 | 6,0 | 9 | 97 | 2 | |

| 316 Børstet | | | | | |
|-------------|-----|---|----|---|--|
| OUTDOOR | | | | | |
| 147300-003 | 3,2 | 5 | 50 | 2 | |
| 147300-006 | 6,0 | 9 | 97 | 2 | |



Fylldninger

Øjebolt



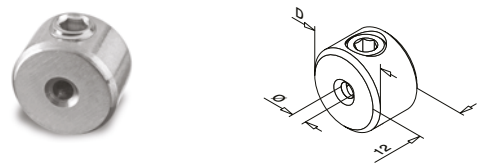
MOD 7350

| 304 Børstet | | | | | |
|-------------|-----|---|-------------|----|----|
| INDOOR | d | Ø | Til kabel Ø | L | |
| 137350-619 | M6 | 6 | 3,2 | 19 | 10 |
| 137350-130 | M10 | 9 | 6,0 | 30 | 10 |

| 316 Børstet | | | | | |
|-------------|-----|---|-----|----|----|
| OUTDOOR | | | | | |
| 147350-619 | M6 | 6 | 3,2 | 19 | 10 |
| 147350-130 | M10 | 9 | 6,0 | 30 | 10 |

Fylldninger

Kabelstopper



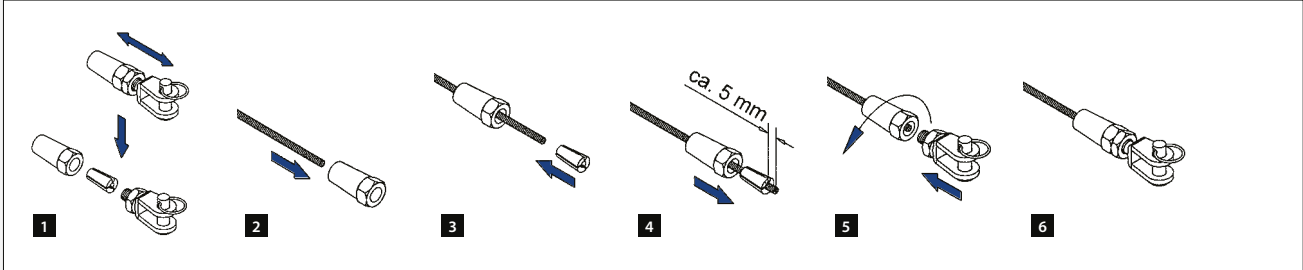
MOD 7400

| 304 Børstet | | | | |
|-------------|-------------|----|---|--|
| INDOOR | Til kabel Ø | D | | |
| 137400-003 | 3,2 | 18 | 6 | |
| 137400-006 | 6,0 | 20 | 6 | |

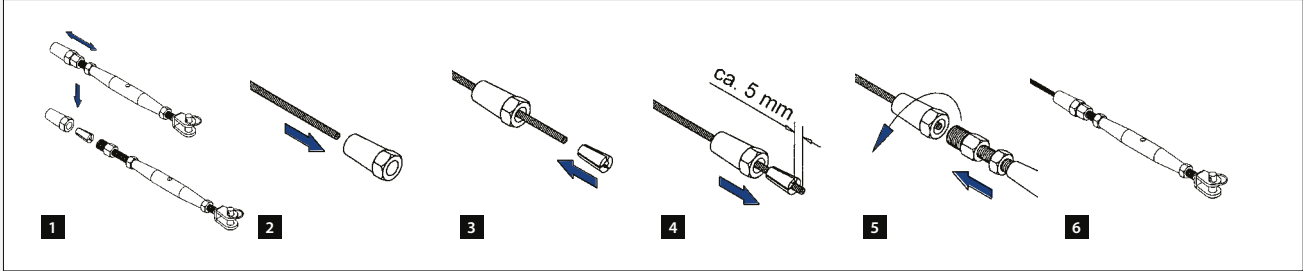
| 316 Børstet | | | | |
|-------------|-----|----|---|--|
| OUTDOOR | | | | |
| 147400-003 | 3,2 | 18 | 6 | |
| 147400-006 | 6,0 | 20 | 6 | |



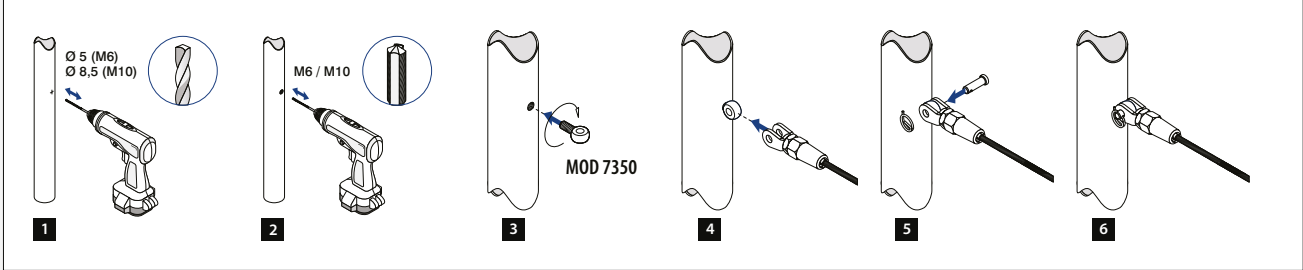
Q-INFO



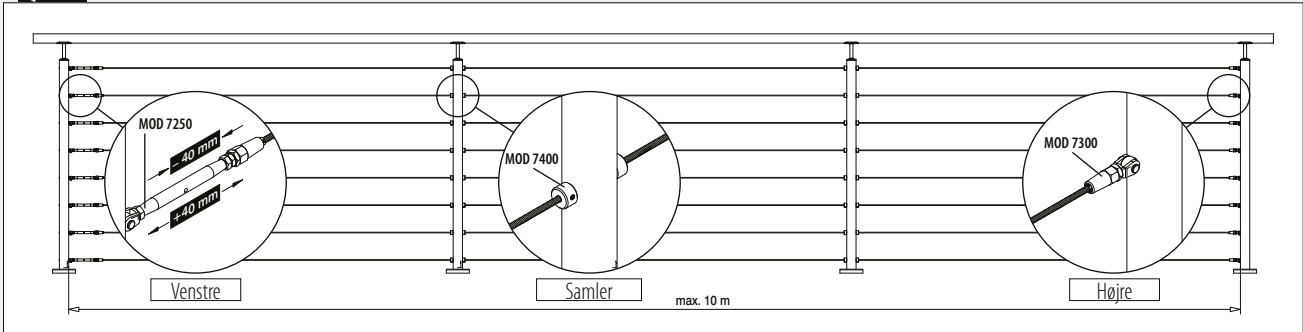
Q-INFO



Q-INFO

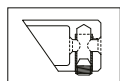
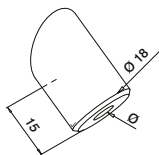


Q-INFO



Kabelstopperne til diagonal installering

Til fladt rør



Nedad

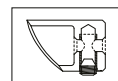
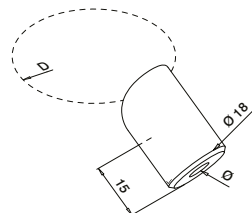
+/- 35°

MOD 7401

| 304 Børstet | | |
|---------------|-------------|---|
| INDOOR | Til kabel Ø | |
| 137401-000-02 | 3,2 | 6 |
| 316 Børstet | | |
| OUTDOOR | | |
| 147401-000-02 | 3,2 | 6 |



Til rundt rør



Nedad

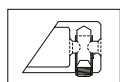
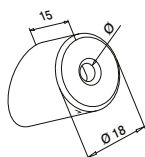
+/- 35°

MOD 7401

| 304 Børstet | | | |
|---------------|------|-------------|---|
| INDOOR | D | Til kabel Ø | |
| 137401-042-02 | 42,4 | 3,2 | 6 |
| 316 Børstet | | | |
| OUTDOOR | | | |
| 147401-042-02 | 42,4 | 3,2 | 6 |



Til fladt rør



Opad

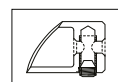
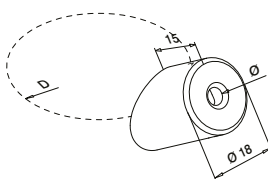
+/- 35°

MOD 7401

| 304 Børstet | | |
|---------------|-------------|---|
| INDOOR | Til kabel Ø | |
| 137401-000-01 | 3,2 | 6 |
| 316 Børstet | | |
| OUTDOOR | | |
| 147401-000-01 | 3,2 | 6 |



Til rundt rør



Opad

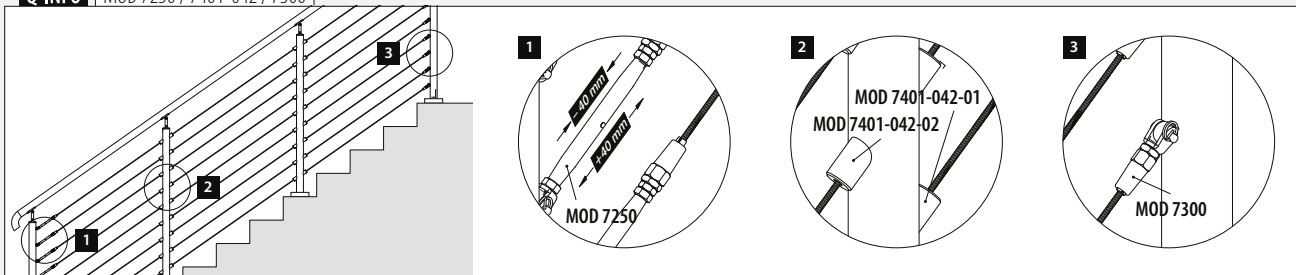
+/- 35°

MOD 7401

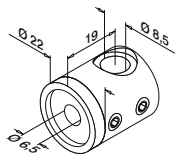
| 304 Børstet | | | |
|---------------|------|-------------|---|
| INDOOR | D | Til kabel Ø | |
| 137401-042-01 | 42,4 | 3,2 | 6 |
| 316 Børstet | | | |
| OUTDOOR | | | |
| 147401-042-01 | 42,4 | 3,2 | 6 |



Q-INFO | MOD 7250 / 7401-042 / 7300



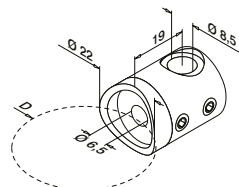
Kabelholdere



Til fladt rør
Venstre

MOD 7450

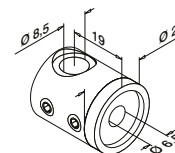
| | | | |
|---------------|-----------|--|---|
| 304 | Børstet | | |
| INDOOR | | | |
| 137450-000-01 | QS-15 472 | | 4 |



Til rundt rør
Venstre

MOD 7450

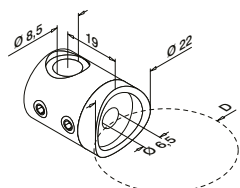
| | | | |
|---------------|----------|-----------|---|
| 304 | Børstet | | |
| INDOOR | D | | |
| 137450-042-01 | 42,4 | QS-15 472 | 4 |



Til fladt rør
Højre

MOD 7450

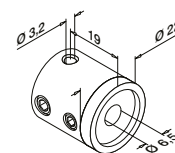

| | | | |
|---------------|-----------|--|---|
| 304 | Børstet | | |
| INDOOR | | | |
| 137450-000-02 | QS-15 472 | | 4 |



Til rundt rør
Højre

MOD 7450

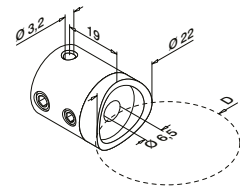
| | | | |
|---------------|----------|-----------|---|
| 304 | Børstet | | |
| INDOOR | D | | |
| 137450-042-02 | 42,4 | QS-15 472 | 4 |



Til fladt rør
Samler

MOD 7450

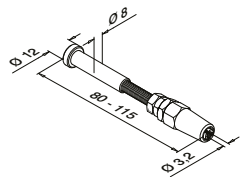
| | | | |
|---------------|-----------|--|---|
| 304 | Børstet | | |
| INDOOR | | | |
| 137450-000-00 | QS-15 472 | | 4 |



Til rundt rør
Samler

MOD 7450

| | | | |
|---------------|----------|-----------|---|
| 304 | Børstet | | |
| INDOOR | D | | |
| 137450-042-00 | 42,4 | QS-15 472 | 4 |



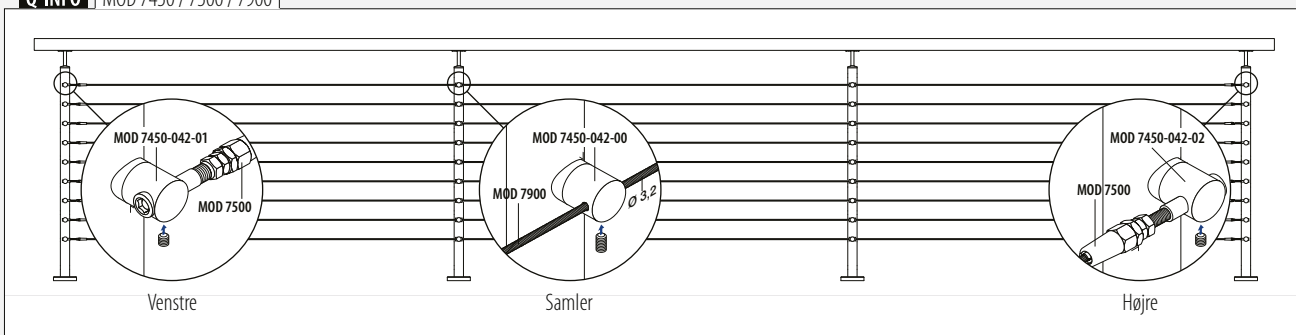
MOD 7500

| | | | |
|---------------|---------|--|---|
| 304 | Børstet | | |
| INDOOR | | | |
| 137500 | | | 4 |

| | | | |
|----------------|---------|--|---|
| 316 | Børstet | | |
| OUTDOOR | | | |
| 147500 | | | 4 |



Q-INFO | MOD 7450 / 7500 / 7900






Find alle oplysninger om
netfyldninger online:



q-ne.ws/lnfills23

FYLDNINGER - NET



Kabler



MOD 7900

| | 316 | Børstet | |
|---------------|---------|---------|-----------|
| | OUTDOOR | | |
| 147900-006-10 | 6,0 | | L = 10 m |
| 147900-006-50 | 6,0 | | L = 50 m |
| 147900-006-01 | 6,0 | | L = 100 m |

Terminalstrammer



MOD 7260

| | 316 | Børstet | | | |
|------------|---------|---------|---|-----|---------|
| | OUTDOOR | | Ø | H | L |
| 147260-006 | | | 6 | 125 | 340-360 |
| | | | | | 2 |

Adaptere

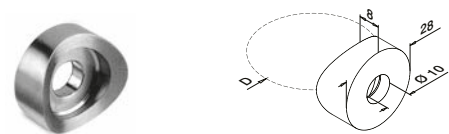
Til fladt rør



MOD 7723

| | 316 | Børstet | |
|------------|---------|---------|----|
| | OUTDOOR | | |
| 147723-000 | | | 12 |

Til rundt rør

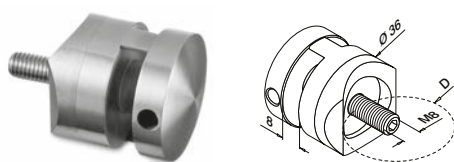


MOD 7723

| | 316 | Børstet | |
|------------|---------|---------|------|
| | OUTDOOR | | D |
| 147723-042 | | | 42,4 |
| 147723-048 | | | 48,3 |

Kabelholdere

Til rundt rør

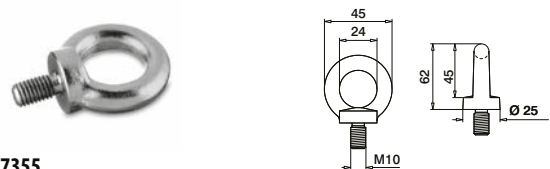


MOD 7356

| | 316 | Børstet | |
|------------|---------|---------|------|
| | OUTDOOR | | D |
| 147356-042 | | | 42,4 |



Øjebolt



MOD 7355

| | 316 | Børstet | |
|------------|---------|---------|----|
| | OUTDOOR | | |
| 147355-010 | | | 12 |

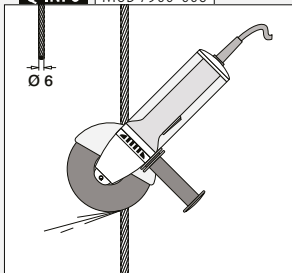
Strips



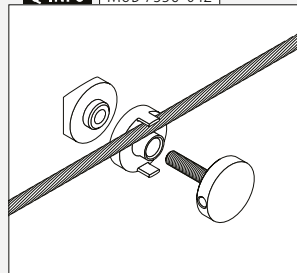
MOD 1050

| | Tilbehør | | | |
|--------|----------|------|-----|-----|
| | | Q | L | |
| 201050 | | Q-50 | 300 | 100 |

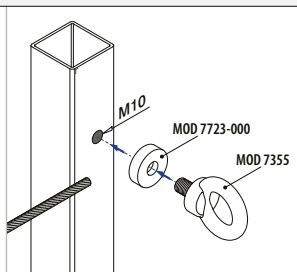
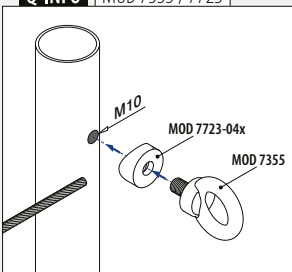
Q-INFO MOD 7900-006



Q-INFO MOD 7356-042

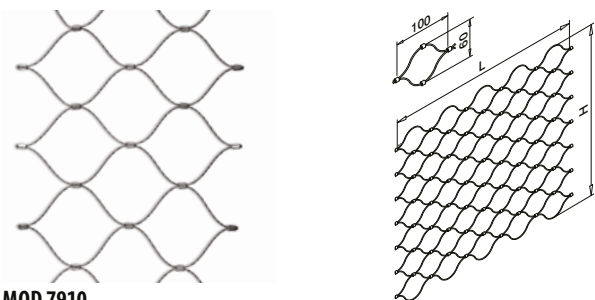


Q-INFO MOD 7355 / 7723



Fyldninger

Net



MOD 7910

| 316 Børstet | | |
|---------------|-----|----------|
| OUTDOOR | H | |
| 147910-050-06 | 600 | L = 5 m |
| 147910-100-06 | 600 | L = 10 m |
| 147910-500-06 | 600 | L = 50 m |
| | | |
| 147910-050-08 | 800 | L = 5 m |
| 147910-100-08 | 800 | L = 10 m |
| 147910-500-08 | 800 | L = 50 m |

Fyldninger

Kabler




MOD 7911

| 316 Børstet | | |
|-------------|-----|-----------|
| OUTDOOR | Ø | |
| 147911-100 | 1,5 | L = 10 m |
| 147911-500 | 1,5 | L = 50 m |
| 147911-001 | 1,5 | L = 100 m |

Fyldninger

Vertikal netsamler

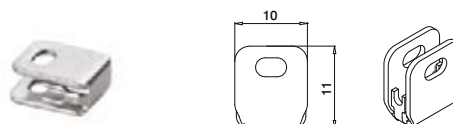


MOD 7780

| 316 Børstet | | | |
|-------------|---|-----|---|
| OUTDOOR | Ø | L | |
| 147780 | 8 | 800 | 1 |

Fyldninger

Opspændings klemme



MOD 7810

| 316 Børstet | |
|-------------|----|
| OUTDOOR | |
| 147810 | 12 |

Fyldninger

Samleklemme



MOD 7820

| 316 Børstet | |
|-------------|----|
| OUTDOOR | |
| 147820 | 12 |

International Design Model Protection

Fyldninger

Forbinderer



MOD 7830

| 316 Børstet | |
|-------------|----|
| OUTDOOR | |
| 147830 | 12 |

Q-INFO | MOD 7260 / 7810 / 7820

Nødvendigt antal

| | | |
|----------|------------|---|
| MOD 7260 | | 1 per 10 meter |
| MOD 7810 | | 20 stk. per meter (10x top og 10x bund) |
| MOD 7820 | H = 600 mm | 10 stk. per side (venstre side og højre side) |
| | H = 800 mm | 13 stk. per side (venstre side og højre side) |






Find alle oplysninger om
pladefyldninger online:



q-ne.ws/Infills23

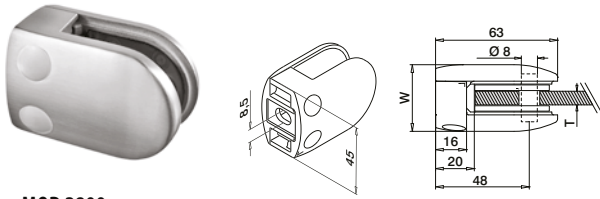
DELE TIL

FYLDNINGER - PLADE



Pladeadaptere - MOD 2800

Til fladt rør



MOD 2800

| 304 | Børstet | | | | |
|---------------|---------|-------------|-------|-----|---|
| INDOOR | W | T | | | |
| 132800-000-12 | 34 | Se MOD 5028 | QS-26 | 474 | 4 |

| 304 | Poleret | | | | |
|---------------|---------|-------------|-------|-----|---|
| INDOOR | | | | | |
| 132800-000-10 | 34 | Se MOD 5028 | QS-26 | 474 | 4 |

SELL OUT

| 316 | Børstet | | | | |
|---------------|---------|-------------|-------|-----|---|
| OUTDOOR | | | | | |
| 142800-000-12 | 34 | Se MOD 5028 | QS-27 | 474 | 4 |

| 316 | Poleret | | | | |
|---------------|---------|-------------|-------|-----|---|
| OUTDOOR | | | | | |
| 142800-000-10 | 34 | Se MOD 5028 | QS-27 | 474 | 4 |

| 316 | Black Line | | | | |
|---------------|------------|-------------|-------|-----|---|
| OUTDOOR | | | | | |
| 142800-000-82 | 34 | Se MOD 5028 | QS-27 | 474 | 4 |

NEW

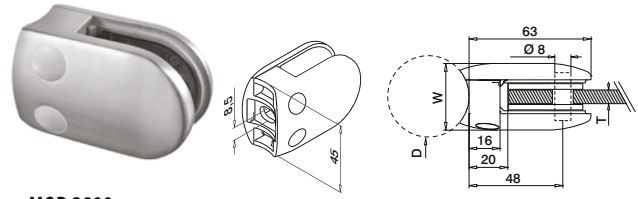
| Zink | | | | | | |
|----------------|----|-------------|-------|-----|---|--|
| INDOOR | | | | | | |
| 102800-000-... | 36 | Se MOD 5028 | QS-28 | 474 | 4 | |

SELL OUT



International Design Model Protection

Til rundt rør



MOD 2800

| 304 | Børstet | | | | |
|---------------|---------|----|-------------|-------|-------|
| INDOOR | D | W | T | | |
| 132800-042-12 | 42,4 | 34 | Se MOD 5028 | QS-47 | 474 4 |
| 132800-048-12 | 48,3 | 34 | Se MOD 5028 | QS-47 | 474 4 |

| 304 | Poleret | | | | |
|---------------|---------|----|-------------|-------|-------|
| INDOOR | | | | | |
| 132800-042-10 | 42,4 | 34 | Se MOD 5028 | QS-47 | 474 4 |
| 132800-048-10 | 48,3 | 34 | Se MOD 5028 | QS-47 | 474 4 |

SELL OUT

SELL OUT

| 316 | Børstet | | | | |
|---------------|---------|----|-------------|-------|-------|
| OUTDOOR | | | | | |
| 142800-042-12 | 42,4 | 34 | Se MOD 5028 | QS-45 | 474 4 |
| 142800-048-12 | 48,3 | 34 | Se MOD 5028 | QS-45 | 474 4 |

| 316 | Poleret | | | | |
|---------------|---------|----|-------------|-------|-------|
| OUTDOOR | | | | | |
| 142800-042-10 | 42,4 | 34 | Se MOD 5028 | QS-45 | 474 4 |
| 142800-048-10 | 42,4 | 34 | Se MOD 5028 | QS-45 | 474 4 |

NEW

| Zink | | | | | | |
|----------------|------|----|-------------|-------|-------|--|
| INDOOR | | | | | | |
| 102800-042-... | 42,4 | 36 | Se MOD 5028 | QS-46 | 474 4 | |
| 102800-048-... | 48,3 | 36 | Se MOD 5028 | QS-46 | 474 4 | |

SELL OUT

SELL OUT



International Design Model Protection

Gummiindlæg til pladeadapter MOD 2800



2 styk per pladeadapter

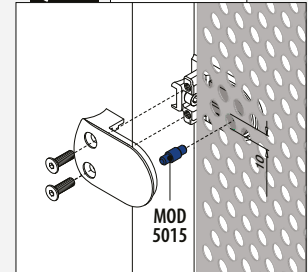
MOD 5028

| Tilbehør | T | |
|-----------|---|---|
| 205028-02 | 2 | 8 |
| 205028-03 | 3 | 8 |
| 205028-04 | 4 | 8 |

SELL OUT Kun så længe lager haves.

OBS: Bestil skruer separat.

Q-INFO MOD 5015 / 2800



Q-INFO 304 316 MOD 2800 Overflader



10 Poleret



12 Børstet



82 RAL 9005 Pulverlakeret

Sort, mat, struktur overflade

Q-INFO Zink MOD 2800 Overflader



00 Rå



17 Krom effekt



19 INDOOR Rustfrit stål effekt



82 RAL 9005 Pulverlakeret

Sort, mat, struktur overflade



89 RAL 9005 Pulverlakeret INDOOR

Sort, mat, glat

102800-000-00

102800-000-17

102800-000-19

102800-000-82

102800-000-89


102800-04x-00

102800-04x-19

102800-04x-82

102800-04x-89

Q-INFO



00

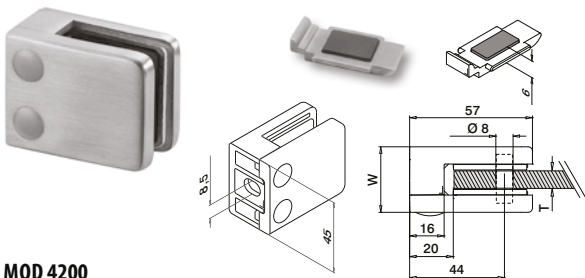


.00 finish er klar til pulverlakering. Pris for pulverlakering på forespørgsel

Pladeadaptere - MOD 4200

Til fladt rør

Bundplade medfølger



MOD 4200

| 304 | Børstet | | | | |
|---------------|---------|-------------|-------|-----|---|
| INDOOR | W | T | | | |
| 134200-000-12 | 28 | Se MOD 5042 | QS-26 | 474 | 4 |

| 316 | Børstet | | | | |
|---------------|---------|-------------|-------|-----|---|
| OUTDOOR | | | | | |
| 144200-000-12 | 28 | Se MOD 5042 | QS-27 | 474 | 4 |

| 316 | Black Line | | | | |
|---------------|------------|-------------|-------|-----|---|
| OUTDOOR | | | | | |
| 144200-000-82 | 28 | Se MOD 5042 | QS-27 | 474 | 4 |

NEW

| 316 | Poleret | | | | |
|---------------|---------|-------------|-------|-----|---|
| OUTDOOR | | | | | |
| 144200-000-10 | 28 | Se MOD 5042 | QS-27 | 474 | 4 |

| Zink | | | | | |
|----------------|----|-------------|-------|-----|---|
| INDOOR | | | | | |
| 104200-000-... | 30 | Se MOD 5042 | QS-28 | 474 | 4 |

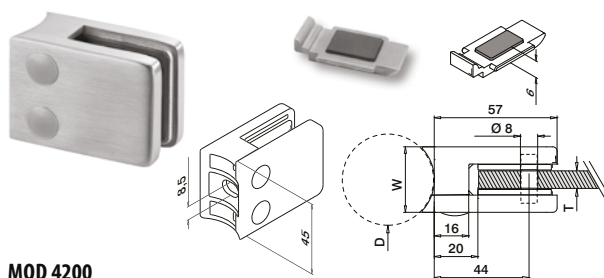
SELL OUT



International Design Model Protection

Til rundt rør

Bundplade medfølger



MOD 4200

| 304 | Børstet | | | | |
|---------------|---------|----|-------------|-------|-------|
| INDOOR | D | W | T | | |
| 134200-042-12 | 42,4 | 28 | Se MOD 5042 | QS-47 | 474 4 |
| 134200-048-12 | 48,3 | 28 | Se MOD 5042 | QS-47 | 474 4 |

| 304 | Black Line | | | | |
|---------------|------------|----|-------------|-------|-------|
| INDOOR | | | | | |
| 134200-042-82 | 42,4 | 28 | Se MOD 5042 | QS-47 | 474 4 |

NEW

| 316 | Børstet | | | | |
|---------------|---------|----|-------------|-------|-------|
| OUTDOOR | | | | | |
| 144200-042-12 | 42,4 | 28 | Se MOD 5042 | QS-45 | 474 4 |
| 144200-048-12 | 48,3 | 28 | Se MOD 5042 | QS-45 | 474 4 |

| 316 | Poleret | | | | |
|---------------|---------|----|-------------|-------|-------|
| OUTDOOR | | | | | |
| 144200-042-10 | 42,4 | 28 | Se MOD 5042 | QS-45 | 474 4 |
| 144200-048-10 | 48,3 | 28 | Se MOD 5042 | QS-45 | 474 4 |

| Zink | | | | | |
|----------------|------|----|-------------|-------|-------|
| INDOOR | | | | | |
| 104200-042-... | 42,4 | 30 | Se MOD 5042 | QS-46 | 474 4 |
| 104200-048-... | 48,3 | 30 | Se MOD 5042 | QS-46 | 474 4 |


SELL OUT

SELL OUT



International Design Model Protection

Q-INFO 304 316 MOD 4200 Overflader

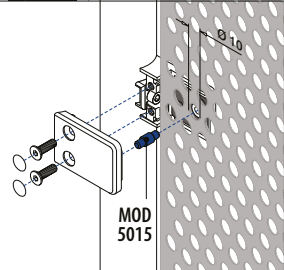


Q-INFO



.00 finish er klar til pulverlakering. Pris for pulverlakering på forespørgsel

Q-INFO MOD 5015 / 4200



Q-INFO Zink MOD 4200 Overflader

| 00 | 17 | 19 | 32 RAL 9016 | 33 RAL 7016 | 36 RAL 9006 | 82 RAL 9005 | 89 RAL 9005 |
|---------------|---------------|--------------------------------|---|--|--------------------------------|--|--|
| Rå | Krom effekt | INDOOR Rustfrit stål effekt | Pulverlakeret INDOOR Hvid, silkeagtig, glat | Pulverlakeret Antracitgrå, mat, truktur overflade | Aluminiumgrå, silkeagtig, glat | Pulverlakeret Sort, mat, struktur overflade | Pulverlakeret INDOOR Sort, mat, glat |
| 104200-000-00 | 104200-000-17 | 104200-000-19 | 104200-000-32 | 104200-000-33 | 104200-000-36 | 104200-000-82 | 104200-000-89 |
| 104200-04x-00 | | 104200-04x-19 | | | | 104200-042-82 | 104200-042-89 |

Gummiindlæg til pladeadapter MOD 4200

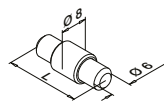


2 styk per
pladeadapter

MOD 5042

| Tilbehør | | |
|-----------|---|---|
| | T | |
| 205042-02 | 2 | 8 |
| 205042-03 | 3 | 8 |
| 205042-04 | 4 | 8 |

Sikkerhedsstifter



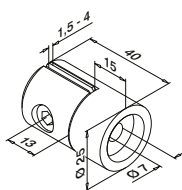
Valgfri brug
til MOD 4200

MOD 5015

| Tilbehør | | |
|-----------|----|---|
| | L | |
| 205015-22 | 22 | 4 |

Pladeadaptere - MOD 0743

Til fladt rør

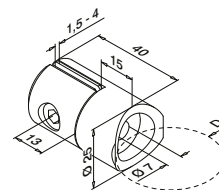


MOD 0743

| 304 Børstet | | |
|-------------|-----------|---|
| INDOOR | | |
| 130743-000 | QS-17 472 | 4 |



Til rundt rør



MOD 0743

| 304 Børstet | | |
|-------------|------|-------------|
| INDOOR | | |
| | D | |
| 130743-042 | 42,4 | QS-17 472 4 |
| 130743-048 | 48,3 | QS-17 472 4 |





5

HOLDERE TIL GLAS- FYLDNINGER

Find dine glasfyldningsholdere 423 - 430

Glasklemmer 430 - 442

Glasholdere 444 - 445

Glasforbinderer 446 - 448

Hængsel og dørlukker 448 - 449

Glasadaptere 451 - 453



GLAS-HOLDERE

444 - 445



Find alle oplysninger om
glasklemmer online:



[https://q-ne.ws/
GlassClamps23](https://q-ne.ws/GlassClamps23)

GLAS-KLEMMER

430 - 442



GLAS-FORBINDERER

446 - 448



GLAS-ADAPTERE

451 - 453



HÆNGSEL OG DØRLUKKER

448 - 449



KRYSTALKLART OG FULDSTÆNDIG SIKKERT

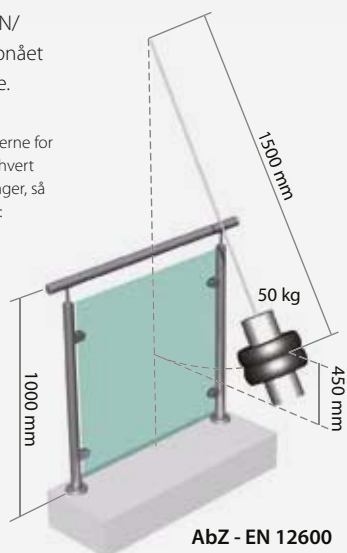
Selv om mange opfatter glas som et skrøbeligt materiale, så er det faktisk temmelig stærkt. Det gør glas til et særdeles godt valg til gelænderudfyldning. Og når du kombinerer det med Q-railings særdeles robuste glasudfyldningsholdere, så har du et gelænder, som stort set ikke kan ødelægges. Det ved vi, fordi vi har prøvet, om vi kunne! I vores egne testlokaler udsætter vi løbende vores produkter for virkelig hårde tests. Desuden udføres omfattende tests af certificerede, uafhængige testinstitutioner og ledende myndigheder.

Som følge heraf kan du forvente, at vores glasklemmer - der er testet i overensstemmelse med de internationale EN-12600-standarder - kan modstå dynamiske belastninger på op til 50 kg. Det gælder, uanset om du vælger at kombinere dem med hærdet, lamineret glas eller massivt glas (6 - 21,52 mm). Begge dele overholder de internationale DIN- og BS-standarder og er AbZ-godkendte.

CERTIFICERING

Vores glasklemmer er testet i henhold til testmetoden DIN/EN 12600, hvorfor de har opnået den tyske AbZ-godkendelse.

Vær opmærksom på specifikationerne for montering og glas dimensioner i hvert certifikat. Ønsker du flere oplysninger, så besøg venligst vores hjemmeside: www.q-railing.com/certifikat



SIKKERHED

Sidemonteret? Sikkerhed først!

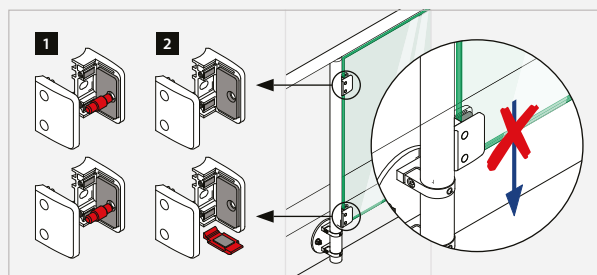
Brug sikkerhedsstifter eller bundplader.

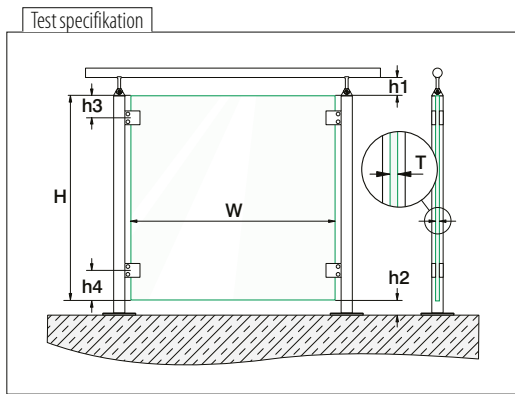


(MOD 5015)



(Medfølger MOD 2300, 2400, 2600, 4200)





| Dimensioner (mm) | min. | max. |
|---|---|--|
| W Bredden på glasset | 500 | Se tilsvarende model |
| T Glastykkelse | Se tilsvarende model | Se tilsvarende model |
| H Højden på glasset | 800 | 1000 |
| h1 Afstand mellem håndliste og glas | 10 | 50 uden kant beskyttelse 120 med kant beskyttelse |
| h2 Afstand mellem gulv og glas | 10 | 50 uden kant beskyttelse 120 med kant beskyttelse |
| h3 Øvre glas kant til center øvre glas klemme | 100 : MOD 2500, 2100, 2600, 2400 50 : MOD 2800 120 : MOD 4200 | 150 |
| h4 Nedre glas kant til center nedre glas klemme | 100 : MOD 2500, 2100, 2600, 2400 50 : MOD 2800 120 : MOD 4200 | 150 |

INDOOR

Glasklemme uden sikkerhedsstift og uden bundplade.

MOD 2700

304 **Zink**

Flad eller rør
Ø 33,7 mm
Ø 42,4 mm

| Glas type | Mono / ESG-H* | | |
|-----------------------|---------------|--|--|
| T (mm) | 8 | | |
| W _{max} (mm) | 1200 | | |

MOD 2500

304 **Zink**

Flad eller rør
Ø 42,4 mm
Ø 48,3 mm

| Glas type | VSG / TVG* | | | | | VSG / ESG* | | | | | Mono / ESG-H* | | |
|-----------------------|------------|------|-------|-------|-------|------------|------|-------|-------|-------|---------------|------|------|
| T (mm) | 8,76 | 9,52 | 10,76 | 11,52 | 12,76 | 8,76 | 9,52 | 10,76 | 11,52 | 12,76 | 8 | 10 | 12 |
| W _{max} (mm) | 1500 | 1500 | 1500 | 1500 | 1500 | 1500 | 1500 | 1500 | 1500 | 1500 | 1500 | 1500 | 1500 |

MOD 2800

304 **Zink**

Flad eller rør
Ø 48,3 mm

| Glas type | VSG / SPG* | | | | | VSG / TVG* | | | | | VSG / ESG* | | | | | Mono / ESG-H* | | | |
|-----------------------|------------|------|------|-------|-------|------------|------|------|-------|-------|------------|------|------|-------|-------|---------------|------|------|------|
| T (mm) | 12,76 | 8,76 | 9,52 | 10,76 | 11,52 | 12,76 | 8,76 | 9,52 | 10,76 | 11,52 | 12,76 | 8,76 | 9,52 | 10,76 | 11,52 | 12,76 | 8 | 10 | 12 |
| W _{max} (mm) | 1500 | 1800 | 1800 | 1800 | 1800 | 1800 | 1800 | 1800 | 1800 | 1800 | 1800 | 1800 | 1800 | 1800 | 1800 | 2000 | 1800 | 1800 | 1800 |

MOD 2100

304 **Zink**

Flad eller rør
Ø 42,4 mm

| Glas type | VSG / ESG* | | | | | |
|-----------------------|------------|--|--|------|--|--|
| T (mm) | 8,76 | | | 9,52 | | |
| W _{max} (mm) | 1200 | | | 1200 | | |

MOD 4200

304 **Zink**

Flad eller rør
Ø 42,4 mm
Ø 48,3 mm

| Glas type | VSG / SPG* | | | | | VSG / TVG* | | | | | VSG / ESG* | | | | | Mono / ESG-H* | | |
|-----------------------|------------|-------|-------|-------|------|------------|-------|-------|-------|-------------------|------------|------|-------------------|--|--|---------------|--|--|
| T (mm) | 12,76 | 10,76 | 11,52 | 12,76 | 8,76 | 9,52 | 10,76 | 11,52 | 12,76 | 8 | 10 | 12 | | | | | | |
| W _{max} (mm) | 1600 | 1600 | 1600 | 1600 | 1800 | 1800 | 1800 | 1800 | 1800 | 1800 ¹ | 1800 | 1800 | 2000 ² | | | | | |

¹ Zink ² Rustfrit stål 304

MOD 2600

304

Flad eller rør
Ø 42,4 mm
Ø 48,3 mm

| Glas type | VSG / TVG* | | | | VSG / ESG* | | | | Mono / ESG-H* | | |
|-----------------------|------------|-------|-------|-------|------------|-------|-------|-------|---------------|------|------|
| T (mm) | 8,76 | 10,76 | 11,52 | 12,76 | 8,76 | 10,76 | 11,52 | 12,76 | 8 | 10 | 12 |
| W _{max} (mm) | 1400 | 1600 | 1600 | 1600 | 1400 | 1600 | 1600 | 1600 | 1400 | 1600 | 1600 |

MOD 2400

304 **Zink**

Flad eller rør
Ø 48,3 mm

| Glas type | VSG / SPG* | | | | VSG / TVG* | | | | VSG / ESG* | | | | Mono / ESG-H* | |
|-----------------------|------------|-------|-------|-------|------------|-------|-------|-------|------------|-------|-------|-------|---------------|------|
| T (mm) | 12,76 | 13,52 | 16,76 | 17,52 | 12,76 | 13,52 | 16,76 | 17,52 | 12,76 | 13,52 | 16,76 | 17,52 | 12 | 15 |
| W _{max} (mm) | 1500 | 1500 | 1500 | 1500 | 1500 | 1500 | 1500 | 1500 | 1500 | 1500 | 1600 | 1600 | 1600 | 1600 |



OUTDOOR

Mulig bredde på glasset til udendørs brug afhængig af vind faktor, glas type og glastykkelse - uden sikkerhedsstift og uden bundplade.

MOD 2500

316



Flad eller rør
Ø 42,4 mm
Ø 48,3 mm

| Vindtryk | Glas type T (mm) | VSG / TVG* | | VSG / ESG* | | Mono / ESG-H* | |
|------------------------|-----------------------|------------|------|------------|-------|---------------|------|
| | | 8,76 | 9,52 | 10,76 | 12,76 | 8 | 10 |
| 2,20 kN/m ² | W _{max} (mm) | - | - | - | - | 800 | 800 |
| 1,60 kN/m ² | | - | - | 500 | 500 | 1000 | 1400 |
| 1,40 kN/m ² | | - | - | 500 | 500 | 1000 | 1400 |
| 1,04 kN/m ² | | 500 | 500 | 800 | 800 | 1400 | 1500 |
| 1,00 kN/m ² | | 500 | 500 | 1000 | 1000 | 1400 | 1500 |
| 0,64 kN/m ² | | 800 | 800 | 1200 | 1200 | 1500 | 1500 |

MOD 2800 / 4200

316



Flad eller rør
Ø 42,4 mm
Ø 48,3 mm



Flad eller rør
Ø 42,4 mm
Ø 48,3 mm

| Vindtryk | Glas type T (mm) | VSG / SPG* | | | VSG / TVG* | | | VSG / ESG* | | | Mono / ESG-H* | | | | |
|------------------------|-----------------------|------------|------|------|------------|-------|-------|------------|------|-------|---------------|-------|------|------|------|
| | | 12,76 | 8,76 | 9,52 | 10,76 | 11,52 | 12,76 | 8,76 | 9,52 | 10,76 | 11,52 | 12,76 | 8 | 10 | 12 |
| 2,20 kN/m ² | W _{max} (mm) | - | - | - | 700 | 700 | 950 | 650 | 650 | 950 | 950 | 1100 | 1000 | 1500 | 1700 |
| 2,00 kN/m ² | | - | - | - | 700 | 700 | 1000 | 700 | 700 | 1000 | 1000 | 1200 | 1050 | 1600 | 1800 |
| 1,60 kN/m ² | | - | - | - | 800 | 800 | 1100 | 800 | 800 | 1100 | 1100 | 1200 | 1200 | 1600 | 1800 |
| 1,40 kN/m ² | | - | 600 | 600 | 900 | 900 | 1300 | 850 | 850 | 1200 | 1200 | 1400 | 1250 | 1600 | 1800 |
| 1,04 kN/m ² | | - | 700 | 700 | 1050 | 1050 | 1300 | 1000 | 1000 | 1300 | 1300 | 1400 | 1500 | 1700 | 1800 |
| 1,00 kN/m ² | | - | 700 | 700 | 1050 | 1050 | 1300 | 1000 | 1000 | 1300 | 1300 | 1400 | 1500 | 1700 | 1800 |
| 0,70 kN/m ² | | - | 900 | 900 | 1050 | 1050 | 1400 | 1100 | 1100 | 1400 | 1400 | 1500 | 1550 | 1700 | 1800 |

MOD 2600

316



Flad eller rør
Ø 42,4 mm
Ø 48,3 mm

| Vindtryk | Glas type T (mm) | VSG / TVG* | | | | VSG / ESG* | | | | Mono / ESG-H* | | |
|------------------------|-----------------------|------------|-------|-------|-------|------------|-------|-------|-------|---------------|------|------|
| | | 8,76 | 10,76 | 11,52 | 12,76 | 8,76 | 10,76 | 11,52 | 12,76 | 8 | 10 | 12 |
| 2,20 kN/m ² | W _{max} (mm) | - | - | - | 500 | 500 | 800 | 800 | 800 | 800 | 1000 | 1400 |
| 1,60 kN/m ² | | - | 500 | 500 | 800 | 800 | 800 | 800 | 1000 | 1000 | 1400 | 1400 |
| 1,40 kN/m ² | | - | 800 | 800 | 800 | 800 | 1000 | 1000 | 1200 | 1200 | 1400 | 1400 |
| 1,04 kN/m ² | | 500 | 800 | 800 | 1000 | 800 | 1000 | 1000 | 1400 | 1400 | 1400 | 1400 |
| 1,00 kN/m ² | | 500 | 800 | 800 | 1000 | 800 | 1200 | 1200 | 1400 | 1400 | 1400 | 1400 |
| 0,64 kN/m ² | | 800 | 1000 | 1000 | 1200 | 1200 | 1400 | 1400 | 1400 | 1400 | 1400 | 1400 |

MOD 2400

316



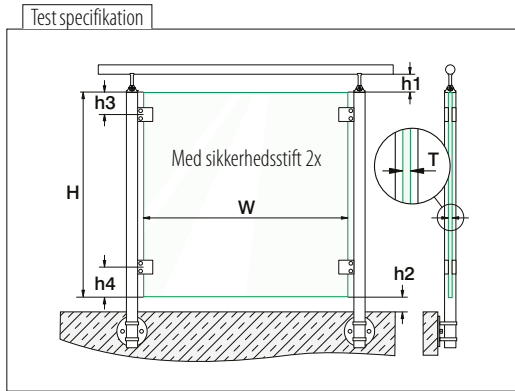
Flad eller rør
Ø 42,4 mm
Ø 48,3 mm

| Vindtryk | Glas type T (mm) | VSG / SPG* | | | | VSG / TVG* | | | | VSG / ESG* | | | | Mono / ESG-H* | |
|------------------------|-----------------------|------------|-------|-------|-------|------------|-------|-------|-------|------------|-------|-------|-------|---------------|------|
| | | 12,76 | 13,52 | 16,76 | 17,52 | 12,76 | 13,52 | 16,76 | 17,52 | 12,76 | 13,52 | 16,76 | 17,52 | 12 | 16 |
| 2,20 kN/m ² | W _{max} (mm) | 500 | 500 | 800 | 800 | 500 | 500 | 1000 | 1000 | 500 | 500 | 1000 | 1000 | 1400 | 1600 |
| 1,60 kN/m ² | | 500 | 500 | 1000 | 1000 | 800 | 800 | 1200 | 1200 | 800 | 800 | 1200 | 1200 | 1500 | 1600 |
| 1,40 kN/m ² | | 800 | 800 | 1000 | 1000 | 800 | 800 | 1200 | 1200 | 800 | 800 | 1400 | 1400 | 1600 | 1600 |
| 1,04 kN/m ² | | 800 | 800 | 1200 | 1200 | 1000 | 1000 | 1500 | 1500 | 1200 | 1200 | 1600 | 1600 | 1600 | 1600 |
| 1,00 kN/m ² | | 1000 | 1000 | 1200 | 1200 | 1000 | 1000 | 1500 | 1500 | 1200 | 1200 | 1600 | 1600 | 1600 | 1600 |
| 0,64 kN/m ² | | 1200 | 1200 | 1500 | 1500 | 1500 | 1500 | 1500 | 1500 | 1500 | 1500 | 1600 | 1600 | 1600 | 1600 |

* VSG: Lamineret glas
Mono: Enkelt glas

SPG: Klar glas
TVG: Varmeforstærket glas

ESG: Hærdet glas
ESG-H: Hærdet glas - varmetestet hærdet glas



| Dimensioner (mm) | | min. | max. |
|------------------|--|--|--|
| W | Bredden på glasset | 500 | Se tilsvarende model |
| T | Glastykkelse | Se tilsvarende model | Se tilsvarende model |
| H | Højden på glasset | 800 | 1000 |
| h1 | Afstand mellem håndliste og glas | 10 | 50 uden kant beskyttelse 120 med kant beskyttelse |
| h2 | Afstand mellem gulv og glas | 10 | 50 uden kant beskyttelse 120 med kant beskyttelse |
| h3 | Øvre glas kant til center øvre glas klemme | 150 : MOD 2500 / MOD 2400 50 : MOD 2800 120 : MOD 4200 | 150 |
| h4 | Nedre glas kant til center nedre glas klemme | 150 : MOD 2500 / MOD 2400 50 : MOD 2800 120 : MOD 4200 | 150 |

INDOOR



Glasklemme med sikkerhedsstift, uden bundplade.

MOD 2500

304 Zink



Flad eller rør
Ø 42,4 mm
Ø 48,3 mm

| Glas type | VSG / ESG* | |
|-----------------------|------------|--|
| T (mm) | 12,76 | |
| W _{max} (mm) | 1600 | |

MOD 2800

304 Zink



Flad eller rør
Ø 42,4 mm
Ø 48,3 mm

| Glas type | VSG / TVG* | | | | | VSG / ESG* | | | | | Mono / ESG-H* | | | |
|-----------------------|------------|------|------|-------|-------|------------|------|------|-------|-------|---------------|------|------|------|
| | T (mm) | 8,76 | 9,52 | 10,76 | 11,52 | 12,76 | 8,76 | 9,52 | 10,76 | 11,52 | 12,76 | 8 | 10 | 12 |
| W _{max} (mm) | 1800 | 1800 | 1800 | 1800 | 1800 | 1800 | 1800 | 1800 | 1800 | 1800 | 1800 | 1800 | 1800 | 1800 |

MOD 4200

304 Zink



Flad eller rør
Ø 42,4 mm
Ø 48,3 mm

| Glas type | VSG / SPG* | | VSG / TVG* | | | VSG / ESG* | | | | | Mono / ESG-H* | | |
|-----------------------|------------|-------|------------|-------|-------|------------|------|-------|-------|--|---------------|------|------|
| | T (mm) | 12,76 | 10,76 | 11,52 | 12,76 | 8,76 | 9,52 | 10,76 | 11,52 | 12,76 | 8 | 10 | 12 |
| W _{max} (mm) | 1500 | 1600 | 1600 | 1600 | 1600 | 1800 | 1800 | 1800 | 1800 | 1800 ¹ 2000 ² | 1800 | 1800 | 1800 |

¹ Zink ² Rustfrit stål 304

MOD 2400

304 Zink



Flad eller rør
Ø 48,3 mm

| Glas type | VSG / ESG* | | | | Mono / ESG-H* | | |
|-----------------------|------------|-------|-------|-------|---------------|------|------|
| | T (mm) | 12,76 | 13,52 | 16,76 | 17,52 | 12 | 15 |
| W _{max} (mm) | 1600 | 1600 | 1600 | 1600 | 1600 | 1600 | 1600 |

* VSG: Lamineret glas
Mono: Enkelt glas

SPG: Klar glas
TVG: Varmeforstærket glas

ESG: Hærdet glas
ESG-H: Hærdet glas - varmetestet hærdet glas



OUTDOOR



Mulig bredde på glasset til udendørs brug afhængig af vind faktor, glas type og glas tykkelse - med sikkerhedsstift og uden bundplade.

MOD 2500

316



Flad eller rør
Ø 42,4 mm
Ø 48,3 mm

| Vindtryk | Glas type | VSG / ESG* |
|------------------------|-----------------------|------------|
| | T (mm) | 12,76 |
| 2,20 kN/m ² | W _{max} (mm) | 1100 |
| 2,00 kN/m ² | | 1200 |
| 1,60 kN/m ² | | 1200 |
| 1,40 kN/m ² | | 1400 |
| 1,04 kN/m ² | | 1400 |
| 0,70 kN/m ² | | 1500 |

MOD 2800 / 4200

316



Flad eller rør
Ø 42,4 mm
Ø 48,3 mm



Flad eller rør
Ø 42,4 mm
Ø 48,3 mm

| Vindtryk | Glas type T (mm) | VSG / TVG* | | | | | VSG / ESG* | | | | | Mono / ESG-H* | | |
|------------------------|-----------------------|------------|------|-------|-------|-------|------------|------|-------|-------|-------|---------------|------|------|
| | | 8,76 | 9,52 | 10,76 | 11,52 | 12,76 | 8,76 | 9,52 | 10,76 | 11,52 | 12,76 | 8 | 10 | 12 |
| 2,20 kN/m ² | W _{max} (mm) | - | - | 700 | 700 | 950 | 650 | 650 | 950 | 950 | 1100 | 1000 | 1500 | 1700 |
| 2,00 kN/m ² | | - | - | 700 | 700 | 1000 | 700 | 700 | 1000 | 1000 | 1200 | 1050 | 1600 | 1800 |
| 1,60 kN/m ² | | - | - | 800 | 800 | 1100 | 800 | 800 | 1100 | 1100 | 1200 | 1200 | 1600 | 1800 |
| 1,40 kN/m ² | | 600 | 600 | 900 | 900 | 1300 | 850 | 850 | 1200 | 1200 | 1400 | 1250 | 1600 | 1800 |
| 1,04 kN/m ² | | 700 | 700 | 1050 | 1050 | 1300 | 1000 | 1000 | 1300 | 1300 | 1400 | 1500 | 1700 | 1800 |
| 0,70 kN/m ² | | 700 | 700 | 1050 | 1050 | 1300 | 1000 | 1000 | 1300 | 1300 | 1400 | 1500 | 1700 | 1800 |
| | | 900 | 900 | 1050 | 1050 | 1400 | 1100 | 1100 | 1400 | 1400 | 1500 | 1550 | 1700 | 1800 |

MOD 2400

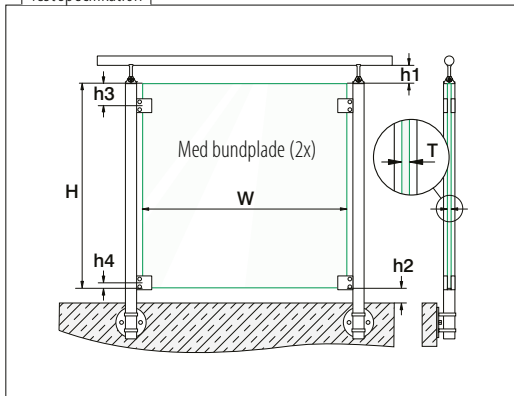
316



Flad eller rør
Ø 48,3 mm

| Vindtryk | Glas type T (mm) | VSG / ESG* | | | | Mono / ESG-H* | |
|------------------------|-----------------------|------------|-------|-------|-------|---------------|------|
| | | 12,76 | 13,52 | 16,76 | 17,52 | 12 | 15 |
| 2,20 kN/m ² | W _{max} (mm) | 500 | 500 | 1000 | 1000 | 1400 | 1600 |
| 1,60 kN/m ² | | 800 | 800 | 1200 | 1200 | 1500 | 1600 |
| 1,40 kN/m ² | | 800 | 800 | 1400 | 1400 | 1600 | 1600 |
| 1,04 kN/m ² | | 1200 | 1200 | 1600 | 1600 | 1600 | 1600 |
| 1,00 kN/m ² | | 1200 | 1200 | 1600 | 1600 | 1600 | 1600 |
| 0,64 kN/m ² | | 1500 | 1500 | 1600 | 1600 | 1600 | 1600 |

Testspecifikation



| Dimensioner (mm) | | min. | max. |
|------------------|--|--|--|
| W | Bredden på glasset | 500 | Se tilsvarende model |
| T | Glastykkelse | Se tilsvarende model | Se tilsvarende model |
| H | Højden på glasset | 800 | 1000 |
| h1 | Afstand mellem håndliste og glas | 10 | 50 uden kant beskyttelse 120 med kant beskyttelse |
| h2 | Afstand mellem gulv og glas | 10 | 50 uden kant beskyttelse 120 med kant beskyttelse |
| h3 | Øvre glas kant til center øvre glas klemme | 100 : MOD 2600, 2400 120 : MOD 4200 | 150 |
| h4 | Nedre glas kant til center nedre glas klemme | 29 : MOD 2400 22 : MOD 2600 16,5: MOD 4200 | 29 : MOD 2400 22 : MOD 2600 16,5: MOD 4200 |

INDOOR



Glasklemme uden sikkerhedsstift, med bundplade.

MOD 4200

304

Zink



Flad eller rør
Ø 42,4 mm
Ø 48,3 mm

| Glas type | VSG / SPG* | | VSG / TVG* | | VSG / ESG* | | | | Mono / ESG-H* | | | | |
|-----------------------|------------|-------|------------|-------|------------|------|------|-------|---------------|--|------|------|------|
| | T (mm) | 12,76 | 10,76 | 11,52 | 12,76 | 8,76 | 9,52 | 10,76 | 11,52 | 12,76 | 8 | 10 | 12 |
| W _{max} (mm) | 1600 | 1600 | 1600 | 1600 | 1800 | 1800 | 1800 | 1800 | 1800 | 1800 ¹ 2000 ² | 1800 | 1800 | 1800 |

¹ Zink ² Rustfrit stål 304

MOD 2600

304



Flad eller rør
Ø 42,4 mm
Ø 48,3 mm

| Glas type | VSG / ESG* | | | | Mono / ESG-H* | | | |
|-----------------------|------------|------|-------|-------|---------------|------|------|------|
| | T (mm) | 8,76 | 10,76 | 11,52 | 12,76 | 8 | 10 | 12 |
| W _{max} (mm) | 1400 | 1400 | 1400 | 1400 | 1400 | 1400 | 1400 | 1400 |

MOD 2400

304

Zink



Flad eller rør
Ø 48,3 mm

| Glas type | VSG / TVG* | | | | VSG / ESG* | | | | Mono / ESG-H* | | |
|-----------------------|------------|-------|-------|-------|------------|-------|-------|-------|---------------|------|------|
| | T (mm) | 12,76 | 13,52 | 16,76 | 17,52 | 12,76 | 13,52 | 16,76 | 17,52 | 12 | 15 |
| W _{max} (mm) | 1500 | 1500 | 1500 | 1500 | 1600 | 1600 | 1600 | 1600 | 1600 | 1600 | 1600 |

* VSG: Lamineret glas
Mono: Enkelt glas

SPG: Klar glas
TVG: Varmeforstærket glas

ESG: Hærdet glas
ESG-H: Hærdet glas - varmetestet hærdet glas



OUTDOOR



Mulig bredde på glasset til udendørs brug afhængig af vind faktor, glas type og glastykkelse - uden sikkerhedsstift og med bundplade.

MOD 4200

316



Flad eller rør
Ø 42,4 mm
Ø 48,3 mm

| Vindtryk | Glas type T (mm) | VSG / TVG* | | | | | VSG / ESG* | | | | | Mono / ESG-H* | | |
|------------------------|-----------------------|------------|------|-------|-------|-------|------------|------|-------|-------|-------|---------------|------|------|
| | | 8,76 | 9,52 | 10,76 | 11,52 | 12,76 | 8,76 | 9,52 | 10,76 | 11,52 | 12,76 | 8 | 10 | 12 |
| 2,20 kN/m ² | W _{max} (mm) | - | - | 700 | 700 | 1000 | 650 | 650 | 950 | 950 | 1100 | 1000 | 1500 | 1700 |
| 2,00 kN/m ² | | - | - | 750 | 750 | 1050 | 700 | 700 | 1000 | 1000 | 1300 | 1050 | 1600 | 1800 |
| 1,60 kN/m ² | | - | - | 850 | 850 | 1200 | 800 | 800 | 1100 | 1100 | 1300 | 1200 | 1600 | 1800 |
| 1,40 kN/m ² | | 600 | 600 | 950 | 950 | 1300 | 850 | 850 | 1200 | 1200 | 1500 | 1250 | 1600 | 1800 |
| 1,04 kN/m ² | | 700 | 700 | 1100 | 1100 | 1300 | 1000 | 1000 | 1400 | 1400 | 1500 | 1500 | 1700 | 1800 |
| 1,00 kN/m ² | | 700 | 700 | 1100 | 1100 | 1300 | 1000 | 1000 | 1400 | 1400 | 1500 | 1500 | 1700 | 1800 |
| 0,70 kN/m ² | | 900 | 900 | 1100 | 1100 | 1400 | 1050 | 1050 | 1500 | 1500 | 1600 | 1550 | 1700 | 1800 |

MOD 2600

316



Flad eller rør
Ø 42,4 mm
Ø 48,3 mm

| Vindtryk | Glas type T (mm) | VSG / ESG* | | | | Mono / ESG-H* | | |
|------------------------|-----------------------|------------|-------|-------|-------|---------------|------|------|
| | | 8,76 | 10,76 | 11,52 | 12,76 | 8 | 10 | 12 |
| 2,20 kN/m ² | W _{max} (mm) | 500 | 800 | 800 | 800 | 800 | 1000 | 1400 |
| 1,60 kN/m ² | | 800 | 800 | 800 | 1000 | 1000 | 1400 | 1400 |
| 1,40 kN/m ² | | 800 | 1000 | 1000 | 1200 | 1200 | 1400 | 1400 |
| 1,04 kN/m ² | | 800 | 1000 | 1000 | 1400 | 1400 | 1400 | 1400 |
| 1,00 kN/m ² | | 800 | 1200 | 1200 | 1400 | 1400 | 1400 | 1400 |
| 0,64 kN/m ² | | 1200 | 1400 | 1400 | 1400 | 1400 | 1400 | 1400 |

MOD 2400

316



Flad eller rør
Ø 48,3 mm

| Vindtryk | Glas type T (mm) | VSG / TVG* | | | | VSG / ESG* | | | | Mono / ESG-H* | |
|------------------------|-----------------------|------------|-------|-------|-------|------------|-------|-------|-------|---------------|------|
| | | 12,76 | 13,52 | 16,76 | 17,52 | 12,76 | 13,52 | 16,76 | 17,52 | 12 | 15 |
| 2,20 kN/m ² | W _{max} (mm) | 500 | 500 | 500 | 500 | 500 | 500 | 1000 | 1000 | 1400 | 1600 |
| 1,60 kN/m ² | | 500 | 500 | 800 | 800 | 800 | 800 | 1200 | 1200 | 1500 | 1600 |
| 1,40 kN/m ² | | 500 | 500 | 1000 | 1000 | 800 | 800 | 1400 | 1400 | 1600 | 1600 |
| 1,04 kN/m ² | | 800 | 800 | 1200 | 1200 | 1200 | 1200 | 1500 | 1500 | 1600 | 1600 |
| 1,00 kN/m ² | | 800 | 800 | 1200 | 1200 | 1200 | 1200 | 1500 | 1500 | 1600 | 1600 |
| 0,64 kN/m ² | | 1500 | 1500 | 1500 | 1500 | 1500 | 1500 | 1600 | 1600 | 1600 | 1600 |

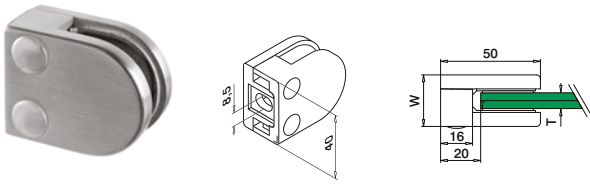
HOLDERE TIL GLASFYLDNINGER – GLASTYKKELSER

| | | Hærdet glas | | | | | | Lamineret glas | | | | | | | | | | | | | |
|-------------------------|--------------------|-------------|-------------------|----|----|----|----|----------------|-------------------|------|------|-------|-------|-------|-------|-------|-------|-------|-------|-------|---|
| | | | Glastykkelse (mm) | | | | | | Glastykkelse (mm) | | | | | | | | | | | | |
| | | 6 | 8 | 10 | 12 | 15 | 19 | 6,76 | 8,38 | 8,76 | 9,52 | 10,76 | 11,52 | 12,76 | 13,52 | 16,76 | 17,52 | 20,76 | 21,52 | 25,52 | |
| Glasklemmer | MOD 2700 | 431 | ■ | ■ | ■ | | | ■ | | ■ | | ■ | | | | | | | | | |
| | MOD 2500 | 432 | ■ | ■ | ■ | ■ | | ■ | | ■ | ■ | ■ | ■ | ■ | | | | | | | |
| | MOD 2800 | 433 | ■ | ■ | ■ | ■ | | | | ■ | ■ | ■ | ■ | ■ | | | | | | | |
| | MOD 4200 | 434 - 435 | ■ | ■ | ■ | ■ | | ■ | ■ | ■ | ■ | ■ | ■ | ■ | | | | | | | |
| | MOD 2100 | 436 | ■ | ■ | ■ | | | ■ | | ■ | ■ | | | | | | | | | | |
| | MOD 2600 | 437 | | ■ | ■ | ■ | | | | ■ | | ■ | ■ | ■ | | | | | | | |
| | MOD 2400 | 438 | | | | ■ | ■ | | | | ■ | | ■ | ■ | ■ | ■ | ■ | | | | |
| | MOD 2300 | 439 | | | | ■ | ■ | ■ | | | ■ | | ■ | ■ | ■ | ■ | ■ | ■ | ■ | ■ | ■ |
| | MOD 4400/4600 | 440 | | ■ | ■ | ■ | | | | ■ | | ■ | | ■ | | | | | | | |
| | MOD 5100/5200 | 441 | | ■ | ■ | | | | | ■ | | ■ | | ■ | | | | | | | |
| | MOD 2900 | 442 | | ■ | ■ | ■ | | | | ■ | | ■ | | ■ | ■ | | | | | | |
| Glasholdere | MOD 5500 | 444 | | ■ | ■ | ■ | | | | ■ | | ■ | ■ | ■ | ■ | | | | | | |
| | MOD 5501 | 445 | | ■ | ■ | ■ | | | | ■ | | ■ | ■ | ■ | ■ | | | | | | |
| Glas- forbinderer | MOD 2870/2880/2890 | 446 | ■ | ■ | ■ | ■ | | | | ■ | ■ | ■ | ■ | ■ | | ■ | ■ | ■ | ■ | ■ | |
| | MOD 4270/4280/4290 | 447 | ■ | ■ | ■ | ■ | | ■ | ■ | ■ | ■ | ■ | ■ | ■ | | ■ | ■ | ■ | ■ | ■ | |
| | MOD 0742 | 448 | | | | | ■ | | | | | | | ■ | ■ | ■ | ■ | ■ | ■ | ■ | |
| Hængsel og dørlukker | MOD 0283/0281 | 449 | ■ | ■ | ■ | ■ | | ■ | ■ | ■ | ■ | ■ | ■ | ■ | | | | | | | |
| | MOD 0284/0282 | 448 | ■ | ■ | ■ | ■ | | ■ | ■ | ■ | ■ | ■ | ■ | ■ | | | | | | | |
| Glasadapter | MOD 0754 | 451 | | ■ | ■ | ■ | ■ | | ■ | ■ | ■ | ■ | ■ | ■ | ■ | ■ | ■ | ■ | ■ | ■ | |
| | MOD 0746 | 452 | ■ | ■ | ■ | ■ | ■ | ■ | ■ | ■ | ■ | ■ | ■ | ■ | ■ | ■ | ■ | ■ | ■ | ■ | |
| | MOD 0740 | 452 | ■ | ■ | ■ | ■ | ■ | ■ | ■ | ■ | ■ | ■ | ■ | ■ | ■ | ■ | ■ | ■ | ■ | ■ | |
| | MOD 0755 | 452 | ■ | ■ | ■ | ■ | | ■ | ■ | ■ | ■ | ■ | ■ | ■ | | | | | | | |
| | MOD 0747/1747 | 453 | | ■ | ■ | ■ | ■ | | ■ | ■ | ■ | ■ | ■ | ■ | ■ | ■ | ■ | ■ | ■ | ■ | |

Q-railing-sortimentet omfatter glasfyldningsholdere i forskellige finishes. Se mulighederne og de tilsvarende koder for produkter i zink, rustfrit stål, og aluminium på side 25.

Glasklemmer - MOD 2700

Til fladt rør



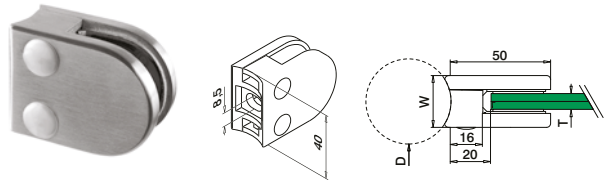
MOD 2700

| 304 | | Børstet | | | | | |
|----------------|----|-------------|-------|-----|---|--|--|
| INDOOR | W | T | | | | | |
| 132700-000-12 | 26 | Se MOD 5027 | QS-26 | 474 | 4 | | |
| 316 | | Børstet | | | | | |
| OUTDOOR | W | T | | | | | |
| 142700-000-12 | 26 | Se MOD 5027 | QS-27 | 474 | 4 | | |
| Zink | | | | | | | |
| INDOOR | W | T | | | | | |
| 102700-000-... | 28 | Se MOD 5027 | QS-28 | 474 | 4 | | |

SELL OUT



Til rundt rør



MOD 2700

| 304 | | Børstet | | | | | |
|---------------|------|---------|-------------|-------|-----|---|--|
| INDOOR | D | W | T | | | | |
| 132700-033-12 | 33,7 | 26 | Se MOD 5027 | QS-47 | 474 | 4 | |
| 132700-042-12 | 42,4 | 26 | Se MOD 5027 | QS-47 | 474 | 4 | |
| 316 | | Børstet | | | | | |
| OUTDOOR | D | W | T | | | | |
| 142700-033-12 | 33,7 | 26 | Se MOD 5027 | QS-45 | 474 | 4 | |
| 142700-042-12 | 42,4 | 26 | Se MOD 5027 | QS-45 | 474 | 4 | |
| Zink | | | | | | | |
| INDOOR | D | W | T | | | | |

SELL OUT

SELL OUT



Gummiindlæg til MOD 2700



2 styk per glasklemme

MOD 5027

| Tilbehør | | |
|--------------------|-------|---|
| Til hærdet glas | T | |
| 205027-06 | 6 | 8 |
| 205027-08 | 8 | 8 |
| 205027-10 | 10 | 8 |
| Til lamineret glas | | |
| 205027-07 | 6,76 | 8 |
| 205027-09 | 8,76 | 8 |
| 205027-11 | 10,76 | 8 |

SELL OUT

Kun så længe lager haves.

OBS: Bestil skruer separat.

Q-INFO

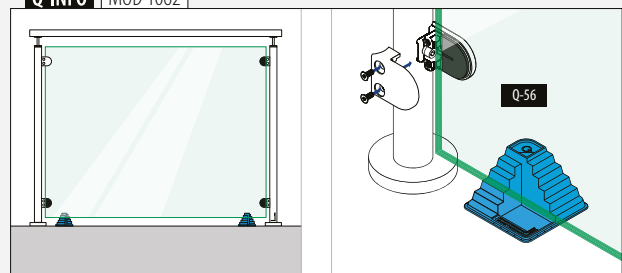


.00 finish er klar til pulverlakering. Pris for pulverlakering på forespørgsel

Q-INFO | Zink | MOD 2700 | Overflader

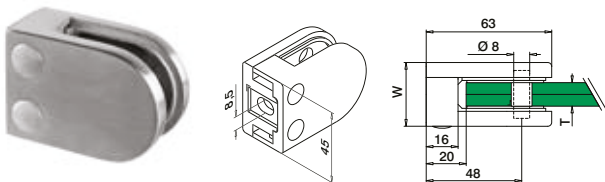
| | 00 | 17 | 19 |
|---|---------------|---------------|----------------------|
| | Rå | Krom effekt | Rustfrit stål effekt |
| □ | 102700-000-00 | 102700-000-17 | 102700-000-19 |
| ○ | | | 102700-0xx-19 |

Q-INFO | MOD 1062



Glasklemmer - MOD 2500

Til fladt rør

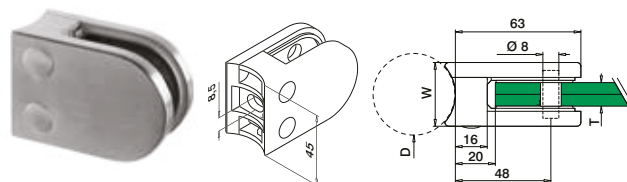


MOD 2500

| 304 | Børstet | | | | | | |
|---------------|---------------|----------------|-------------|-------------|-------|-----|---|
| INDOOR | W | T | | | | | |
| 132500-000-12 | 30 | Se MOD 5025 | QS-26 | 474 | 4 | | |
| 316 | Børstet | | | | | | |
| OUTDOOR | 142500-000-12 | 30 | Se MOD 5025 | QS-27 | 474 | 4 | |
| 316 | Poleret | | | | | | |
| OUTDOOR | 142500-000-10 | 30 | Se MOD 5025 | QS-27 | 474 | 4 | |
| 316 | Black Line | | | | | | |
| OUTDOOR | 142500-000-82 | 30 | Se MOD 5025 | QS-27 | 474 | 4 | |
| Zink | INDOOR | 102500-000-... | 32 | Se MOD 5025 | QS-28 | 474 | 4 |



Til rundt rør



MOD 2500

| 304 | Børstet | | | | | | | |
|----------------|---------------|----------------|-------------|-------------|-------------|-------|-----|---|
| INDOOR | D | W | T | | | | | |
| 132500-042-12 | 42,4 | 30 | Se MOD 5025 | QS-47 | 474 | 4 | | |
| 132500-048-12 | 48,3 | 30 | Se MOD 5025 | QS-47 | 474 | 4 | | |
| 316 | Børstet | | | | | | | |
| OUTDOOR | 142500-042-12 | 42,4 | 30 | Se MOD 5025 | QS-45 | 474 | 4 | |
| 142500-048-12 | 48,3 | 30 | Se MOD 5025 | QS-45 | 474 | 4 | | |
| 316 | Poleret | | | | | | | |
| OUTDOOR | 142500-042-10 | 42,4 | 30 | Se MOD 5025 | QS-45 | 474 | 4 | |
| 142500-048-10 | 48,3 | 30 | Se MOD 5025 | QS-45 | 474 | 4 | | |
| Zink | INDOOR | 102500-042-... | 42,4 | 32 | Se MOD 5025 | QS-46 | 474 | 4 |
| 102500-048-... | 48,3 | 32 | Se MOD 5025 | QS-46 | 474 | 4 | | |



Gummiindlæg til MOD 2500

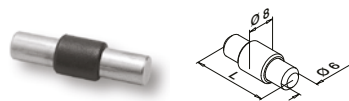


2 styk per glasklemme

MOD 5025

| Tilbehør | | | |
|--------------------|-----------|------|---|
| Til hærdet glas | T | | |
| 205025-06 | 6 | 8 | |
| 205025-08 | 8 | 8 | |
| 205025-10 | 10 | 8 | |
| 205025-12 | 12 | 8 | |
| Til lamineret glas | 205025-07 | 6,76 | 8 |
| 205025-09 | 8,76 | 8 | |
| 205025-44 | 9,52 | 8 | |
| 205025-11 | 10,76 | 8 | |
| 205025-54 | 11,52 | 8 | |
| 205025-13 | 12,76 | 8 | |

Sikkerhedsstifter




Valgfri brug til MOD 2500

MOD 5015

| Tilbehør | L | |
|-----------|----|---|
| 205015-25 | 25 | 4 |

Kun så længe lager haves.

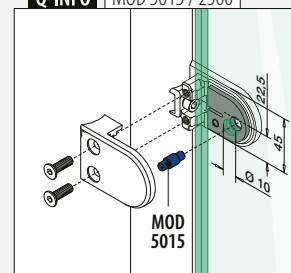
Q-INFO 316 MOD 2500 Overflader



Q-INFO Zink MOD 2500 Overflader

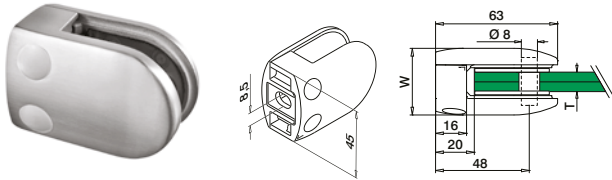
| | | | | | |
|---------------|---------------|--------------------------------|---|--|--|
| 00 | 17 | 19 | 32 RAL 9016 | 82 RAL 9005 | 89 RAL 9005 |
| Rå | Krom effekt | INDOOR Rustfrit stål effekt | Pulverlakeret INDOOR Hvid, silkeagtig, glat | Pulverlakeret Sort, mat, struktur overflade | Pulverlakeret INDOOR Sort, mat, glat |
| 102500-000-00 | 102500-000-17 | 102500-000-19 | 102500-000-32 | 102500-000-82 | 102500-000-89 |
| 102500-04x-00 | | 102500-04x-19 | | | |

Q-INFO MOD 5015 / 2500



Glasklemmer - MOD 2800

Til fladt rør



MOD 2800

| 304 | | Børstet | | | | | |
|----------------|----|-------------|-------|-----|---|--|--|
| INDOOR | W | T | | | | | |
| 132800-000-12 | 34 | Se MOD 5028 | QS-26 | 474 | 4 | | |
| 304 | | Poleret | | | | | |
| INDOOR | W | T | | | | | |
| 132800-000-10 | 34 | Se MOD 5028 | QS-26 | 474 | 4 | | |
| 316 | | Børstet | | | | | |
| OUTDOOR | W | T | | | | | |
| 142800-000-12 | 34 | Se MOD 5028 | QS-27 | 474 | 4 | | |
| 316 | | Poleret | | | | | |
| OUTDOOR | W | T | | | | | |
| 142800-000-10 | 34 | Se MOD 5028 | QS-27 | 474 | 4 | | |
| 316 | | Black Line | | | | | |
| OUTDOOR | W | T | | | | | |
| 142800-000-82 | 34 | Se MOD 5028 | QS-27 | 474 | 4 | | |
| Zink | | | | | | | |
| INDOOR | W | T | | | | | |
| 102800-000-... | 36 | Se MOD 5028 | QS-28 | 474 | 4 | | |

SELL OUT

NEW

SELL OUT



International Design Model Protection

Gummiindlæg til MOD 2800

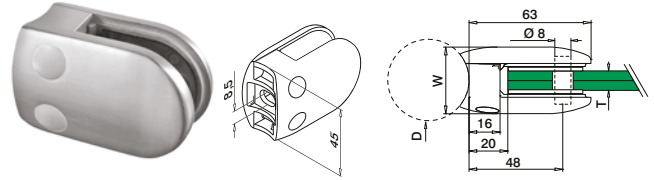


2 styk per glasklemme

MOD 5028

| Tilbehør | | |
|--------------------|-------|---|
| Til hærdet glas | T | |
| 205028-06 | 6 | 8 |
| 205028-08 | 8 | 8 |
| 205028-10 | 10 | 8 |
| 205028-12 | 12 | 8 |
| Til lamineret glas | | |
| 205028-09 | 8,76 | 8 |
| 205028-44 | 9,52 | 8 |
| 205028-11 | 10,76 | 8 |
| 205028-54 | 11,52 | 8 |
| 205028-13 | 12,76 | 8 |

Til rundt rør



MOD 2800

| 304 | | Børstet | | | | | |
|----------------|------|---------|-------------|-------|-----|---|--|
| INDOOR | D | W | T | | | | |
| 132800-042-12 | 42,4 | 34 | Se MOD 5028 | QS-47 | 474 | 4 | |
| 132800-048-12 | 48,3 | 34 | Se MOD 5028 | QS-47 | 474 | 4 | |
| 304 | | Poleret | | | | | |
| INDOOR | D | W | T | | | | |
| 132800-042-10 | 42,4 | 34 | Se MOD 5028 | QS-47 | 474 | 4 | |
| 132800-048-10 | 48,3 | 34 | Se MOD 5028 | QS-47 | 474 | 4 | |
| 316 | | Børstet | | | | | |
| OUTDOOR | D | W | T | | | | |
| 142800-042-12 | 42,4 | 34 | Se MOD 5028 | QS-45 | 474 | 4 | |
| 142800-048-12 | 48,3 | 34 | Se MOD 5028 | QS-45 | 474 | 4 | |
| 316 | | Poleret | | | | | |
| OUTDOOR | D | W | T | | | | |
| 142800-042-10 | 42,4 | 34 | Se MOD 5028 | QS-45 | 474 | 4 | |
| 142800-048-10 | 42,4 | 34 | Se MOD 5028 | QS-45 | 474 | 4 | |
| Zink | | | | | | | |
| INDOOR | D | W | T | | | | |
| 102800-042-... | 42,4 | 36 | Se MOD 5028 | QS-46 | 474 | 4 | |
| 102800-048-... | 48,3 | 36 | Se MOD 5028 | QS-46 | 474 | 4 | |

SELL OUT

SELL OUT

NEW

SELL OUT

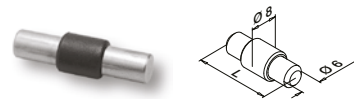
SELL OUT



International Design Model Protection

Tilbehør

Sikkerhedsstifter



Valgfri brug til MOD 2800

MOD 5015

| Tilbehør | | |
|-----------|----|---|
| 205015-22 | L | |
| 205015-22 | 22 | 4 |

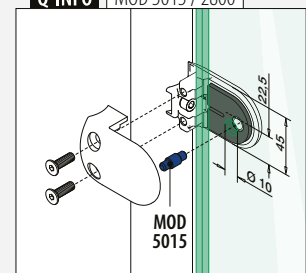
Q-INFO 304 316 MOD 2800 Overflader



Q-INFO Zink MOD 2800 Overflader

| 00 | 17 | 19 | 82 RAL 9005 | 89 RAL 9005 |
|---------------|---------------|----------------------|---------------|----------------------|
| Rå | Krom effekt | Rustfrit stål effekt | Pulverlakeret | Pulverlakeret INDOOR |
| 102800-000-00 | 102800-000-17 | 102800-000-19 | 102800-000-82 | 102800-000-89 |
| 102800-04x-00 | | 102800-04x-19 | 102800-04x-82 | 102800-04x-89 |

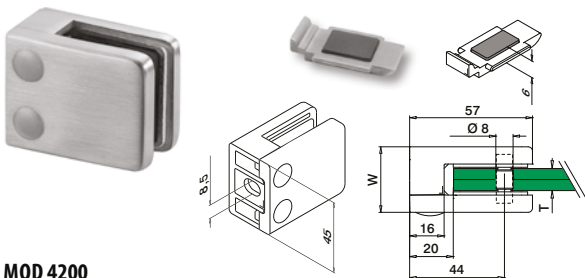
Q-INFO MOD 5015 / 2800



Glasklemmer - MOD 4200

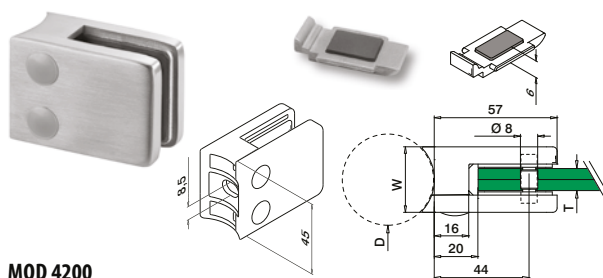
Til fladt rør

Bundplade medfølger



Til rundt rør

Bundplade medfølger



MOD 4200

| 304 | Børstet | | | | |
|----------------|------------|-------------|-------|-----|---|
| INDOOR | W | T | | | |
| 134200-000-12 | 28 | Se MOD 5042 | QS-26 | 474 | 4 |
| 316 | Børstet | | | | |
| OUTDOOR | | | | | |
| 144200-000-12 | 28 | Se MOD 5042 | QS-27 | 474 | 4 |
| 316 | Poleret | | | | |
| OUTDOOR | | | | | |
| 144200-000-10 | 28 | Se MOD 5042 | QS-27 | 474 | 4 |
| 316 | Black Line | | | | |
| OUTDOOR | | | | | |
| 144200-000-82 | 28 | Se MOD 5042 | QS-27 | 474 | 4 |
| Zink | | | | | |
| INDOOR | | | | | |
| 104200-000-... | 30 | Se MOD 5042 | QS-28 | 474 | 4 |

MOD 4200

| 304 | Børstet | | | | |
|----------------|------------|----|-------------|-------|-------|
| INDOOR | D | W | T | | |
| 134200-042-12 | 42,4 | 28 | Se MOD 5042 | QS-47 | 474 4 |
| 134200-048-12 | 48,3 | 28 | Se MOD 5042 | QS-47 | 474 4 |
| 304 | Black Line | | | | |
| INDOOR | | | | | |
| 134200-042-82 | 42,4 | 28 | Se MOD 5042 | QS-47 | 474 4 |
| 316 | Børstet | | | | |
| OUTDOOR | | | | | |
| 144200-042-12 | 42,4 | 28 | Se MOD 5042 | QS-45 | 474 4 |
| 144200-048-12 | 48,3 | 28 | Se MOD 5042 | QS-45 | 474 4 |
| 316 | Poleret | | | | |
| OUTDOOR | | | | | |
| 144200-042-10 | 42,4 | 28 | Se MOD 5042 | QS-45 | 474 4 |
| 144200-048-10 | 48,3 | 28 | Se MOD 5042 | QS-45 | 474 4 |
| Zink | | | | | |
| INDOOR | | | | | |
| 104200-042-... | 42,4 | 30 | Se MOD 5042 | QS-46 | 474 4 |
| 104200-048-... | 48,3 | 30 | Se MOD 5042 | QS-46 | 474 4 |



International Design
Model Protection




International Design
Model Protection

GLASKLEMMER

HOLDERE TIL GLASFYLDNINGER

Q-INFO 304 316 MOD 4200 Overflader



Q-INFO



Q-INFO



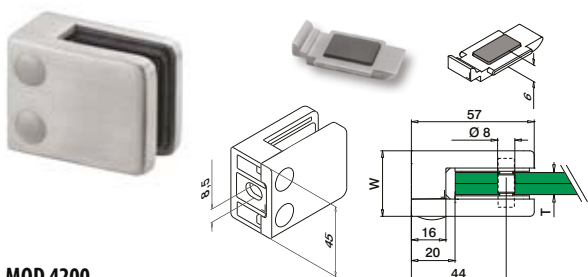
Q-INFO Zink MOD 4200 Overflader

| | | | | | | | |
|---------------|---------------|--------------------------------|---|--|--------------------------------|--|--|
| 00 | 17 | 19 | 32 RAL 9016 | 33 RAL 7016 | 36 RAL 9006 | 82 RAL 9005 | 89 RAL 9005 |
| Rå | Krom effekt | INDOOR Rustfrit stål effekt | Pulverlakeret INDOOR Hvid, silkeagtig, glat | Pulverlakeret Antracitgrå, mat, trukket overflade | Aluminiumgrå, silkeagtig, glat | Pulverlakeret Sort, mat, struktur overflade | Pulverlakeret INDOOR Sort, mat, glat |
| 104200-000-00 | 104200-000-17 | 104200-000-19 | 104200-000-32 | 104200-000-33 | 104200-000-36 | 104200-000-82 | 104200-000-89 |
| 104200-04x-00 | | 104200-04x-19 | | | | 104200-042-82 | 104200-042-89 |

Glasklemmer - MOD 4200

Til fladt rør

Bundplade medfølger



MOD 4200

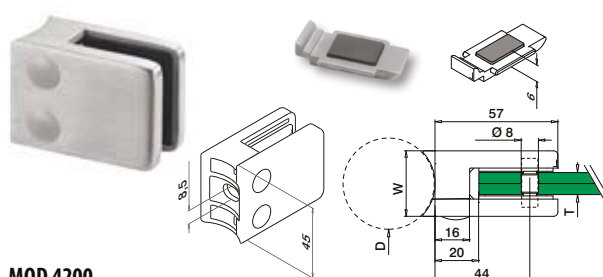
Aluminium

| INDOOR | W | T | | |
|----------------|----|-------------|-------|-------|
| 164200-000-... | 30 | Se MOD 5042 | QS-26 | 474 4 |



Til rundt rør

Bundplade medfølger



MOD 4200

Aluminium

| INDOOR | D | W | T | | |
|----------------|------|----|-------------|-------|-------|
| 164200-042-... | 42,4 | 30 | Se MOD 5042 | QS-47 | 474 4 |
| 164200-048-... | 48,3 | 30 | Se MOD 5042 | QS-47 | 474 4 |



Gummiindlæg til MOD 4200



2 styk per glasklemme

MOD 5042

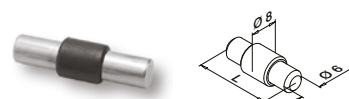
Tilbehør

| Til hærdet glas | T | |
|-----------------|----|---|
| 205042-06 | 6 | 8 |
| 205042-08 | 8 | 8 |
| 205042-10 | 10 | 8 |
| 205042-12 | 12 | 8 |

Til lamineret glas

| | | |
|-----------|-------|---|
| 205042-07 | 6,76 | 8 |
| 205042-41 | 8,38 | 8 |
| 205042-09 | 8,76 | 8 |
| 205042-44 | 9,52 | 8 |
| 205042-11 | 10,76 | 8 |
| 205042-54 | 11,52 | 8 |
| 205042-13 | 12,76 | 8 |

Sikkerhedsstifter




Valgfri brug til MOD 4200

MOD 5015

Tilbehør

| | L | |
|-----------|----|---|
| 205015-22 | 22 | 4 |

Q-INFO



Indsæt sikkerhedspladen i glasklemmen i stedet for at anvende en sikkerhedsstift. Dine omkostninger er lavere, da der ikke skal bores i glasset.

Q-INFO Aluminium MOD 4200 Overflader



Rå



164200-000-00

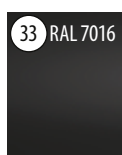


164200-04x-00




Hvid, silkeagtig, glat

164200-000-32



Antracitgrå, mat, struktur overflade

164200-000-33



Aluminiumgrå, silkeagtig, glat

164200-000-36



Sort, mat, struktur overflade

164200-000-82

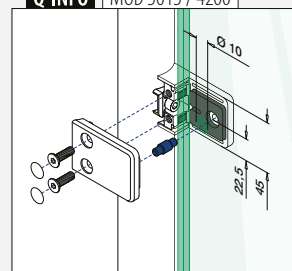
164200-04x-82



Sort, mat, glat

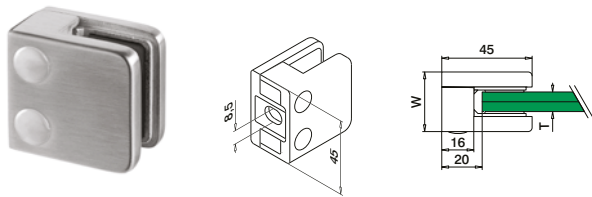
164200-000-89

Q-INFO MOD 5015 / 4200



Glasklemmer - MOD 2100

Til fladt rør



MOD 2100

| 304 | | Børstet | | | | | |
|---------------|----|-------------|-------|-----|---|--|--|
| INDOOR | W | T | | | | | |
| 132100-000-12 | 27 | Se MOD 5021 | QS-26 | 474 | 4 | | |

| 304 | | Black Line | | | | | |
|---------------|----|-------------|-------|-----|---|--|--|
| INDOOR | W | T | | | | | |
| 132100-000-82 | 27 | Se MOD 5021 | QS-26 | 474 | 4 | | |

NEW

| 316 | | Børstet | | | | | |
|---------------|----|-------------|-------|-----|---|--|--|
| OUTDOOR | W | T | | | | | |
| 142100-000-12 | 27 | Se MOD 5021 | QS-27 | 474 | 4 | | |



MOD 2100 testet for INDOOR

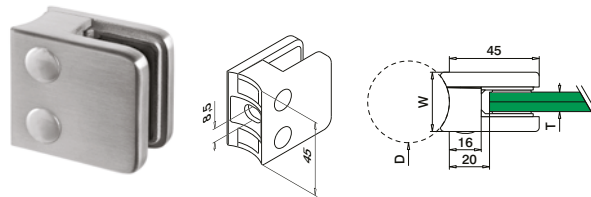
MOD 2100

| Zink | | | | | | | |
|----------------|----|-------------|-------|-----|---|--|--|
| INDOOR | W | T | | | | | |
| 102100-000-... | 29 | Se MOD 5021 | QS-28 | 474 | 4 | | |

SELL OUT



Til rundt rør



MOD 2100

| 304 | | Børstet | | | | | |
|---------------|------|---------|-------------|-------|-----|---|--|
| INDOOR | D | W | T | | | | |
| 132100-042-12 | 42,4 | 27 | Se MOD 5021 | QS-47 | 474 | 4 | |

| 316 | | Børstet | | | | | |
|---------------|------|---------|-------------|-------|-----|---|--|
| OUTDOOR | D | W | T | | | | |
| 142100-042-12 | 42,4 | 27 | Se MOD 5021 | QS-45 | 474 | 4 | |



MOD 2100 testet for INDOOR

MOD 2100

| Zink | | | | | | | |
|----------------|------|----|-------------|-------|-----|---|--|
| INDOOR | D | W | T | | | | |
| 102100-042-... | 42,4 | 29 | Se MOD 5021 | QS-46 | 474 | 4 | |

SELL OUT



Gummiindlæg til MOD 2100



2 styk per glasklemme


MOD 5021

| Tilbehør | | |
|-----------------|----|---|
| Til hærdet glas | T | |
| 205021-06 | 6 | 8 |
| 205021-08 | 8 | 8 |
| 205021-10 | 10 | 8 |

Til lamineret glas

| | | |
|-----------|------|---|
| 205021-07 | 6,76 | 8 |
| 205021-09 | 8,76 | 8 |
| 205021-44 | 9,52 | 8 |

Q-INFO 304 316 Overflader



Børstet



Sort, mat, struktur overflade

Q-INFO Zink MOD 2100 Overflader



Rå



102100-000-00




102100-042-00



Krom effekt

102100-000-17



INDOOR
Rustfrit stål effekt

102100-000-19

102100-042-19



Pulverlakeret INDOOR

102100-000-32



Pulverlakeret

102100-000-82



Pulverlakeret INDOOR

102100-000-89

Q-INFO



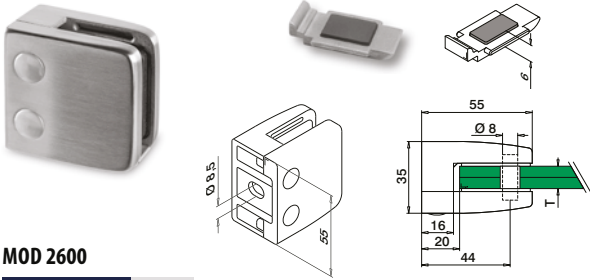
.00 finish er klar til pulverlakering.

Pris for pulverlakering på forespørgsel

Glasklemmer - MOD 2600

Til fladt rør

Bundplade medfølger



MOD 2600

304 Børstet

INDOOR T

| | | | | | |
|----------|---------------|-------------|-------|-----|---|
| SELL OUT | 132600-000-12 | Se MOD 5026 | QS-26 | 474 | 4 |
|----------|---------------|-------------|-------|-----|---|

316 Børstet

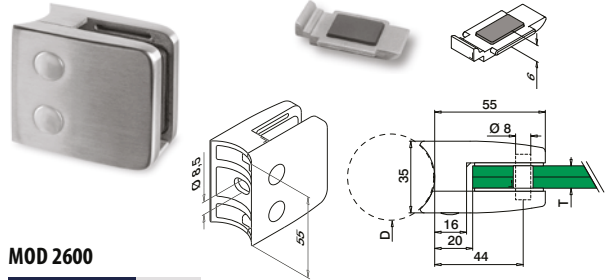
OUTDOOR

| | | | | | |
|----------|---------------|-------------|-------|-----|---|
| SELL OUT | 142600-000-12 | Se MOD 5026 | QS-27 | 474 | 4 |
|----------|---------------|-------------|-------|-----|---|



Til rundt rør

Bundplade medfølger



MOD 2600

304 Børstet

INDOOR D T

| | | | | | | |
|----------|----------------|------|-------------|-------|-----|---|
| SELL OUT | 132600-042-12* | 42,4 | Se MOD 5026 | QS-47 | 474 | 4 |
|----------|----------------|------|-------------|-------|-----|---|

| | | | | | | |
|----------|---------------|------|-------------|-------|-----|---|
| SELL OUT | 132600-048-12 | 48,3 | Se MOD 5026 | QS-47 | 474 | 4 |
|----------|---------------|------|-------------|-------|-----|---|

316 Børstet

OUTDOOR

| | | | | | | |
|----------|----------------|------|-------------|-------|-----|---|
| SELL OUT | 142600-042-12* | 42,4 | Se MOD 5026 | QS-45 | 474 | 4 |
|----------|----------------|------|-------------|-------|-----|---|

| | | | | | | |
|----------|---------------|------|-------------|-------|-----|---|
| SELL OUT | 142600-048-12 | 48,3 | Se MOD 5026 | QS-45 | 474 | 4 |
|----------|---------------|------|-------------|-------|-----|---|

| | | | | | | |
|----------|---------------|------|-------------|-------|-----|---|
| SELL OUT | 142600-060-12 | 60,3 | Se MOD 5026 | QS-45 | 474 | 4 |
|----------|---------------|------|-------------|-------|-----|---|



Gummiindlæg til MOD 2600



2 styk per glasklemme

MOD 5026

Tilbehør

| Til hærdet glas | T | |
|-----------------|----|---|
| 205026-08 | 8 | 8 |
| 205026-10 | 10 | 8 |
| 205026-12 | 12 | 8 |

Til lamineret glas

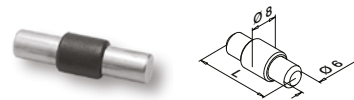
| | | |
|-----------|-------|---|
| 205026-09 | 8,76 | 8 |
| 205026-11 | 10,76 | 8 |
| 205026-54 | 11,52 | 8 |
| 205026-13 | 12,76 | 8 |

SELL OUT Kun så længe lager haves.

OBS: Bestil skruer separat.

Tilbehør

Sikkerhedsstifter



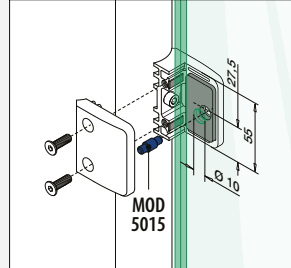
Valgfri brug til MOD 2600

MOD 5015

Tilbehør

| L | |
|-----------|---|
| 205015-25 | 4 |

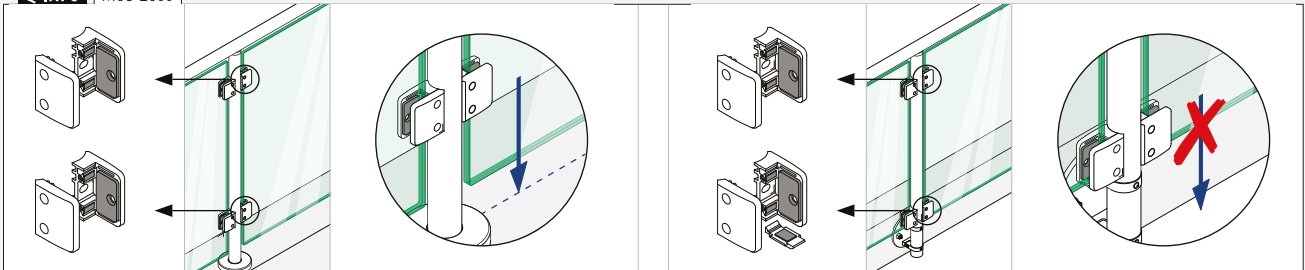
Q-INFO MOD 5015 / 2600



Q-INFO



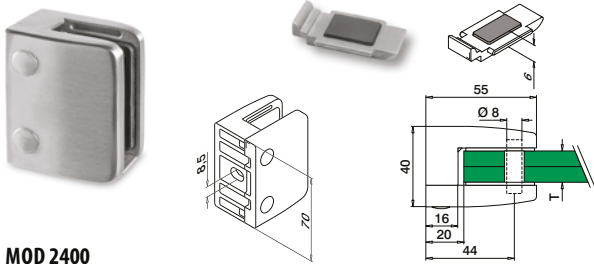
Q-INFO MOD 2600



Glasklemmer - MOD 2400

Til fladt rør

Bundplade medfølger



MOD 2400

304 Børstet

INDOOR T

| | | | | | |
|----------|---------------|-----------------|-------|-----|---|
| SELL OUT | 132400-000-12 | Se T i MOD 5024 | QS-26 | 474 | 4 |
|----------|---------------|-----------------|-------|-----|---|

304 Poleret

INDOOR

| | | | | | |
|----------|---------------|-----------------|-------|-----|---|
| SELL OUT | 132400-000-10 | Se T i MOD 5024 | QS-26 | 474 | 4 |
|----------|---------------|-----------------|-------|-----|---|

316 Børstet

OUTDOOR

| | | | | | |
|----------|---------------|-----------------|-------|-----|---|
| SELL OUT | 142400-000-12 | Se T i MOD 5024 | QS-27 | 474 | 4 |
|----------|---------------|-----------------|-------|-----|---|

316 Poleret

OUTDOOR

| | | | | | |
|----------|---------------|-----------------|-------|-----|---|
| SELL OUT | 142400-000-10 | Se T i MOD 5024 | QS-27 | 474 | 4 |
|----------|---------------|-----------------|-------|-----|---|

Zink

INDOOR

| | | | | | |
|----------|----------------|-----------------|-------|-----|---|
| SELL OUT | 102400-000-... | Se T i MOD 5024 | QS-28 | 474 | 4 |
|----------|----------------|-----------------|-------|-----|---|



Gummiindlæg til MOD 2400



2 styk per glasklemme

MOD 5024

Tilbehør

| SELL OUT | Til hærdet glas | T | |
|-----------|-----------------|---|---|
| 205024-12 | 12 | | 8 |
| 205024-15 | 15 | | 8 |

Til lamineret glas

| SELL OUT | | | |
|-----------|-------|--|---|
| 205024-44 | 9,52 | | 8 |
| 205024-54 | 11,52 | | 8 |
| 205024-13 | 12,76 | | 8 |
| 205024-64 | 13,52 | | 8 |
| 205024-17 | 16,76 | | 8 |
| 205024-18 | 17,52 | | 8 |

Q-INFO Zink Overflader

00

Rå



102400-000-00



102400-048-00

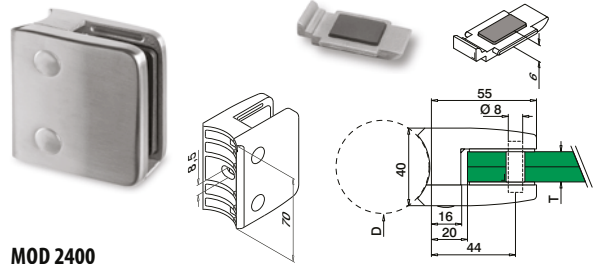
19

INDOOR
Rustfrit stål
effekt

102400-000-19

Til rundt rør

Bundplade medfølger



MOD 2400

304 Børstet

INDOOR D T

| | | | | | | |
|----------|---------------|------|-----------------|-------|-----|---|
| SELL OUT | 132400-048-12 | 48,3 | Se T i MOD 5024 | QS-47 | 474 | 4 |
|----------|---------------|------|-----------------|-------|-----|---|

316 Børstet

OUTDOOR

| | | | | | | |
|----------|---------------|------|-----------------|-------|-----|---|
| SELL OUT | 142400-048-12 | 48,3 | Se T i MOD 5024 | QS-45 | 474 | 4 |
|----------|---------------|------|-----------------|-------|-----|---|

Zink

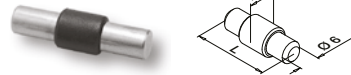
INDOOR

| | | | | | | |
|----------|----------------|------|-----------------|-------|-----|---|
| SELL OUT | 102400-048-... | 48,3 | Se T i MOD 5024 | QS-46 | 474 | 4 |
|----------|----------------|------|-----------------|-------|-----|---|



Tilbehør

Sikkerhedsstifter



Valgfri brug til MOD 2400

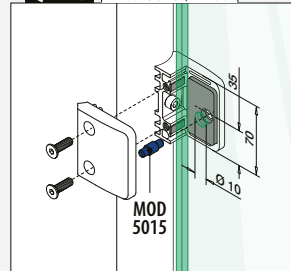
MOD 5015

Tilbehør

| SELL OUT | | L | |
|-----------|----|---|---|
| 205015-24 | 30 | | 4 |

SELL OUT Kun så længe lager haves.


Q-INFO MOD 5015 / 2400



Q-INFO



Q-INFO 304 316



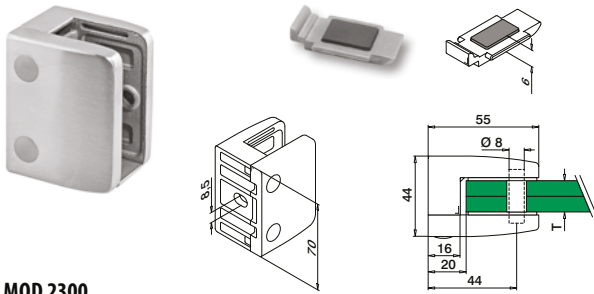
Q-INFO



Glasklemmer - MOD 2300

Til fladt rør + vægmontering

Bundplade medfølger



MOD 2300

304 Børstet

INDOOR

T



132300-000-12 Se T i MOD 5023 QS-26 474 4

316 Børstet

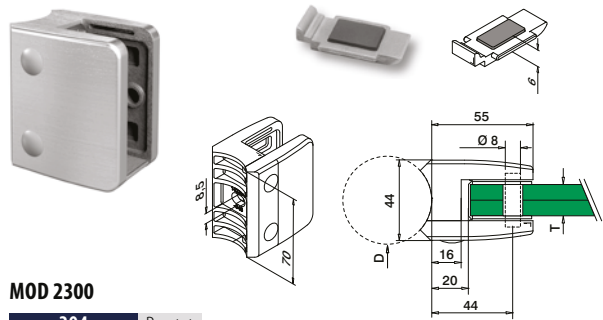
OUTDOOR

142300-000-12 Se T i MOD 5023 QS-27 474 4



Til rundt rør

Bundplade medfølger



MOD 2300

304 Børstet

INDOOR

D

T



132300-048-12 48,3 Se T i MOD 5023 QS-47 474 4

316 Børstet

OUTDOOR

142300-048-12 48,3 Se T i MOD 5023 QS-45 474 4

NEW

Gummiindlæg til MOD 2300



2 styk per glasklemme

MOD 5023

Tilbehør

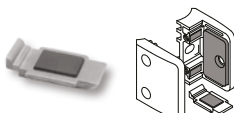
| Til hærdet glas | T | |
|-----------------|----|---|
| 205023-12 | 12 | 8 |
| 205023-15 | 15 | 8 |
| 205023-19 | 19 | 8 |

Til lamineret glas

| | | |
|-----------|-------|---|
| 205023-44 | 9,52 | 8 |
| 205023-54 | 11,52 | 8 |
| 205023-13 | 12,76 | 8 |
| 205023-64 | 13,52 | 8 |
| 205023-17 | 16,76 | 8 |
| 205023-18 | 17,52 | 8 |
| 205023-21 | 20,76 | 8 |
| 205023-22 | 21,52 | 8 |

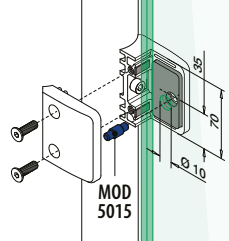
OBS: Bestil skruer separat.

Q-INFO

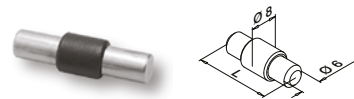


Indsæt sikkerhedspladen i glasklemmen i stedet for at anvende en sikkerhedsstift. Dine omkostninger er lavere, da der ikke skal bores i glasset.

Q-INFO MOD 5015 / 2300



Sikkerhedsstifter

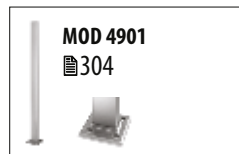


Valgfri brug til MOD 2300

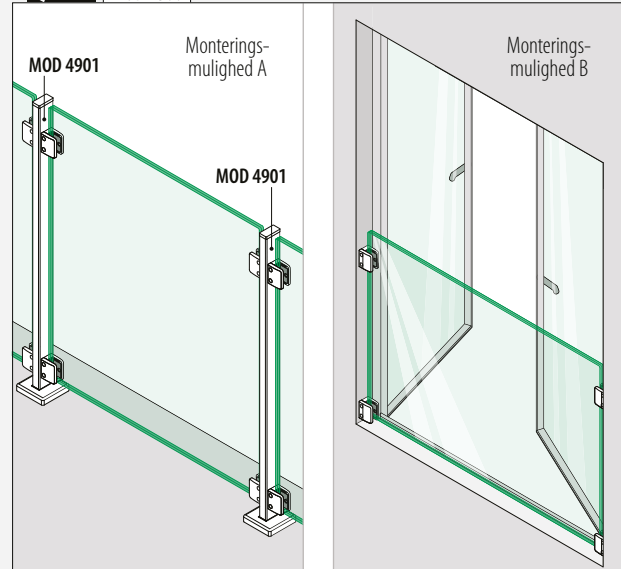
MOD 5015

Tilbehør

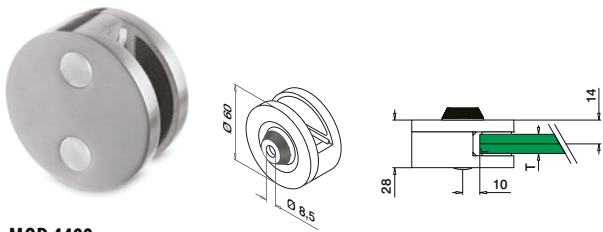
| | L | |
|-----------|----|---|
| 205015-23 | 34 | 4 |



Q-INFO MOD 2300

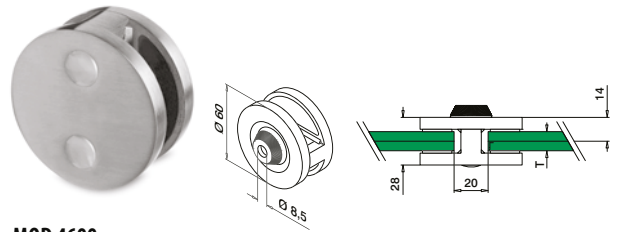


Glasklemmer - MOD 4400 / 4600



MOD 4400

| 304 | | Børstet | | |
|--------------------|-----------------|----------------------|-----|---|
| INDOOR | T | | | |
| 134400-12 | Se T i MOD 5044 | QS-47 | 474 | 4 |
| 316 | | Børstet | | |
| OUTDOOR | | | | |
| 144400-12 | Se T i MOD 5044 | QS-45 | 474 | 4 |
| Zink | | Rustfrit stål effekt | | |
| OUTDOOR | | | | |
| SELL OUT 104400-20 | Se T i MOD 5044 | QS-46 | 474 | 4 |



MOD 4600

| 304 | | Børstet | | |
|--------------------|-----------------|----------------------|-----|---|
| INDOOR | T | | | |
| 134600-12 | Se T i MOD 5044 | QS-47 | 474 | 4 |
| 316 | | Børstet | | |
| OUTDOOR | | | | |
| 144600-12 | Se T i MOD 5044 | QS-45 | 474 | 4 |
| Zink | | Rustfrit stål effekt | | |
| OUTDOOR | | | | |
| SELL OUT 104600-20 | Se T i MOD 5044 | QS-46 | 474 | 4 |



Adapter til MOD 4400 / 4600

Til fladt rør

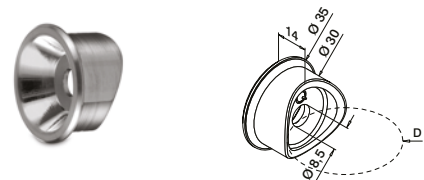


MOD 0723

| 304 | | Børstet | | |
|---------------------|--|----------------------|--|---|
| INDOOR | | | | |
| 130723-000-12 | | | | 4 |
| 316 | | Børstet | | |
| OUTDOOR | | | | |
| 140723-000-12 | | | | 4 |
| Zink | | Rustfrit stål effekt | | |
| OUTDOOR | | | | |
| SELL OUT 100723-000 | | | | 4 |

SELL OUT

Til rundt rør



MOD 0723

| 304 | | Børstet | | |
|------------------------|------|----------------------|--|---|
| INDOOR | D | | | |
| 130723-042-12 | 42,4 | | | 4 |
| SELL OUT 130723-048-12 | 48,3 | | | 4 |
| 316 | | Børstet | | |
| OUTDOOR | | | | |
| 140723-042-12 | 42,4 | | | 4 |
| 140723-048-12 | 48,3 | | | 4 |
| Zink | | Rustfrit stål effekt | | |
| OUTDOOR | | | | |
| SELL OUT 100723-042 | 42,4 | | | 4 |

SELL OUT

Gummiindlæg til MOD 4400 / 4600



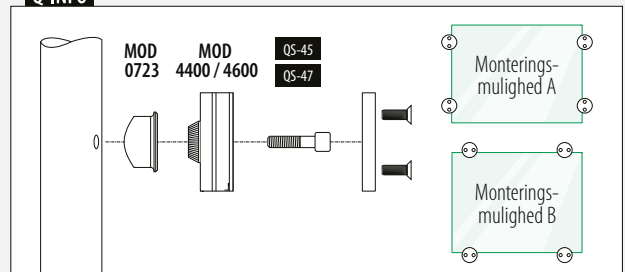
2 styk til MOD 4400,
4 styk til MOD 4600

MOD 5044

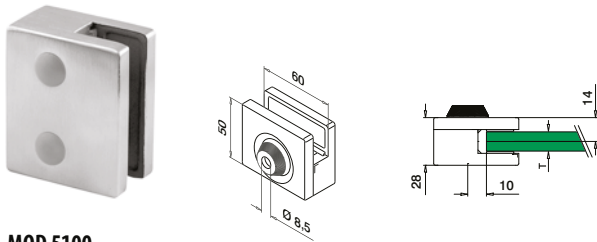
| Tilbehør | | |
|--------------------|-------|---|
| Til hærdet glas | T | |
| 205044-08 | 8 | 8 |
| 205044-10 | 10 | 8 |
| 205044-12 | 12 | 8 |
| Til lamineret glas | | |
| 205044-09 | 8,76 | 8 |
| 205044-11 | 10,76 | 8 |
| 205044-13 | 12,76 | 8 |

SELL OUT Kun så længe lager haves.

Q-INFO

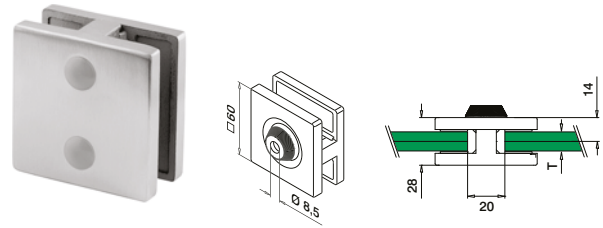


Glasklemmer - MOD 5100 / 5200



MOD 5100

| 304 | | Børstet | |
|-----------|-----------------|-----------|---|
| INDOOR | T | | |
| 135100-12 | Se T i MOD 5051 | QS-47 474 | 4 |
| 316 | | Børstet | |
| OUTDOOR | | | |
| 145100-12 | Se T i MOD 5051 | QS-45 474 | 4 |




MOD 5200

| 304 | | Børstet | |
|-----------|-----------------|-----------|---|
| INDOOR | T | | |
| 135200-12 | Se T i MOD 5051 | QS-47 474 | 4 |
| 316 | | Børstet | |
| OUTDOOR | | | |
| 145200-12 | Se T i MOD 5051 | QS-45 474 | 4 |



Adapter til MOD 5100 / 5200



MOD 0723


| 304 | | Børstet | |
|---------------|--|---------|---|
| INDOOR | | | |
| 130723-000-12 | | | 4 |
| 316 | | Børstet | |
| OUTDOOR | | | |
| 140723-000-12 | | | 4 |



MOD 0723

| 304 | | Børstet | |
|---------------|------|---------|---|
| INDOOR | D | | |
| 130723-042-12 | 42,4 | | 4 |
| 130723-048-12 | 48,3 | | 4 |
| 316 | | Børstet | |
| OUTDOOR | | | |
| 140723-042-12 | 42,4 | | 4 |
| 140723-048-12 | 48,3 | | 4 |

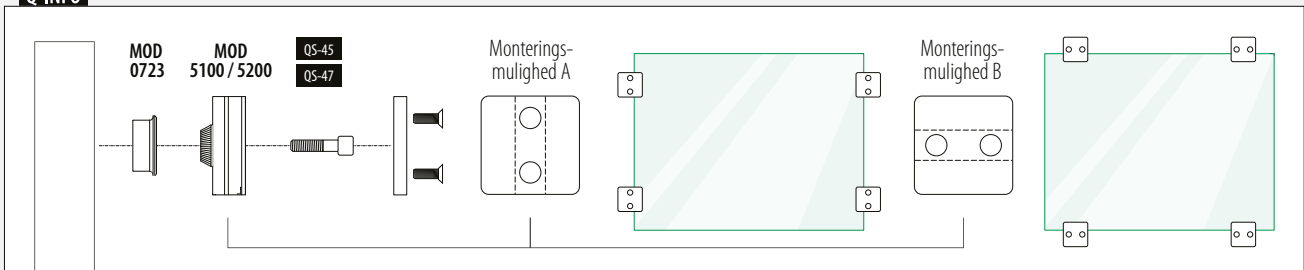
Gummiindlæg til MOD 5100 / 5200



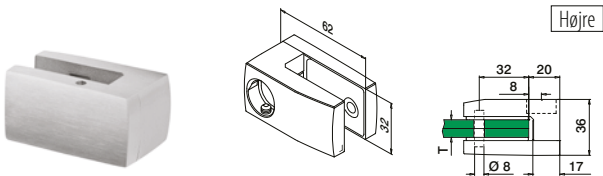
MOD 5051

| Tilbehør | | |
|--------------------|-------|---|
| Til hærdet glas | T | |
| 205051-08 | 8 | 8 |
| 205051-10 | 10 | 8 |
| Til lamineret glas | | |
| 205051-09 | 8,76 | 8 |
| 205051-11 | 10,76 | 8 |
| 205051-13 | 12,76 | 8 |

Q-INFO



Glasklemmer - MOD 2900

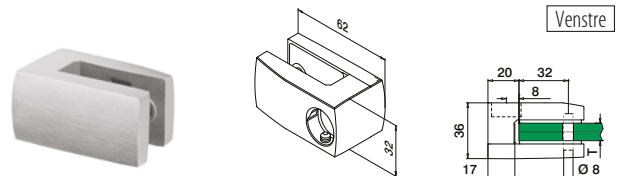


Højre

| | | | |
|-----------------------|-----------------|--|---|
| MOD 2900 | | | |
| 316 Børstet | | | |
| OUTDOOR | | | |
| T | | | |
| SELL OUT 142900-01-12 | Se T i MOD 5029 | | 2 |



International Design Model Protection

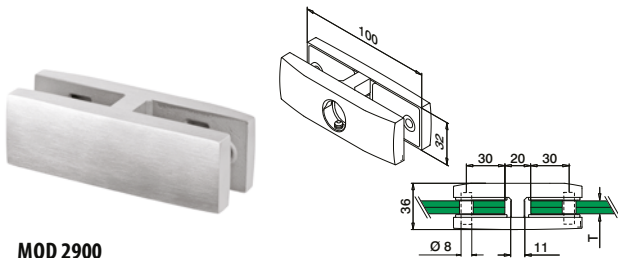


Venstre

| | | | |
|-----------------------|-----------------|--|---|
| MOD 2900 | | | |
| 316 Børstet | | | |
| OUTDOOR | | | |
| T | | | |
| SELL OUT 142900-02-12 | Se T i MOD 5029 | | 2 |



International Design Model Protection



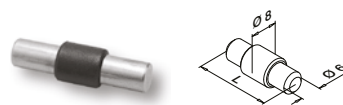
| | | | |
|-----------------------|-----------------|--|---|
| MOD 2900 | | | |
| 316 Børstet | | | |
| OUTDOOR | | | |
| T | | | |
| SELL OUT 142900-00-12 | Se T i MOD 5029 | | 2 |



International Design Model Protection

Tilbehør

Sikkerhedsstifter



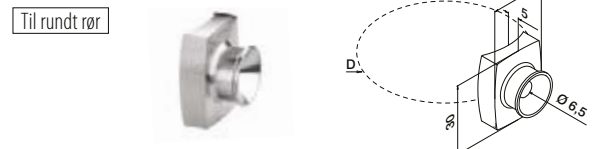
Valgfri brug til MOD 2900

| | | | |
|-----------------|----|--|---|
| MOD 5015 | | | |
| Tilbehør | | | |
| L | | | |
| 205015-22 | 22 | | 4 |

Adapter til MOD 2900



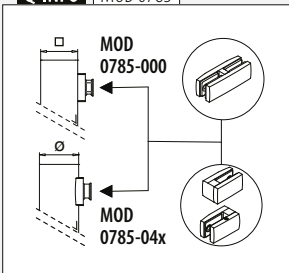
| | | | |
|--------------------|-----------|--|---|
| MOD 0785 | | | |
| 316 Børstet | | | |
| OUTDOOR | | | |
| | | | |
| 140785-000-12 | QS-16 472 | | 4 |



| | | | |
|--------------------|------|-----------|---|
| MOD 0785 | | | |
| 316 Børstet | | | |
| OUTDOOR | | | |
| D | | | |
| 140785-042-12 | 42,4 | QS-16 472 | 4 |
| 140785-048-12 | 48,3 | QS-16 472 | 4 |



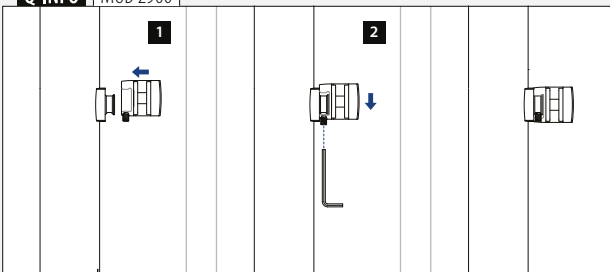
Q-INFO MOD 0785



OBS: Bestil skruer separat.

SELL OUT Kun så længe lager haves.

Q-INFO MOD 2900



Gummiindlæg til MOD 2900



2 styk per glasklemme,
4 styk til MOD 142900-00-12

| | | | |
|------------------------|----------|--|---|
| MOD 5029 | | | |
| Tilbehør | | | |
| Til hærdet glas | T | | |
| SELL OUT 205029-08 | 8 | | 4 |
| SELL OUT 205029-10 | 10 | | 4 |
| SELL OUT 205029-12 | 12 | | 4 |

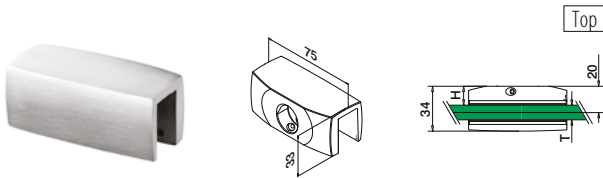
| | | | |
|---------------------------|-------|--|---|
| Til lamineret glas | | | |
| SELL OUT 205029-09 | 8,76 | | 4 |
| SELL OUT 205029-11 | 10,76 | | 4 |
| SELL OUT 205029-13 | 12,76 | | 4 |
| SELL OUT 205029-64 | 13,52 | | 4 |



MOD 5500

Q-railing

Glasholdere - MOD 5500

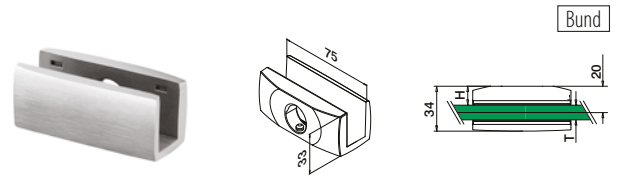


MOD 5500

| | | | | |
|----------------|-----------------|-----------------|---|--|
| 316 | Børstet | | | |
| OUTDOOR | T | H | | |
| 145500-01-12 | Se T i MOD 5055 | Se H i MOD 5055 | 2 | |



International Design Model Protection



MOD 5500

| | | | | |
|----------------|-----------------|-----------------|---|--|
| 316 | Børstet | | | |
| OUTDOOR | T | H | | |
| 145500-02-12 | Se T i MOD 5055 | Se H i MOD 5055 | 2 | |



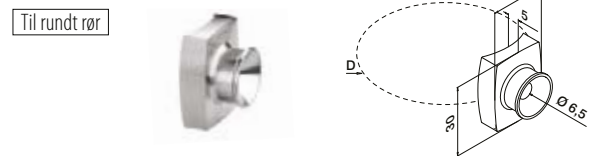
International Design Model Protection

Adapter til MOD 5500



MOD 0785

| | | | | |
|----------------|-----------|---|--|--|
| 316 | Børstet | | | |
| OUTDOOR | | | | |
| 140785-000-12 | QS-16 472 | 4 | | |



MOD 0785

| | | | | |
|----------------|----------|-----------|---|--|
| 316 | Børstet | | | |
| OUTDOOR | D | | | |
| 140785-042-12 | 42,4 | QS-16 472 | 4 | |
| 140785-048-12 | 48,3 | QS-16 472 | 4 | |



Gummiindlæg



1 styk per glasklemme

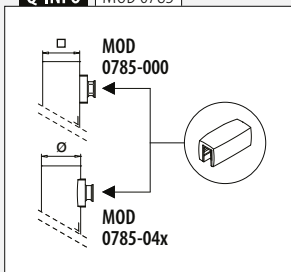
MOD 5055

| Tilbehør | | | | |
|-----------------|----------|----------|---|--|
| Til hærdet glas | T | H | | |
| 205055-08 | 8 | 15,5 | 2 | |
| 205055-10 | 10 | 14,5 | 2 | |
| 205055-12 | 12 | 13,5 | 2 | |

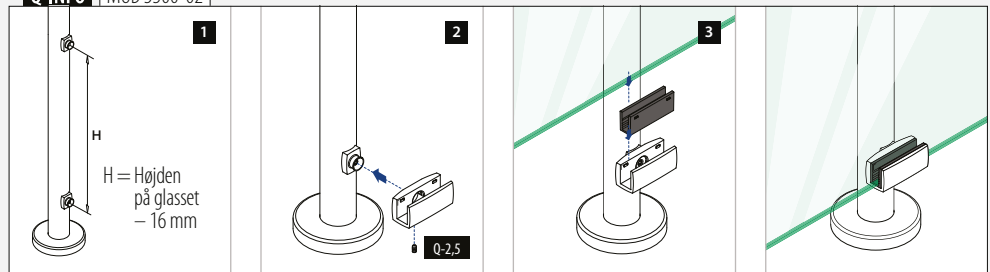
Til lamineret glas

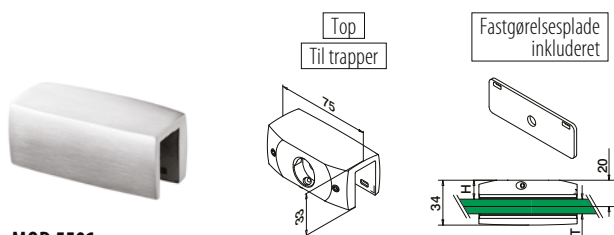
| | | | |
|-----------|-------|------|---|
| 205055-08 | 8,76 | 15 | 2 |
| 205055-10 | 10,76 | 14,5 | 2 |
| 205055-54 | 11,52 | 14 | 2 |
| 205055-12 | 12,76 | 13,5 | 2 |
| 205055-64 | 13,52 | 13 | 2 |

Q-INFO MOD 0785



Q-INFO MOD 5500-02



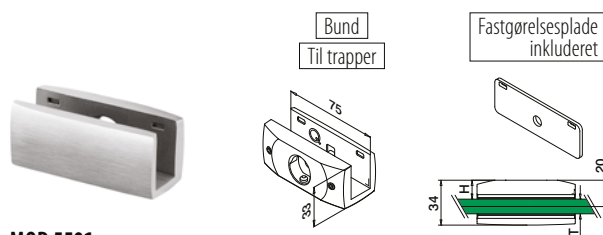


MOD 5501

| | | | | |
|----------------|----------------|----------------|---|--|
| 316 | Børstet | | | |
| OUTDOOR | T | H | | |
| 145501-01-12 | Se Ti MOD 5055 | Se Hi MOD 5055 | 2 | |



International Design Model Protection



MOD 5501

| | | | | |
|----------------|----------------|----------------|---|--|
| 316 | Børstet | | | |
| OUTDOOR | T | H | | |
| 145501-02-12 | Se Ti MOD 5055 | Se Hi MOD 5055 | 2 | |



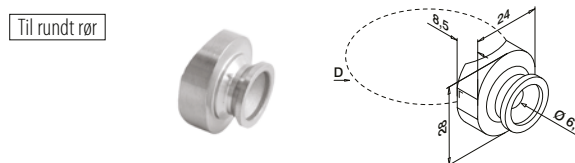
International Design Model Protection

Adapter til MOD 5501



MOD 0786

| | | | |
|----------------|-----------|---|--|
| 316 | Børstet | | |
| OUTDOOR | | | |
| 140786-000-12 | QS-16 472 | 2 | |

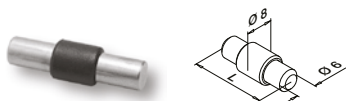


MOD 0786

| | | | |
|----------------|----------|-----------|---|
| 316 | Børstet | | |
| OUTDOOR | D | | |
| 140786-042-12 | 42,4 | QS-16 472 | 2 |
| 140786-048-12 | 48,3 | QS-16 472 | 2 |



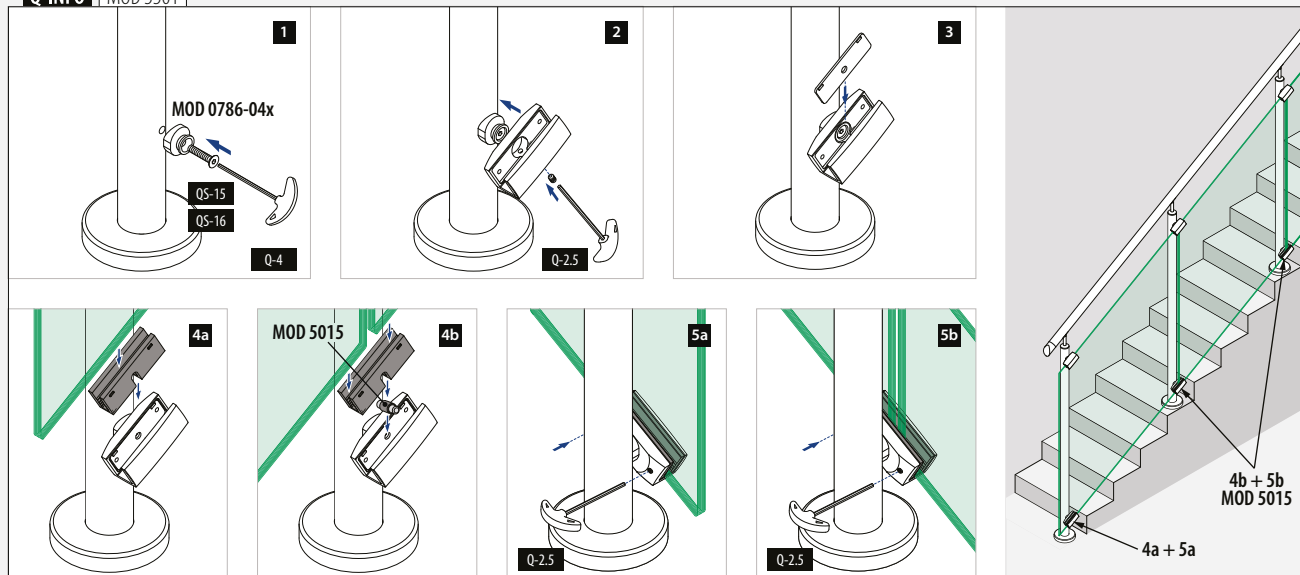
Sikkerhedsstifter



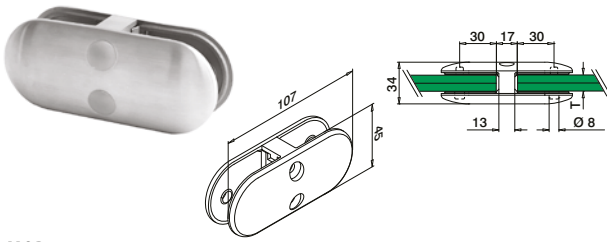
MOD 5015

| | | |
|-----------------|----------|---|
| Tilbehør | | |
| | L | |
| 205015-25 | 25 | 4 |

Q-INFO MOD 5501



Glasforbinderer - MOD 2870 / 2880 / 2890

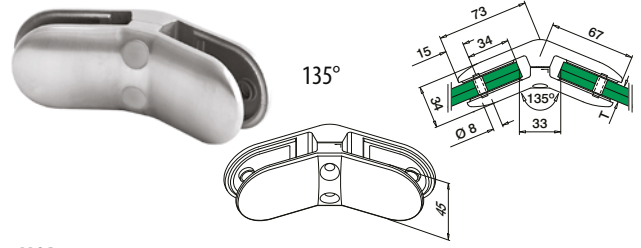


MOD 2870

| | | | |
|----------------|-----------------|--|---|
| 304 | Børstet | | |
| INDOOR | T | | |
| 132870-13-12 | Se T i MOD 5028 | | 2 |
| 316 | Børstet | | |
| OUTDOOR | T | | |
| 142870-13-12 | Se T i MOD 5028 | | 2 |



International Design Model Protection



MOD 2880

| | | | |
|----------------|-----------------|--|---|
| 316 | Børstet | | |
| OUTDOOR | T | | |
| 142880-13-12 | Se T i MOD 5028 | | 2 |

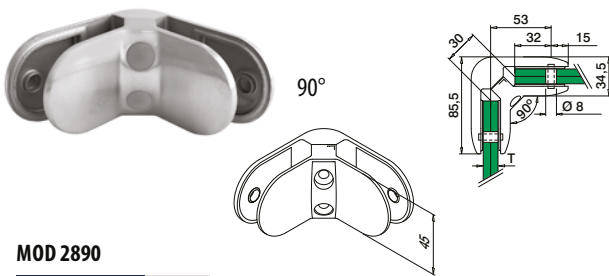


International Design Model Protection

Gummiindlæg til MOD 2870 / 2880 / 2890



4 styk per
glasforbinderer

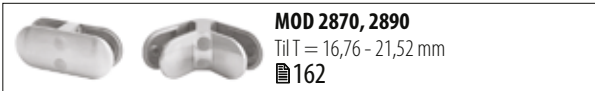


MOD 2890

| | | | |
|----------------|-----------------|--|---|
| 304 | Børstet | | |
| INDOOR | T | | |
| 132890-13-12 | Se T i MOD 5028 | | 2 |
| 316 | Børstet | | |
| OUTDOOR | T | | |
| 142890-13-12 | Se T i MOD 5028 | | 2 |



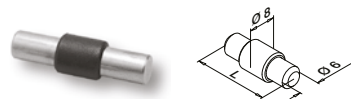
International Design Model Protection



MOD 5028

| Tilbehør | | | |
|--------------------|-------|--|---|
| Til hærdet glas | T | | |
| 205028-06 | 6 | | 8 |
| 205028-08 | 8 | | 8 |
| 205028-10 | 10 | | 8 |
| 205028-12 | 12 | | 8 |
| Til lamineret glas | | | |
| 205028-09 | 8,76 | | 8 |
| 205028-44 | 9,52 | | 8 |
| 205028-11 | 10,76 | | 8 |
| 205028-54 | 11,52 | | 8 |
| 205028-13 | 12,76 | | 8 |

Sikkerhedsstifter

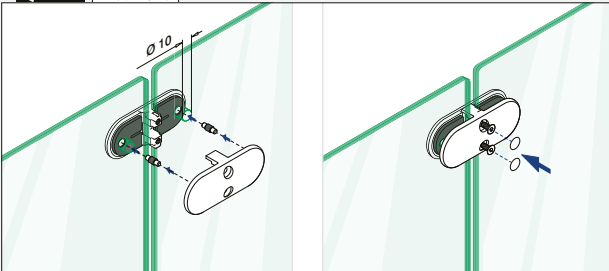


Valgfri brug til
MOD 2870 / 2880 / 2890

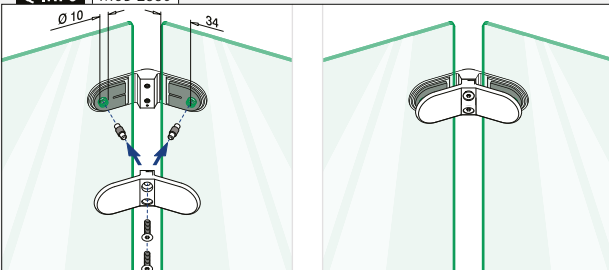
MOD 5015

| Tilbehør | | | |
|-----------|----|--|---|
| | L | | |
| 205015-22 | 22 | | 4 |

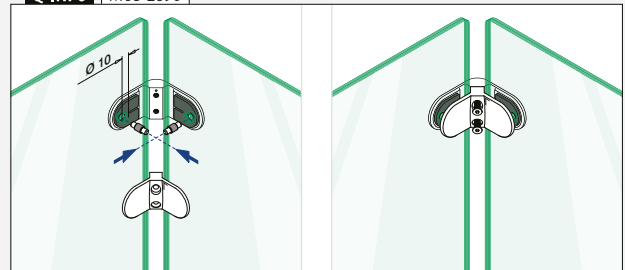
Q-INFO MOD 2870



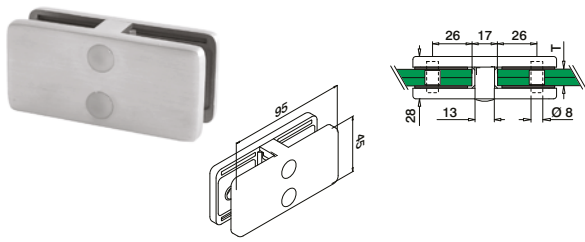
Q-INFO MOD 2880



Q-INFO MOD 2890



Glasforbinderer - MOD 4270 / 4280 / 4290

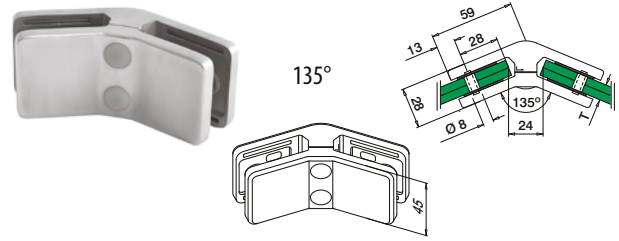


MOD 4270

| | | | |
|----------------|-----------------|--|---|
| 304 | Børstet | | |
| INDOOR | T | | |
| 134270-13-12 | Se T i MOD 5042 | | 2 |
| 316 | Børstet | | |
| OUTDOOR | T | | |
| 144270-13-12 | Se T i MOD 5042 | | 2 |



International Design Model Protection



MOD 4280

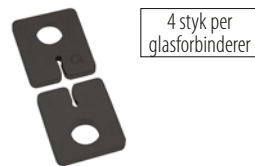
| | | | |
|----------------|-----------------|--|---|
| 316 | Børstet | | |
| OUTDOOR | T | | |
| 144280-13-12 | Se T i MOD 5042 | | 2 |



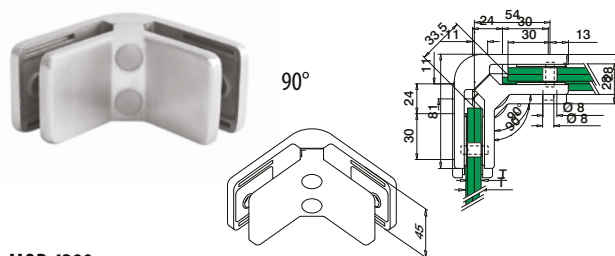
International Design Model Protection

Fyldninger

Gummiindlæg til MOD 4270 / 4280 / 4290

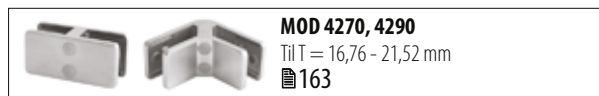


4 styk per glasforbinderer



MOD 4290

| | | | |
|----------------|-----------------|--|---|
| 304 | Børstet | | |
| INDOOR | T | | |
| 134290-13-12 | Se T i MOD 5042 | | 2 |
| 316 | Børstet | | |
| OUTDOOR | T | | |
| 144290-13-12 | Se T i MOD 5042 | | 2 |

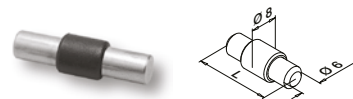


MOD 5042

| | | | |
|---------------------------|----------|--|---|
| Tilbehør | | | |
| Til hærdet glas | T | | |
| 205042-06 | 6 | | 8 |
| 205042-08 | 8 | | 8 |
| 205042-10 | 10 | | 8 |
| 205042-12 | 12 | | 8 |
| Til lamineret glas | | | |
| 205042-07 | 6,76 | | 8 |
| 205042-41 | 8,38 | | 8 |
| 205042-09 | 8,76 | | 8 |
| 205042-44 | 9,52 | | 8 |
| 205042-11 | 10,76 | | 8 |
| 205042-54 | 11,52 | | 8 |
| 205042-13 | 12,76 | | 8 |

Tilbehør

Sikkerhedsstifter

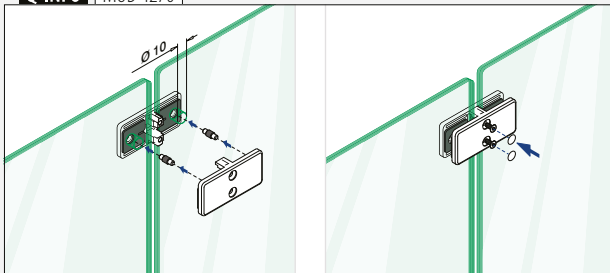


Valgfri brug til MOD 4270 / 4280 / 4290

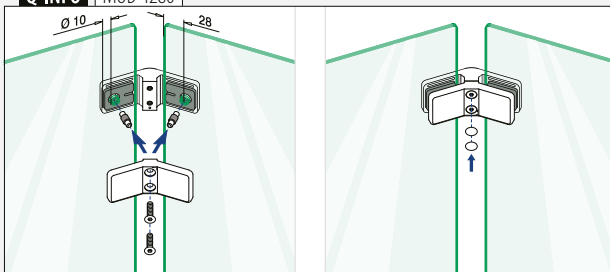
MOD 5015

| | | | |
|-----------------|----------|--|---|
| Tilbehør | | | |
| | L | | |
| 205015-22 | 22 | | 4 |

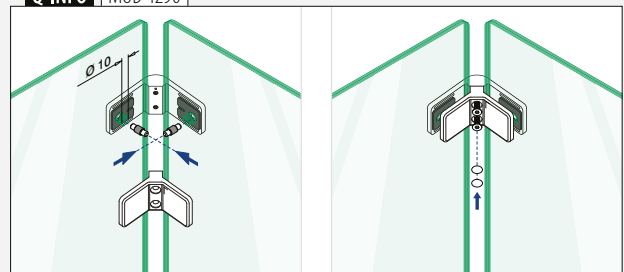
Q-INFO MOD 4270



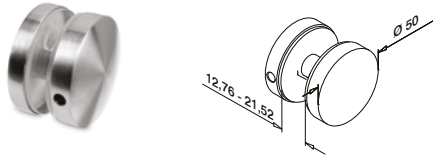
Q-INFO MOD 4280



Q-INFO MOD 4290



Glas - glas



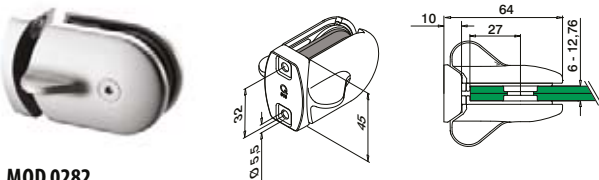
MOD 0742

| | | |
|----------------|---------|---|
| 304 | Børstet | |
| INDOOR | | |
| 130742-12 | | 2 |
| 316 | Børstet | |
| OUTDOOR | | |
| 140742-12 | | 2 |
| 316 | Poleret | |
| OUTDOOR | | |
| 140742-10 | | 2 |



Dørlukkere

Til fladt rør



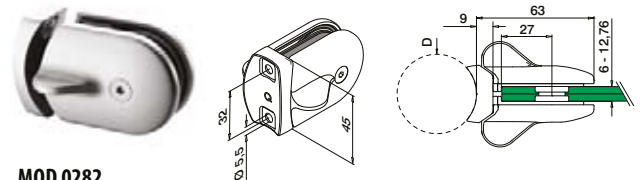
MOD 0282

| | | | |
|----------------|---------|-----|---|
| 316 | Børstet | | |
| OUTDOOR | | | |
| 140282-000 | QS-13 | 472 | 1 |



International Design Model Protection

Til rundt rør



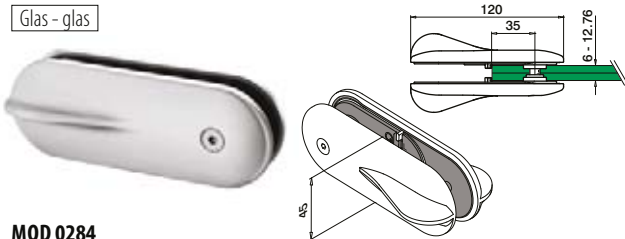
MOD 0282

| | | | |
|----------------|---------|-------|-----|
| 316 | Børstet | | |
| OUTDOOR | D | | |
| 140282-042 | 42,4 | QS-13 | 472 |
| 140282-048 | 48,3 | QS-13 | 472 |



International Design Model Protection

Glas - glas



MOD 0284


| | | |
|----------------|---------|---|
| 316 | Børstet | |
| OUTDOOR | | |
| 140284 | | 1 |



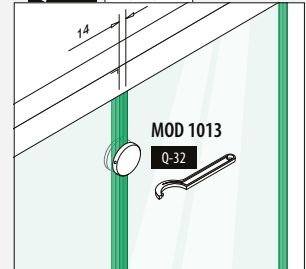
International Design Model Protection

OBS: Bestil skruer separat.

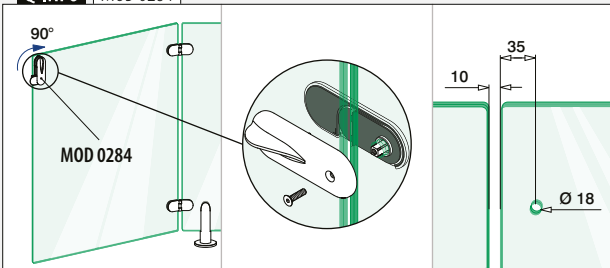
Q-INFO | 304 | 316



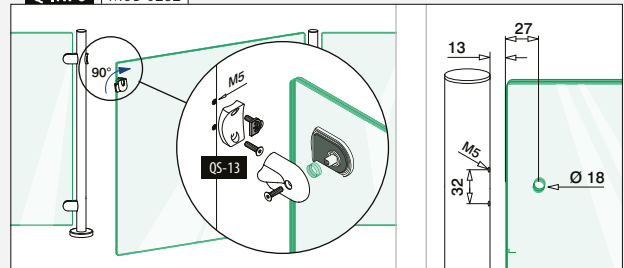
Q-INFO | MOD 0742



Q-INFO | MOD 0284

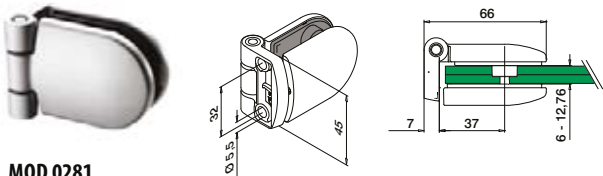


Q-INFO | MOD 0282



Hængsler

Til fladt rør



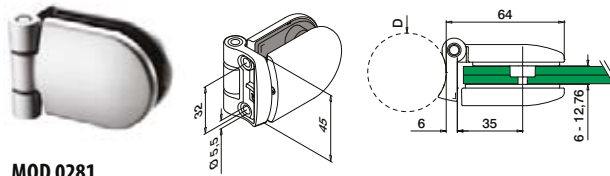
MOD 0281

| | | | |
|----------------|---------|-----|---|
| 316 | Børstet | | |
| OUTDOOR | | | |
| 140281-000 | QS-13 | 472 | 2 |



International Design Model Protection

Til rundt rør



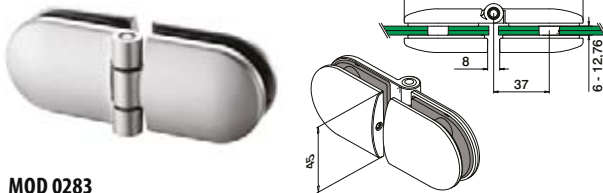
MOD 0281

| | | | |
|----------------|---------|-------|-----|
| 316 | Børstet | | |
| OUTDOOR | D | | |
| 140281-042 | 42,4 | QS-13 | 472 |
| 140281-048 | 48,3 | QS-13 | 472 |



International Design Model Protection

Glas - glas



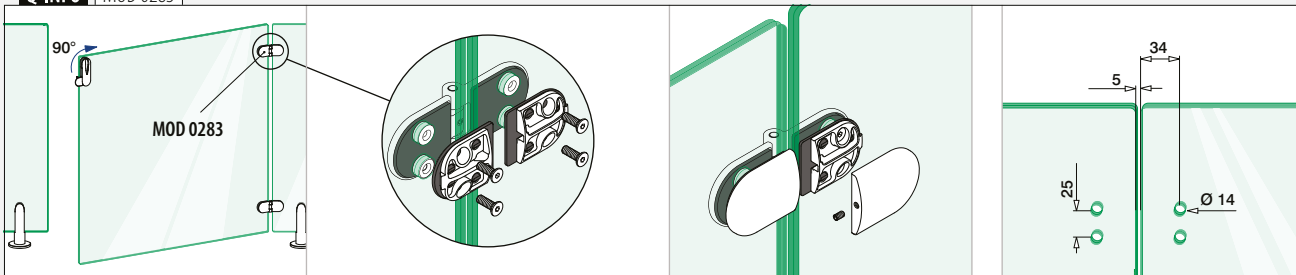
MOD 0283

| | | |
|----------------|---------|---|
| 316 | Børstet | |
| OUTDOOR | | |
| 140283 | | 2 |

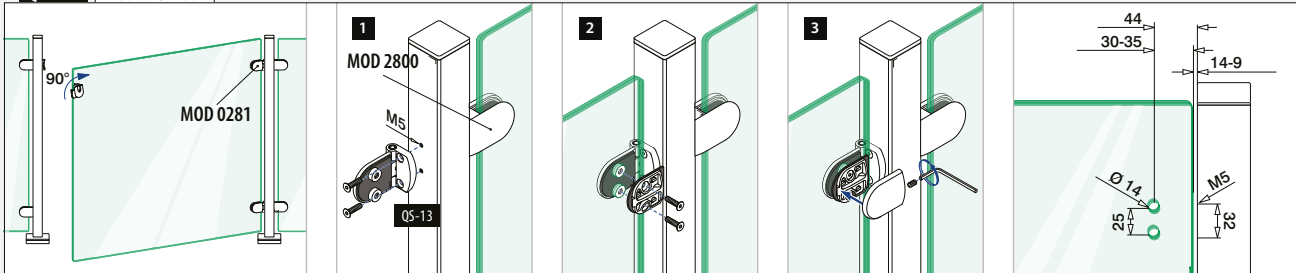


International Design Model Protection

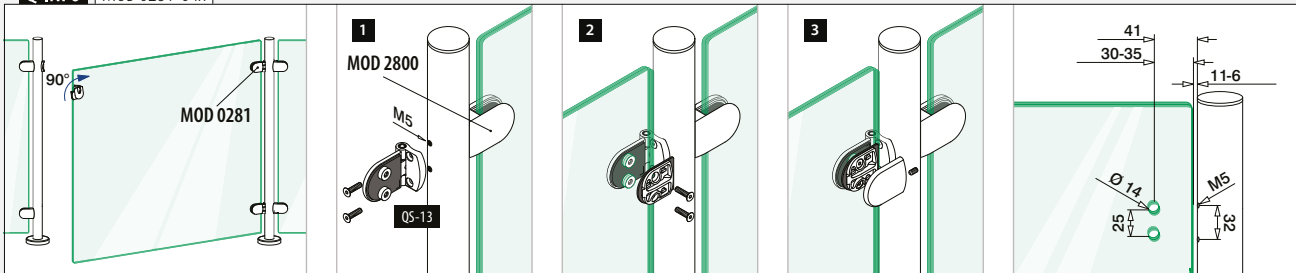
Q-INFO MOD 0283



Q-INFO MOD 0281-000



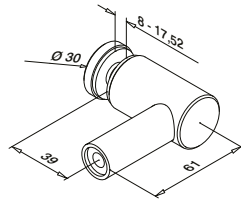
Q-INFO MOD 0281-04x





MOD 0754

Til fladt rør



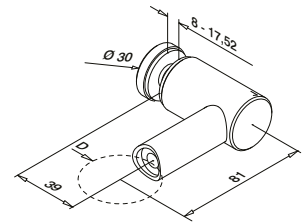
MOD 0754

| | | | |
|----------------|---------|-----|---|
| 316 | Børstet | | |
| OUTDOOR | | | |
| 140754-000-12 | QS-30 | 472 | 4 |



International Design Model Protection

Til rundt rør



MOD 0754

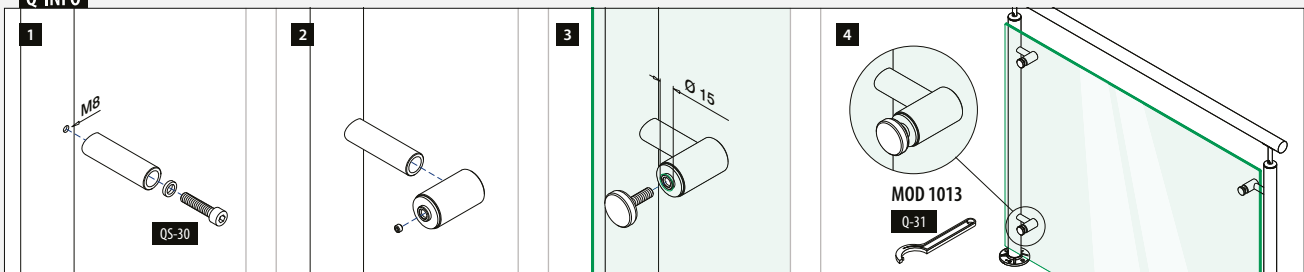
| | | | |
|----------------|----------|-------|-----|
| 316 | Børstet | | |
| OUTDOOR | D | | |
| 140754-042-12 | 42,4 | QS-30 | 472 |
| 140754-048-12 | 48,3 | QS-30 | 472 |



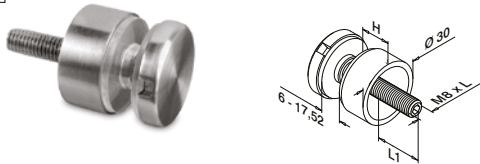
International Design Model Protection

OBS: Bestil skruer separat.

Q-INFO



Til fladt rør



MOD 0746

| 304 | | Børstet | | |
|---------------|----|---------|---------|---|
| INDOOR | H | L | L1 | |
| 130746-015-12 | 15 | 50 | 10 - 22 | 4 |
| 130746-020-12 | 20 | 60 | 14 - 26 | 4 |
| 130746-030-12 | 30 | 70 | 14 - 26 | 4 |
| 130746-040-12 | 40 | 80 | 14 - 26 | 4 |
| 130746-050-12 | 50 | 90 | 14 - 26 | 4 |

| 316 | | Børstet | | |
|---------------|----|---------|---------|---|
| OUTDOOR | | | | |
| 140746-015-12 | 15 | 50 | 10 - 22 | 4 |

| 316 | | Poleret | | |
|---------------|----|---------|---------|---|
| OUTDOOR | | | | |
| 140746-015-10 | 15 | 50 | 10 - 22 | 4 |

SELL OUT

| | | | | |
|---------------|----|----|---------|---|
| 140746-015-10 | 15 | 50 | 10 - 22 | 4 |
|---------------|----|----|---------|---|

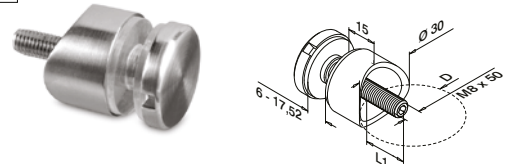
| Zink | | | | |
|------------|----|----|---------|---|
| INDOOR | | | | |
| 100746-... | 15 | 50 | 10 - 22 | 4 |

SELL OUT

| | | | | |
|------------|----|----|---------|---|
| 100746-... | 15 | 50 | 10 - 22 | 4 |
|------------|----|----|---------|---|



Til rundt rør




MOD 0746

| 304 | | Børstet | | |
|---------------|------|---------|---|--|
| INDOOR | D | L1 | | |
| 130746-033-12 | 33,7 | 10 - 22 | 4 | |
| 130746-042-12 | 42,4 | 10 - 22 | 4 | |
| 130746-048-12 | 48,3 | 10 - 22 | 4 | |

SELL OUT
SELL OUT
SELL OUT

| 316 | | Børstet | | |
|---------------|------|---------|---|--|
| OUTDOOR | | | | |
| 140746-033-12 | 33,7 | 10 - 22 | 4 | |
| 140746-042-12 | 42,4 | 10 - 22 | 4 | |
| 140746-048-12 | 48,3 | 10 - 22 | 4 | |
| 140746-060-12 | 60,3 | 10 - 22 | 4 | |

SELL OUT
SELL OUT
SELL OUT
SELL OUT



MOD 0740

| 304 | | Børstet | | |
|-----------|--|---------|--|---|
| INDOOR | | | | |
| 130740-12 | | | | 4 |

SELL OUT

| 316 | | Børstet | | |
|-----------|--|---------|--|---|
| OUTDOOR | | | | |
| 140740-12 | | | | 4 |

| 316 | | Poleret | | |
|-----------|--|---------|--|---|
| OUTDOOR | | | | |
| 140740-10 | | | | 4 |

SELL OUT



MOD 0755

| 304 | | Børstet | | |
|-----------|----|---------|---|--|
| INDOOR | Ø | | | |
| 130755-16 | 16 | | 4 | |


SELL OUT

| 316 | | Børstet | | |
|-----------|----|---------|---|--|
| OUTDOOR | | | | |
| 140755-12 | 12 | | 4 | |

SELL OUT

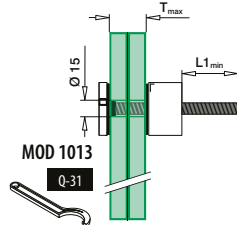


Q-INFO 316



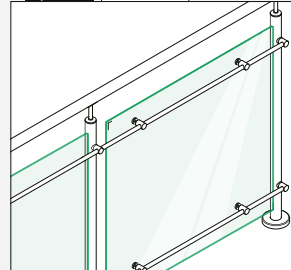
10 Poleret 12 Børstet

Q-INFO MOD 0746

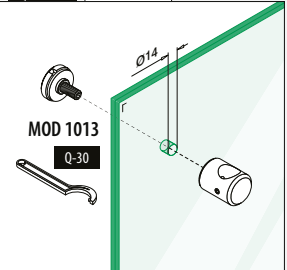


MOD 1013 Q-31

Q-INFO MOD 0755




Q-INFO MOD 0755



MOD 1013 Q-30


Q-INFO Zink MOD 0746 Overflader



00 Rå



16 Mat krom effekt



19 INDOOR Rustfrit stål effekt



32 RAL 9016 Pulverlakeret INDOOR Hvid, silkeagtig, glat



89 RAL 9005 Pulverlakeret INDOOR Sort, mat, glat

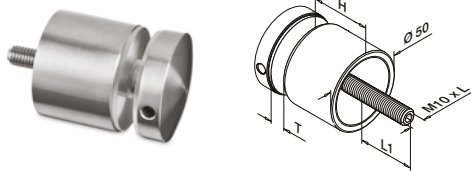
Q-INFO



MOD 5030 475

Ekstra silikone indlæg til glasadapter

Til fladt rør



MOD 0747

| 304 | | Børstet | | | | |
|---------------|----|-----------|----|---------|---|--|
| INDOOR | H | T | L | L1 | | |
| 130747-010-12 | 10 | 8 - 17,52 | 50 | 11 - 22 | 2 | |
| 130747-020-12 | 20 | 8 - 25,52 | 70 | 13 - 31 | 2 | |
| 130747-030-12 | 30 | 8 - 25,52 | 80 | 13 - 31 | 2 | |
| 130747-040-12 | 40 | 8 - 17,52 | 80 | 11 - 22 | 2 | |
| 130747-050-12 | 50 | 8 - 17,52 | 90 | 11 - 22 | 2 | |

| 304 | | Black Line | | | | |
|--------|---------------|------------|-----------|----|---------|---|
| INDOOR | | | | | | |
| NEW | 130747-010-82 | 10 | 8 - 17,52 | 50 | 11 - 22 | 2 |
| NEW | 130747-030-82 | 30 | 8 - 25,52 | 80 | 13 - 31 | 2 |

| 316 | | Børstet | | | | |
|---------------|----|-----------|----|---------|---|--|
| OUTDOOR | | | | | | |
| 140747-010-12 | 10 | 8 - 17,52 | 50 | 11 - 22 | 2 | |
| 140747-020-12 | 20 | 8 - 25,52 | 70 | 13 - 31 | 2 | |
| 140747-030-12 | 30 | 8 - 25,52 | 80 | 13 - 31 | 2 | |
| 140747-040-12 | 40 | 8 - 17,52 | 80 | 11 - 21 | 2 | |
| 140747-050-12 | 50 | 8 - 17,52 | 90 | 11 - 21 | 2 | |

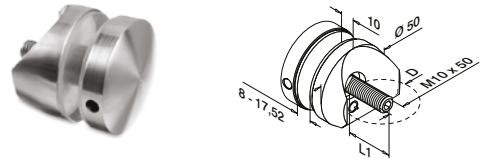
| 316 | | Poleret | | | | |
|---------------|----|-----------|----|---------|---|--|
| OUTDOOR | | | | | | |
| 140747-030-10 | 30 | 8 - 25,52 | 80 | 13 - 31 | 2 | |

| Zink | | Rå | | | | |
|----------|-----------|----|-----------|----|---------|---|
| INDOOR | | | | | | |
| SELL OUT | 100747-00 | 10 | 8 - 17,52 | 50 | 11 - 22 | 2 |

| Zink | | Rustfrit stål effekt | | | | |
|----------|-----------|----------------------|-----------|----|---------|---|
| OUTDOOR | | | | | | |
| SELL OUT | 100747-20 | 10 | 8 - 17,52 | 50 | 11 - 22 | 2 |



Til rundt rør




MOD 1747

| 304 | | Børstet | | | |
|----------|------------------|---------|---------|---|--|
| INDOOR | D | L1 | | | |
| SELL OUT | 131747-010-42-12 | 42,4 | 10 - 20 | 2 | |
| | 131747-010-48-12 | 48,3 | 10 - 20 | 2 | |

| 316 | | Børstet | | | |
|---------|------------------|---------|---------|---|--|
| OUTDOOR | | | | | |
| | 141747-010-42-12 | 42,4 | 10 - 20 | 2 | |



Q-INFO Zink




Rå Rustfrit stål effekt

Q-INFO



.00 finish er klar til pulverlakering. Pris for pulverlakering på forespørgsel

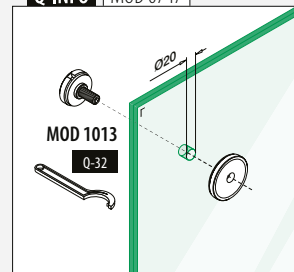
Q-INFO 304 316



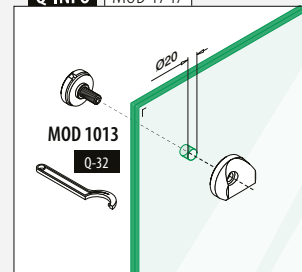
Poleret Børstet Sort, mat, struktur overflade

SELL OUT Kun så længe lager haves.

Q-INFO MOD 0747



Q-INFO MOD 1747









6

TILBEHØR

| | |
|---|-----------|
| Overblik Q-screws / Q-anchors | 456 |
| Find det rigtige anker | 457 - 463 |
| | |
| Ankre | 464 - 467 |
| Skruer | 468 - 472 |
| Monteringsmateriale | 473 - 474 |
| Reservedele til glasklemmer/adapter | 475 |
| Boring og gevindskæring | 476 - 477 |
| Monteringstilbehør | 478 - 481 |
| Pleje og rengøring | 482 |
| Værktøj | 483 - 485 |
| | |
| Symbol indeks | 487 |

Enkelt at bestille. En opsummering på side 464 - 480.

| QS | # |  |  |
|--------|------------|---|---|
| QS-1 | 230205-050 | 50 | 471 |
| QS-2 | 240205-050 | 50 | 471 |
| QS-3 | 230200-760 | 50 | 471 |
| QS-4 | 240200-760 | 50 | 471 |
| QS-5 | 230210-025 | 50 | 471 |
| QS-6 | 240210-025 | 50 | 471 |
| QS-7 | 230210-038 | 50 | 471 |
| QS-8 | 230230-025 | 50 | 471 |
| QS-9 | 240230-025 | 50 | 471 |
| QS-10 | 230690-516 | 50 | 472 |
| QS-11 | 240690-516 | 50 | 472 |
| QS-12 | 230670-520 | 50 | 472 |
| QS-13 | 240670-520 | 50 | 472 |
| QS-14 | 230670-620 | 50 | 472 |
| QS-15 | 230670-625 | 50 | 472 |
| QS-16 | 240670-625 | 50 | 472 |
| QS-17 | 230670-630 | 50 | 472 |
| QS-18 | 240670-630 | 50 | 472 |
| QS-19 | 230670-825 | 50 | 472 |
| QS-20 | 240670-825 | 50 | 472 |
| QS-21 | 230670-840 | 50 | 472 |
| QS-22 | 240670-840 | 50 | 472 |
| QS-23 | 230680-620 | 50 | 472 |
| QS-24 | 230680-635 | 50 | 472 |
| QS-25 | 230680-660 | 50 | 472 |
| QS-26 | 230680-820 | 50 | 472 |
| QS-27 | 240680-820 | 50 | 472 |
| QS-28 | 250680-820 | 50 | 472 |
| QS-29 | 230680-835 | 50 | 472 |
| QS-30 | 240680-835 | 50 | 472 |
| QS-32 | 244010-212 | 10 | 464 |
| QS-33 | 254010-212 | 10 | 464 |
| QS-34 | 244110-875 | 10 | 467 |
| QS-35 | 254110-875 | 10 | 467 |
| QS-36 | 254210-212 | 25 | 467 |
| QS-38 | 230800-616 | 50 | 474 |
| QS-39 | 230800-817 | 50 | 474 |
| QS-40 | 230800-121 | 50 | 474 |
| QS-41 | 240670-616 | 50 | 475 |
| QS-42 | 240670-620 | 50 | 475 |
| QS-43 | 250670-616 | 50 | 475 |
| QS-44 | 250670-620 | 50 | 475 |
| QS-45 | 240681 | 50 | 474 |
| QS-46 | 250681 | 50 | 474 |
| QS-47 | 230681 | 50 | 474 |
| QS-48 | 230670-612 | 50 | 472 |
| QS-49 | 230211-340 | 50 | 471 |
| QS-50 | 240210-038 | 50 | 471 |
| QS-51 | 200842 | 50 | 480 |
| QS-53 | 240680-620 | 50 | 472 |
| QS-54 | 230680-645 | 50 | 472 |
| QS-55 | 200851-827 | 50 | 470 |
| QS-56 | 230230-038 | 50 | 471 |
| QS-57 | 240230-038 | 50 | 471 |
| QS-58 | 244110-190 | 10 | 467 |
| QS-59 | 254110-190 | 10 | 467 |
| QS-60 | 244010-217 | 10 | 464 |
| QS-62 | 244010-880 | 10 | 464 |
| QS-63 | 254010-880 | 10 | 464 |
| QS-64 | 244010-185 | 10 | 464 |
| QS-65 | 254010-185 | 10 | 464 |
| QS-66 | 250803-120 | 50 | 478 |
| QS-67 | 230680-140 | 50 | 472 |
| QS-69 | 230803-818 | 50 | 478 |
| QS-70 | 240680-645 | 50 | 472 |
| QS-71 | 240680-660 | 50 | 472 |
| QS-72 | 240680-140 | 50 | 472 |
| QS-74 | 240670-240 | 50 | 472 |
| QS-80 | 240800-616 | 50 | 474 |
| QS-81 | 240800-817 | 50 | 474 |
| QS-82 | 240800-121 | 50 | 474 |
| QS-83 | 230690-616 | 50 | 472 |
| QS-84 | 240690-616 | 50 | 472 |
| QS-85 | 230205-090 | 50 | 471 |
| QS-86 | 240205-090 | 50 | 471 |
| QS-87 | 200841-635 | 100 | 470 |
| QS-89 | 240670-612 | 50 | 472 |
| QS-90 | 240400-505 | 50 | 472 |
| QS-91 | 230400-505 | 50 | 472 |
| QS-92 | 240400-610 | 50 | 472 |
| QS-93 | 240490-506 | 50 | 472 |
| QS-94 | 230490-506 | 50 | 472 |
| QS-200 | 230240-412 | 50 | 471 |
| QS-202 | 230690-510 | 50 | 472 |
| QS-203 | 240690-510 | 50 | 472 |

















| QS | # |  |  |
|--------|------------|---|---|
| QS-205 | 240670-608 | 50 | 472 |
| QS-207 | 244510-290 | 10 | 465 |
| QS-208 | 254510-290 | 10 | 465 |
| QS-211 | 244510-212 | 10 | 465 |
| QS-212 | 254510-212 | 10 | 465 |
| QS-213 | 244260-180 | 50 | 468 |
| QS-214 | 244250-180 | 50 | 468 |
| QS-215 | 240663-224 | 50 | 473 |
| QS-216 | 250663-224 | 50 | 473 |
| QS-217 | 240664-220 | 50 | 473 |
| QS-219 | 240661-235 | 50 | 473 |
| QS-221 | 240662-230 | 50 | 473 |
| QS-222 | 250662-230 | 50 | 473 |
| QS-223 | 240661-230 | 50 | 473 |
| QS-224 | 250661-230 | 50 | 473 |
| QS-225 | 240661-245 | 50 | 473 |
| QS-250 | 250260-008 | 50 | 469 |
| QS-251 | 250260-012 | 50 | 469 |
| QS-255 | 250250-808 | 50 | 469 |
| QS-256 | 250250-812 | 50 | 469 |
| QS-258 | 250250-012 | 50 | 469 |
| QS-261 | 240690-608 | 50 | 472 |
| QS-264 | 230250-608 | 50 | 469 |
| QS-265 | 230250-610 | 50 | 469 |
| QS-266 | 240915-550 | 50 | 469 |
| QS-267 | 240212-438 | 50 | 471 |
| QS-268 | 240212-413 | 50 | 471 |
| QS-270 | 254410-811 | 10 | 464 |
| QS-271 | 244410-811 | 10 | 464 |
| QS-272 | 254410-113 | 10 | 464 |
| QS-273 | 244410-113 | 10 | 464 |
| QS-274 | 254410-215 | 10 | 464 |
| QS-275 | 244410-215 | 10 | 464 |
| QS-276 | 254410-217 | 10 | 464 |
| QS-277 | 244410-217 | 10 | 464 |
| QS-281 | 254410-820 | 10 | 464 |
| QS-282 | 244410-820 | 10 | 464 |
| QS-284 | 254410-226 | 10 | 464 |
| QS-285 | 244410-226 | 10 | 464 |
| QS-286 | 240665-232 | 50 | 468 |
| QS-287 | 240666-816 | 50 | 473 |
| QS-288 | 230491-850 | 50 | 470 |
| QS-289 | 240651-208 | 50 | 473 |
| QS-290 | 250251-010 | 25 | 469 |
| QS-503 | 230210-060 | 50 | 471 |
| QS-504 | 240210-060 | 50 | 471 |
| QS-505 | 254510-210 | 10 | 465 |
| QS-507 | 254010-217 | 10 | 464 |
| QS-512 | 200203 | 50 | 478 |
| QS-513 | 240650-865 | 50 | 473 |
| QS-514 | 230650-865 | 50 | 473 |
| QS-515 | 240650-108 | 50 | 473 |
| QS-516 | 240650-210 | 50 | 473 |
| QS-517 | 230650-108 | 50 | 473 |
| QS-518 | 230650-210 | 50 | 473 |
| QS-519 | 244210-212 | 25 | 467 |
| QS-520 | 244510-180 | 10 | 465 |
| QS-521 | 254510-180 | 10 | 465 |
| QS-528 | 254510-875 | 10 | 465 |
| QS-529 | 244510-875 | 10 | 465 |
| QS-530 | 240670-135 | 50 | 472 |
| QS-531 | 230670-135 | 50 | 472 |
| QS-532 | 230670-130 | 50 | 472 |
| QS-533 | 240670-130 | 50 | 472 |
| QS-549 | 244010-213 | 10 | 464 |
| QS-551 | 230680-240 | 50 | 472 |
| QS-555 | 200841-160 | 50 | 470 |
| QS-556 | 240200-890 | 50 | 471 |
| QS-557 | 244519-290 | 10 | 465 |
| QS-558 | 254519-290 | 10 | 465 |
| QS-559 | 244519-210 | 10 | 465 |
| QS-560 | 244220-285 | 25 | 467 |
| QS-561 | 254220-285 | 25 | 467 |
| QS-562 | 244220-211 | 25 | 467 |
| QS-563 | 254220-211 | 25 | 467 |
| QS-570 | 200843-008 | 25 | 470 |
| QS-571 | 254300-110 | 50 | 468 |
| QS-572 | 244300-110 | 50 | 468 |
| QS-573 | 244300-112 | 50 | 468 |
| QS-574 | 254310-110 | 50 | 468 |
| QS-575 | 244310-110 | 50 | 468 |
| QS-576 | 254310-112 | 50 | 468 |
| QS-577 | 244310-112 | 50 | 468 |
| QS-578 | 244310-870 | 50 | 468 |
| QS-579 | 230805-665 | 2 | 469 |

FIND DET RIGTIGE ANKER TIL DIT PROJEKT













Tjek venligst dine lokale standarder for ankre.

Denne fortegnelse er ikke forberegnet/testet og er kun vejledende baseret på Q-railings gelændersystemer. Andre ankre/muligheder er ikke ekskluderet. Vores ekstra værktøjer (inkl. Q-pac, anker værktøj og tabeller) hjælper dig til at vælge det korrekte anker til dit projekt. I tvivlstilfælde så kan du kontakte dit salgskontor.




















EASY GLASS® SMART / SMART+ / PRIME

| Montering | t (mm) | Anker | QS | Type | Brug | | Skrue / bolt | QS | Type | Brug | | | |
|--|---------|--|-------------------|--|--------------|-------------------|--|-----------------|----------------|---------|----------|---------|-----|
|  MOD 8210 / 8410 MOD 8310 | 7 / 8,5 | Kemisk  | TIL BETON | | | |  | TIL STÅL | | | | | |
| | | | QS-276 | QVMU-A M12x175 | INDOOR | 464 | | QS-224 | M12 x 30 | INDOOR | 473 | | |
| | | | QS-277 | QVMU-A M12x175 A4 | OUTDOOR | 464 | | + QS-216 | For M12 | INDOOR | 473 | | |
| | | | QS-207 | QVMZ-IG 90 M12 A4 | OUTDOOR | 465 | | QS-223 | M12 x 30 | OUTDOOR | 473 | | |
| | | | + QS-223 | M12 x 30 | OUTDOOR | 473 | | + QS-215 | For M12 | OUTDOOR | 473 | | |
| | | | | | | | | | | | | | |
| | | | | Mekanisk  | | | | | TIL TRÆ | | | | |
| | | | | | QS-574 | QBSZ SU 10x100 | | INDOOR | 468 | QS-258 | 10 x 120 | INDOOR | 469 |
| | | | | | QS-575 | QBSZ SU 10x100 A4 | | OUTDOOR | 468 | QS-290 | 10 x 100 | OUTDOOR | 469 |
| | | | | | QS-576 | QBSZ SU 10x120 | | INDOOR | 468 | | | | |
| | | | | | QS-577 | QBSZ SU 10x120 A4 | | OUTDOOR | 468 | | | | |
| | | | | | QS-560 | QSZ 12/10 A4 | | OUTDOOR | 467 | | | | |
| | | | | | QS-561 | QSZ-S 12/10 | | INDOOR | 467 | | | | |
| | | | | | QS-562 | QSZ 12/30 A4 | | OUTDOOR | 467 | | | | |
| | | | | QS-563 | QSZ-S 12/30 | INDOOR | | 467 | | | | | |
|  MOD 8220 / 8420 | 15 / 20 | Kemisk  | TIL BETON | | | |  | TIL STÅL | | | | | |
| | | | QS-276 | QVMU-A M12x175 | INDOOR | 464 | | QS-225 | M12 x 45 | OUTDOOR | 473 | | |
| | | | QS-277 | QVMU-A M12x175 A4 | OUTDOOR | 464 | | + QS-215 | For M12 | OUTDOOR | 473 | | |
| | | | QS-207 | QVMZ-IG 90 M12 A4 | OUTDOOR | 465 | | | | | | | |
| | | | + QS-219 | M12 x 35 | OUTDOOR | 473 | | | | | | | |
| | | | | | | | | | | | | | |
| | | | | Mekanisk  | | | | | TIL TRÆ | | | | |
| | | | | | QS-562 | QSZ 12/30 A4 | | OUTDOOR | 467 | QS-258 | 10 x 120 | INDOOR | 469 |
| | | | | | QS-563 | QSZ-S 12/30 | | INDOOR | 467 | QS-290 | 10 x 100 | OUTDOOR | 469 |
| | | | | | QS-576 | QBSZ SU 10x120 | | INDOOR | 468 | | | | |
| | | QS-577 | QBSZ SU 10x120 A4 | | OUTDOOR | 468 | | | | | | | |
|  MOD 8230 / 8430 MOD 8330 | 4 / 5 | Kemisk  | TIL BETON | | | |  | TIL STÅL | | | | | |
| | | | QS-207 | QVMZ-IG 90 M12 A4 | OUTDOOR | 465 | | QS-224 | M12 x 30 | INDOOR | 473 | | |
| | | | + QS-223 | M12 x 30 | OUTDOOR | 473 | | + QS-216 | For M12 | INDOOR | 473 | | |
| | | | + QS-215 | For M12 | OUTDOOR | 473 | | QS-223 | M12 x 30 | OUTDOOR | 473 | | |
| | | | | | | | | + QS-215 | For M12 | OUTDOOR | 473 | | |
| | | | | Mekanisk  | | | | | TIL TRÆ | | | | |
| | | | | | QS-571 | QBSZ SK 10x100 | | INDOOR | 468 | QS-258 | 10 x 120 | INDOOR | 469 |
| | | | | | + QS-286 | For QBSZ SK 10 | | INDOOR | 468 | QS-290 | 10 x 100 | OUTDOOR | 469 |
| | | | | | QS-572 | QBSZ SK 10x100 A4 | | OUTDOOR | 468 | | | | |
| | | | | | + QS-286 | For QBSZ SK 10 | | OUTDOOR | 468 | | | | |
| | | | | | QS-573 | QBSZ SK 10x120 A4 | | OUTDOOR | 468 | | | | |
| | | | | | + QS-286 | For QBSZ SK 10 | | OUTDOOR | 468 | | | | |
| | | | | | QS-560 | QSZ 12/10 A4 | | OUTDOOR | 467 | | | | |
| | | | | QS-561 | QSZ-S 12/10 | INDOOR | | 467 | | | | | |
| | | | | QS-562 | QSZ 12/30 A4 | OUTDOOR | | 467 | | | | | |
| | | QS-563 | QSZ-S 12/30 | INDOOR | 467 | | | | | | | | |
|  MOD 8240 / 8440 | 5 / 5 | Kemisk  | TIL BETON | | | |  | TIL STÅL | | | | | |
| | | | QS-276 | QVMU-A M12x175 | INDOOR | 464 | | QS-224 | M12 x 30 | INDOOR | 473 | | |
| | | | QS-277 | QVMU-A M12x175 A4 | OUTDOOR | 464 | | + QS-216 | For M12 | INDOOR | 473 | | |
| | | | QS-207 | QVMZ-IG 90 M12 A4 | OUTDOOR | 465 | | QS-223 | M12 x 30 | OUTDOOR | 473 | | |
| | | | + QS-223 | M12 x 30 | OUTDOOR | 473 | | + QS-215 | For M12 | OUTDOOR | 473 | | |
| | | | | | | | | | | | | | |
| | | | | Mekanisk  | | | | | TIL TRÆ | | | | |
| | | | | | QS-574 | QBSZ SU 10x100 | | INDOOR | 468 | QS-258 | 10 x 120 | INDOOR | 469 |
| | | | | | QS-575 | QBSZ SU 10x100 A4 | | OUTDOOR | 468 | QS-290 | 10 x 100 | OUTDOOR | 469 |
| | | | | | QS-576 | QBSZ SU 10x120 | | INDOOR | 468 | | | | |
| | | | | | QS-577 | QBSZ SU 10x120 A4 | | OUTDOOR | 468 | | | | |
| | | | | | QS-560 | QSZ 12/10 A4 | | OUTDOOR | 467 | | | | |
| | | | | | QS-561 | QSZ-S 12/10 | | INDOOR | 467 | | | | |
| | | | | | QS-561 | QSZ-S 12/10 | | INDOOR | 467 | | | | |


EASY GLASS® SLIM

| Montering | t (mm) | Anker | QS | Type | Brug | ☰ | Skrue / bolt | QS | Type | Brug | ☰ | | | | | |
|--|--------------------|---|-----------------|--------------------|---------|------------------|--|--|--------------------|----------|--------|--|--------|----------|---------|-----|
|  MOD 8010 | 12,5 |  | Mekanisk | | | TIL BETON | | | TIL STÅL | | | | | | | |
| | | | QS-36 | Q SZ-SK 12/50 | INDOOR | 467 |  | QS-531 | M10 x 35 | INDOOR | 472 | | | | | |
| | | | QS-519 | Q SZ-SK 12/50 A4 | OUTDOOR | 467 | | QS-530 | M10 x 35 | OUTDOOR | 472 | | | | | |
| | | | QS-571 | Q BSZ SK 10x100 | INDOOR | 468 | | TIL TRÆ | | | | | | | | |
| | | | QS-572 | Q BSZ SK 10x100 A4 | OUTDOOR | 468 | |  | QS-251 | 10 x 120 | INDOOR | 469 | | | | |
| QS-573 | Q BSZ SK 10x120 A4 | OUTDOOR | 468 | | | | | | | | | | | | | |
|  MOD 8020 | 10,5 |  | Kemisk | | | TIL BETON | | | TIL STÅL | | | | | | | |
| | | | QS-276 | Q VMU-A M12x175 | INDOOR | 464 |  | QS-223 | M12 x 30 | OUTDOOR | 473 | | | | | |
| | | | QS-277 | Q VMU-A M12x175 A4 | OUTDOOR | 464 | | + QS-215 | For M12 | OUTDOOR | 473 | | | | | |
| | | | QS-207 | Q VMZ-IG 90 M12 A4 | OUTDOOR | 465 | | QS-225 | M12 x 45 | OUTDOOR | 473 | | | | | |
| | | | + QS-219 | M12 x 35 | OUTDOOR | 473 | | + QS-215 | For M12 | OUTDOOR | 473 | | | | | |
| | | | + QS-215 | For M12 | OUTDOOR | 473 | | TIL TRÆ | | | | | | | | |
| | | | Mekanisk | | | QS-562 | | | Q SZ 12/30 A4 | OUTDOOR | 467 |  | QS-258 | 10 x 120 | INDOOR | 469 |
| | | | | | | QS-563 | | | Q SZ-S 12/30 | INDOOR | 467 | | QS-290 | 10 x 100 | OUTDOOR | 469 |
| | | | | | | QS-576 | | | Q BSZ SU 10x120 | INDOOR | 468 | | | | | |
| | | | | | | QS-577 | | | Q BSZ SU 10x120 A4 | OUTDOOR | 468 | | | | | |
|  MOD 8030 | 7 |  | Mekanisk | | | TIL BETON | | | TIL STÅL | | | | | | | |
| | | | QS-36 | Q SZ-SK 12/50 | INDOOR | 467 |  | QS-74 | M12 x 40 | OUTDOOR | 472 | | | | | |
| | | | QS-519 | Q SZ-SK 12/50 A4 | OUTDOOR | 467 | | TIL TRÆ | | | | | | | | |
| | | | QS-571 | Q BSZ SK 10x100 | INDOOR | 468 | |  | QS-250 | 10 x 80 | INDOOR | 469 | | | | |
| | | | QS-572 | Q BSZ SK 10x100 A4 | OUTDOOR | 468 | | | QS-251 | 10 x 120 | INDOOR | 469 | | | | |
| QS-573 | Q BSZ SK 10x120 A4 | OUTDOOR | 468 | | | | | | | | | | | | | |









EASY GLASS® PRO

| Montering | t (mm) | Anker | QS | Type | Brug | ☰ | Skrue / bolt | QS | Type | Brug | ☰ | | | | | | |
|---|-----------|---|-----------------|--------------------|---------|------------------|--|----------------|--|---------|----------|--|--|----------|----------|---------|-----|
|  MOD 8110 | 7,5 |  | Kemisk | | | TIL BETON | | | TIL STÅL | | | | | | | | |
| | | | QS-558 | Q VMZ-IG 90 M12 | INDOOR | 465 |  | QS-222 | M12 x 30 | INDOOR | 473 | | | | | | |
| | | | QS-557 | Q VMZ-IG 90 M12 A4 | OUTDOOR | 465 | | + QS-217 | For M12 | INDOOR | 473 | | | | | | |
| | | | Mekanisk | | | QS-574 | | | Q BSZ SU 10x100 | INDOOR | 468 |  | QS-221 | M12 x 30 | OUTDOOR | 473 | |
| | | | | | | QS-575 | | | Q BSZ SU 10x100 A4 | OUTDOOR | 468 | | + QS-217 | For M12 | OUTDOOR | 473 | |
| | | | | | | QS-576 | | | Q BSZ SU 10x120 | INDOOR | 468 | | TIL TRÆ | | | | |
| | | | | | | QS-577 | | | Q BSZ SU 10x120 A4 | OUTDOOR | 468 | |  | QS-258 | 10 x 120 | INDOOR | 469 |
| | | | | | | QS-560 | | | Q SZ 12/10 A4 | OUTDOOR | 467 | | | QS-290 | 10 x 100 | OUTDOOR | 469 |
| | | | QS-561 | | | Q SZ-S 12/10 | INDOOR | 467 | | | | | | | | | |
|  MOD 8120 | 12 |  | Kemisk | | | TIL BETON | | | TIL STÅL | | | | | | | | |
| | | | QS-276 | Q VMU-A M12x175 | INDOOR | 464 |  | QS-219 | M12 x 35 | OUTDOOR | 473 | | | | | | |
| | | | QS-277 | Q VMU-A M12x175 A4 | OUTDOOR | 464 | | + QS-215 | For M12 | OUTDOOR | 473 | | | | | | |
| | | | QS-207 | Q VMZ-IG 90 M12 A4 | OUTDOOR | 465 | | QS-225 | M12 x 45 | OUTDOOR | 473 | | | | | | |
| | | | + QS-219 | M12 x 35 | OUTDOOR | 473 | | + QS-215 | For M12 | OUTDOOR | 473 | | | | | | |
| | | | + QS-215 | For M12 | OUTDOOR | 473 | | TIL TRÆ | | | | | | | | | |
| | | | Mekanisk | | | QS-562 | | | Q SZ 12/30 A4 | OUTDOOR | 467 |  | QS-258 | 10 x 120 | INDOOR | 469 | |
| | | | | | | QS-563 | | | Q SZ-S 12/30 | INDOOR | 467 | | QS-290 | 10 x 100 | OUTDOOR | 469 | |
| | | | | | | QS-576 | | | Q BSZ SU 10x120 | INDOOR | 468 | | | | | | |
| | | | | | | QS-577 | | | Q BSZ SU 10x120 A4 | OUTDOOR | 468 | | | | | | |
| | | | | | | | | | | | | | | | | | |
|  MOD 8130 / 8150 | 5,5 / 5,5 |  | Kemisk | | | TIL BETON | | | TIL STÅL | | | | | | | | |
| | | | QS-558 | Q VMZ-IG 90 M12 | INDOOR | 465 |  | QS-222 | M12 x 30 | INDOOR | 473 | | | | | | |
| | | | QS-557 | Q VMZ-IG 90 M12 A4 | OUTDOOR | 465 | | + QS-217 | For M12 | INDOOR | 473 | | | | | | |
| | | | Mekanisk | | | QS-560 | | | Q SZ 12/10 A4 | OUTDOOR | 467 |  | QS-221 | M12 x 30 | OUTDOOR | 473 | |
| | | | | | | QS-561 | | | Q SZ-S 12/10 | INDOOR | 467 | | + QS-217 | For M12 | OUTDOOR | 473 | |
| | | | | | | | | | TIL TRÆ | | | | | | | | |
| | | | | | | | | |  | QS-258 | 10 x 120 | INDOOR | 469 | | | | |
| | | | | | | | | | | QS-290 | 10 x 100 | OUTDOOR | 469 | | | | |
|  MOD 8140 | 4,5 |  | Kemisk | | | TIL BETON | | | TIL STÅL | | | | | | | | |
| | | | QS-558 | Q VMZ-IG 90 M12 | INDOOR | 465 |  | QS-222 | M12 x 30 | INDOOR | 473 | | | | | | |
| | | | QS-557 | Q VMZ-IG 90 M12 A4 | OUTDOOR | 465 | | + QS-217 | For M12 | INDOOR | 473 | | | | | | |
| | | | Mekanisk | | | QS-574 | | | Q BSZ SU 10x100 | INDOOR | 468 |  | QS-551 | M12 x 40 | INDOOR | 472 | |
| | | | | | | QS-575 | | | Q BSZ SU 10x100 A4 | OUTDOOR | 468 | | + QS-217 | For M12 | INDOOR | 473 | |
| | | | | | | QS-576 | | | Q BSZ SU 10x120 | INDOOR | 468 | | QS-221 | M12 x 30 | OUTDOOR | 473 | |
| | | | | | | QS-577 | | | Q BSZ SU 10x120 A4 | OUTDOOR | 468 | | + QS-217 | For M12 | OUTDOOR | 473 | |
| | | | | | | QS-560 | | | Q SZ 12/10 A4 | OUTDOOR | 467 | | TIL TRÆ | | | | |
| | | | | | | QS-561 | | | Q SZ-S 12/10 | INDOOR | 467 | |  | QS-258 | 10 x 120 | INDOOR | 469 |
| | | | | | | | | | | | | QS-290 | | 10 x 100 | OUTDOOR | 469 | |










EASY GLASS® MAX / STRONG

| Montering | t (mm) | Anker | QS | Type | Brug | ☰ | Skrue / bolt | QS | Type | Brug | ☰ | |
|---|--------|---|------------------|--------------------|---------|-----|--|-----------------|----------|---------|-----|--|
|  MOD 8510 MOD 8610 | 9,5 |  | TIL BETON | | | |  | TIL STÅL | | | | |
| | | | QS-208 | Q VMZ-IG 90 M12 | INDOOR | 465 | | QS-224 | M12 x 30 | INDOOR | 473 | |
| | | | + QS-224 | M12 x 30 | INDOOR | 473 | + QS-216 | For M12 | INDOOR | 473 | | |
| | | | + QS-216 | For M12 | INDOOR | 473 | QS-223 | M12 x 30 | OUTDOOR | 473 | | |
| | | | QS-207 | Q VMZ-IG 90 M12 A4 | OUTDOOR | 465 | + QS-215 | For M12 | OUTDOOR | 473 | | |
| | | | + QS-219 | M12 x 35 | OUTDOOR | 473 | QS-225 | M12 x 45 | OUTDOOR | 473 | | |
| | | | + QS-215 | For M12 | OUTDOOR | 473 | + QS-215 | For M12 | OUTDOOR | 473 | | |
|  MOD 8520 | 9,5 |  | TIL BETON | | | |  | TIL STÅL | | | | |
| | | | QS-276 | Q VMU-A M12x175 | INDOOR | 464 | | QS-225 | M12 x 45 | OUTDOOR | 473 | |
| | | | QS-277 | Q VMU-A M12x175 A4 | OUTDOOR | 464 | + QS-215 | For M12 | OUTDOOR | 473 | | |
| | | | QS-207 | Q VMZ-IG 90 M12 A4 | OUTDOOR | 465 | | | | | | |
| | | | + QS-219 | M12 x 35 | OUTDOOR | 473 | | | | | | |
| | | | + QS-215 | For M12 | OUTDOOR | 473 | | | | | | |
|  MOD 8530 MOD 8630 | 5,5 |  | TIL BETON | | | |  | TIL STÅL | | | | |
| | | | QS-208 | Q VMZ-IG 90 M12 | INDOOR | 465 | | QS-224 | M12 x 30 | INDOOR | 473 | |
| | | | + QS-224 | M12 x 30 | INDOOR | 473 | + QS-216 | For M12 | INDOOR | 473 | | |
| | | | + QS-216 | For M12 | INDOOR | 473 | QS-223 | M12 x 30 | OUTDOOR | 473 | | |
| | | | QS-207 | Q VMZ-IG 90 M12 A4 | OUTDOOR | 465 | + QS-215 | For M12 | OUTDOOR | 473 | | |
| | | | + QS-219 | M12 x 35 | OUTDOOR | 473 | QS-225 | M12 x 45 | OUTDOOR | 473 | | |
| | | | + QS-215 | For M12 | OUTDOOR | 473 | + QS-215 | For M12 | OUTDOOR | 473 | | |
|  MOD 8540 | 8 |  | TIL BETON | | | |  | TIL STÅL | | | | |
| | | | QS-276 | Q VMU-A M12x175 | INDOOR | 464 | | QS-224 | M12 x 30 | INDOOR | 473 | |
| | | | QS-277 | Q VMU-A M12x175 A4 | OUTDOOR | 464 | + QS-216 | For M12 | INDOOR | 473 | | |
| | | | QS-207 | Q VMZ-IG 90 M12 A4 | OUTDOOR | 465 | QS-219 | M12 x 35 | OUTDOOR | 473 | | |
| | | | + QS-219 | M12 x 35 | OUTDOOR | 473 | + QS-215 | For M12 | OUTDOOR | 473 | | |
| | | | + QS-215 | For M12 | OUTDOOR | 473 | QS-225 | M12 x 45 | OUTDOOR | 473 | | |
| | | | | | | | + QS-215 | For M12 | OUTDOOR | 473 | | |




EASY GLASS® UP

| Montering | t (mm) | Anker | QS | Type | Brug | ☰ | Skrue / bolt | QS | Type | Brug | ☰ | |
|--|--------|---|------------------|--------------------|---------|-----|--|-----------------|----------|---------|-----|--|
|  MOD 6610 | 5,5 |  | TIL BETON | | | |  | TIL STÅL | | | | |
| | | | QS-558 | Q VMZ-IG 90 M12 | INDOOR | 465 | | QS-221 | M12 x 30 | OUTDOOR | 473 | |
| | | | QS-557 | Q VMZ-IG 90 M12 A4 | OUTDOOR | 465 | + QS-217 | For M12 | OUTDOOR | 473 | | |
| | |  | QS-560 | Q SZ 12/10 A4 | OUTDOOR | 467 | | | | | | |
| | | | QS-561 | Q SZ-S 12/10 | INDOOR | 467 | | | | | | |
|  MOD 6620 | 4,5 |  | TIL BETON | | | |  | TIL STÅL | | | | |
| | | | QS-558 | Q VMZ-IG 90 M12 | INDOOR | 465 | | QS-221 | M12 x 30 | OUTDOOR | 473 | |
| | | | QS-557 | Q VMZ-IG 90 M12 A4 | OUTDOOR | 465 | + QS-217 | For M12 | OUTDOOR | 473 | | |
| | |  | QS-560 | Q SZ 12/10 A4 | OUTDOOR | 467 | | | | | | |
| | | | QS-561 | Q SZ-S 12/10 | INDOOR | 467 | | | | | | |




















EASY GLASS® GULV GLASKLEMMER

| Montering | t (mm) | Anker | QS | Type | Brug | ☰ | Skrue / bolt | QS | Type | Brug | ☰ | |
|---|--------|---|------------------|---------------------|---------|-----|--|-----------------|----------|--------|-----|--|
|  MOD 6000 | 12 |  | TIL BETON | | | |  | TIL STÅL | | | | |
| | | | QS-276 | Q VMU-A M12x175 | INDOOR | 464 | | QS-551 | M12 x 40 | INDOOR | 472 | |
| | | | QS-277 | Q VMU-A M12x175 A4 | OUTDOOR | 464 | + QS-217 | For M12 | INDOOR | 473 | | |
| | | | QS-507 | Q VMU-A M12x175 | INDOOR | 464 | QS-221 | M12 x 30 | OUTDOOR | 473 | | |
| | | | QS-60 | Q VMU-A M12x175 A4 | OUTDOOR | 464 | + QS-217 | For M12 | OUTDOOR | 473 | | |
|  MOD 6400 | 11,5 |  | TIL BETON | | | |  | TIL STÅL | | | | |
| | | | QS-507 | Q VMU-A M12x175 | INDOOR | 464 | | QS-551 | M12 x 40 | INDOOR | 472 | |
| | | | QS-60 | Q VMU-A M12x175 A4 | OUTDOOR | 464 | + QS-217 | For M12 | INDOOR | 473 | | |
| | | | QS-276 | Q VMU-A M12x175 | INDOOR | 464 | QS-221 | M12 x 30 | OUTDOOR | 473 | | |
| | | | QS-277 | Q VMU-A M12x175 A4 | OUTDOOR | 464 | + QS-217 | For M12 | OUTDOOR | 473 | | |
| | | | QS-559 | Q VMZ-IG 105 M12 A4 | OUTDOOR | 465 | QS-225 | M12 x 45 | OUTDOOR | 473 | | |
| | | | | | | | + QS-215 | For M12 | OUTDOOR | 473 | | |
|  MOD 6100 / 6200 | 8 / 8 |  | TIL BETON | | | |  | TIL TRÆ | | | | |
| | | | QS-36 | Q SZ-SK 12/50 | INDOOR | 467 | | QS-250 | 10 x 80 | INDOOR | 469 | |
| | | | QS-519 | Q SZ-SK 12/50 A4 | OUTDOOR | 467 | QS-251 | 10 x 120 | INDOOR | 469 | | |




EASY GLASS® AIR

| Montering | t (mm) | Anker | QS | Type | Brug | ☰ | Skrue / bolt | QS | Type | Brug | ☰ | | |
|---|--------|---|---------------|--------------------|---------|-----|---|----------|-----------------|---------|-----|--|--|
|  MOD 6500 | 10 |  | Kemisk | | | | TIL BETON | | TIL STÅL | | | | |
| | | | QS-558 | Q VMZ-IG 90 M12 | INDOOR | 465 |  | QS-222 | M12 x 30 | INDOOR | 473 | | |
| | | | QS-557 | Q VMZ-IG 90 M12 A4 | OUTDOOR | 465 | | + QS-217 | For M12 | INDOOR | 473 | | |
| | | | | | | | | QS-221 | M12 x 30 | OUTDOOR | 473 | | |
| | | | | | | | | + QS-217 | For M12 | OUTDOOR | 473 | | |
| | | | | | | | | | | | | | |

EASY GLASS® GLASADAPTERE

| Montering | t (mm) | Anker | QS | Type | Brug | ☰ | Skrue / bolt | QS | Type | Brug | ☰ | | |
|---|--------------------|---|-----------------|------------------------|---------|-----|---|----------|-----------------|---------|-----|--|--|
|  MOD 0749 | 5,5 |  | Kemisk | | | | TIL BETON | | TIL STÅL | | | | |
| | | | QS-521 | Q VMZ-IG 80 M10 | INDOOR | 465 |  | QS-533 | M10 x 30 | OUTDOOR | 472 | | |
| | | | + QS-532 | M10 x 30mm | INDOOR | 472 | | QS-532 | M10 x 30 | INDOOR | 472 | | |
| | | | QS-520 | Q VMZ-IG 80 M10 A4 | OUTDOOR | 465 | | QS-531 | M10 x 35 | INDOOR | 472 | | |
| | | | + QS-533 | M10 x 30mm | OUTDOOR | 472 | | QS-530 | M10 x 35 | OUTDOOR | 472 | | |
| | | | | | | | | | | | | | |
| | | | | | | | TIL TRÆ | | | | | | |
| | | | | | | |  | QS-251 | 10 x 120 | INDOOR | 469 | | |
|  MOD 0760 | 11 |  | Kemisk | | | | TIL BETON | | TIL STÅL | | | | |
| | | | QS-507 | Q VMZ-A 125 M12-25/170 | INDOOR | 464 |  | QS-551 | M12 x 40 | INDOOR | 472 | | |
| | | | QS-276 | Q VMU-A M12x175 | INDOOR | 464 | | + QS-217 | For M12 | INDOOR | 473 | | |
| | | | Mekanisk | | | | | | | | | | |
| | | | QS-35 | Q BZ 8 10-21/75 | INDOOR | 467 | | | | | | | |
| QS-563 | Q SZ-S 12/30 | INDOOR | 467 | | | | | | | | | | |
|  MOD 0762 | 7,5 |  | Kemisk | | | | TIL BETON | | TIL STÅL | | | | |
| | | | QS-63 | VMZ-A 50 M8-15/80 | INDOOR | 464 |  | QS-29 | M8 x 35 | INDOOR | 472 | | |
| | | | QS-62 | Q VMZ-A 50 M8-15/80 A4 | INDOOR | 464 | | + QS-287 | For M8 | INDOOR | 473 | | |
| | | | QS-270 | Q VMU-A M8x110 | INDOOR | 464 | | QS-30 | M8 x 35 | OUTDOOR | 472 | | |
| | | | QS-271 | Q VMU-A M8x110 A4 | OUTDOOR | 464 | | + QS-287 | For M8 | OUTDOOR | 473 | | |
| Mekanisk | | | | | | | | | | | | | |
| QS-34 | Q BZ 8 10-21/75 A4 | OUTDOOR | 467 | | | | | | | | | | |
| QS-35 | Q BZ 8 10-21/75 | INDOOR | 467 | | | | | | | | | | |
|  MOD 0766 | 19,5 |  | Kemisk | | | | TIL BETON | | TIL STÅL | | | | |
| | | | QS-528 | Q VMZ-IG 75 M8 | INDOOR | 465 |  | QS-29 | M8 x 35 | INDOOR | 472 | | |
| | | | + QS-29 | M8 x 35mm | INDOOR | 472 | | + QS-287 | For M8 | INDOOR | 473 | | |
| | | | + QS-287 | For M8 | INDOOR | 473 | | | | | | | |
| | | | QS-34 | Q BZ 8 10-21/75 A4 | OUTDOOR | 467 | | | | | | | |
| QS-35 | Q BZ 8 10-21/75 | INDOOR | 467 | | | | | | | | | | |
|  MOD 4762 | 11 |  | Kemisk | | | | TIL BETON | | TIL STÅL | | | | |
| | | | QS-272 | Q VMU-A M10x130 | INDOOR | 464 |  | QS-67 | M10 x 40 | INDOOR | 472 | | |
| | | | QS-273 | Q VMU-A M10x130 A4 | OUTDOOR | 464 | | QS-72 | M10 x 45 | OUTDOOR | 472 | | |
| | | | Mekanisk | | | | | | | | | | |
| | | | QS-34 | Q BZ 8 10-21/75 A4 | OUTDOOR | 467 | | | | | | | |
| QS-35 | Q BZ 8 10-21/75 | INDOOR | 467 | | | | | | | | | | |
|  MOD 0763 | 9 |  | Kemisk | | | | TIL BETON | | TIL STÅL | | | | |
| | | | QS-276 | Q VMU-A M12x175 | INDOOR | 464 |  | QS-551 | M12 x 40 | INDOOR | 472 | | |
| | | | QS-277 | Q VMU-A M12x175 A4 | OUTDOOR | 464 | | + QS-217 | For M12 | INDOOR | 473 | | |
| | | | QS-507 | Q VMU-A M12x175 | INDOOR | 464 | | QS-221 | M12 x 30 | OUTDOOR | 473 | | |
| | | | QS-60 | Q VMU-A M12x175 A4 | OUTDOOR | 464 | | + QS-217 | For M12 | OUTDOOR | 473 | | |
| | Mekanisk | | | | | | | | | | | | |
| | QS-560 | Q SZ 12/10 A4 | OUTDOOR | 467 | | | | | | | | | |
| | QS-561 | Q SZ-S 12/10 | INDOOR | 467 | | | | | | | | | |
| | QS-34 | Q BZ 8 10-21/75 A4 | OUTDOOR | 467 | | | | | | | | | |
| QS-35 | Q BZ 8 10-21/75 | INDOOR | 467 | | | | | | | | | | |
| Valgfri | | | | | | | | | | | | | |





EASY GLASS® FRANSKE BALKONER - EASY GLASS® VIEW

| Montering | t (mm) | Anker | QS | Type | Brug | 📄 | Skrue / bolt | QS | Type | Brug | 📄 | | |
|--|--------|---|-----------|----------------|----------|---------|--------------|---|----------|--------|---------|---------|---------|
|  MOD 6839 / 6830 NEW MOD 6849 | 4,5 | Kemisk | TIL BETON | | | OUTDOOR | 465 |  | TIL STÅL | | | 472 | |
| | | | QS-529 | Q VMZ-IG 75 M8 | OUTDOOR | | | | 472 | QS-27 | M8 x 20 | | OUTDOOR |
| | | | + QS-27 | M8 x 20 | OUTDOOR | | | | 472 | QS-30 | M8 x 35 | | OUTDOOR |
| | | | | | + QS-287 | For M8 | OUTDOOR | 473 | | | | | |
| | |  | Øvrige | | | OUTDOOR | 469 | TIL TRÆ | | | 469 | | |
| | | | QS-266 | 5,5 x 50 | OUTDOOR | | | 469 | QS-264 | 6 x 80 | | OUTDOOR | |
| | | | QS-579 | M16 x 65 | OUTDOOR | 469 | | | | | | | |

EASY GLASS® FRANSKE BALKONER - MOD 6507-6508

| Montering | t (mm) | Anker | QS | Type | Brug | 📄 | Skrue / bolt | QS | Type | Brug | 📄 | |
|---|--------|----------|-----------|-------------------------|---------|---------------------|--------------|---|----------|-------|----------|-----|
|  MOD 6507 / 6508 | 4 | Kemisk | TIL BETON | | | OUTDOOR | 464 |  | TIL STÅL | | | 472 |
| | | | QS-64 | Q VMZ-A 60 M10-10/85 A4 | OUTDOOR | | | | 464 | QS-72 | M10 x 45 | |
| | | | | | QS-273 | Q VMU-A M10x130 A4 | OUTDOOR | 464 | | | | |
| | | Mekanisk | | | QS-58 | Q BZ 10 10-30/90 A4 | OUTDOOR | 467 | | | | |

EASY GLASS® FRANSKE BALKONER MED GLASADAPTERE









| Montering | t (mm) | Anker | QS | Type | Brug | 📄 | Skrue / bolt | QS | Type | Brug | 📄 | | |
|--|--------|----------|-----------|--------------------|------------|--------------------|--------------|---|----------|----------|----------|---------|----------|
|  MOD 0749 | 5,5 | Kemisk | TIL BETON | | | OUTDOOR | 465 |  | TIL STÅL | | | 472 | |
| | | | QS-520 | Q VMZ-IG 80 M10 A4 | OUTDOOR | | | | 472 | QS-533 | M10 x 30 | | OUTDOOR |
| | | | | + QS-533 | M10 x 30mm | | | | OUTDOOR | 472 | QS-530 | | M10 x 35 |
|  MOD 0763 | 9 | Kemisk | TIL BETON | | | OUTDOOR | 464 |  | TIL STÅL | | | 473 | |
| | | | QS-277 | Q VMU-A M12x175 A4 | OUTDOOR | | | | 464 | QS-221 | M12 x 30 | | OUTDOOR |
| | | | | | QS-60 | Q VMU-A M12x175 A4 | OUTDOOR | 464 | | + QS-217 | For M12 | OUTDOOR | |
| | | Mekanisk | | | QS-560 | Q SZ 12/10 A4 | OUTDOOR | 467 | | | | | |
| | | | | | QS-34* | Q BZ 8 10-21/75 A4 | OUTDOOR | 467 | | | | | |

*Valgfri





BRYSTVÆRN

| Montering | t (mm) | Anker | QS | Type | Brug | 📄 | Skrue / bolt | QS | Type | Brug | 📄 | |
|---|--------|--------|-----------|----------------|---------|---------|--------------|---|----------|-------|---------|-----|
|  NEW MOD 4828 | 7 | Kemisk | TIL BETON | | | OUTDOOR | 465 |  | TIL STÅL | | | 472 |
| | | | QS-529 | Q VMZ-IG 75 M8 | OUTDOOR | | | | 472 | QS-20 | M8 x 25 | |
| | | | | | Øvrige | | | OUTDOOR | 469 | | | |
|  NEW MOD 0842 MOD 0843 | 14,5 | Kemisk | TIL BETON | | | OUTDOOR | 465 |  | TIL STÅL | | | 472 |
| | | | QS-529 | Q VMZ-IG 75 M8 | OUTDOOR | | | | 469 | QS-22 | M8 x 40 | |
| | | | | | Øvrige | | | OUTDOOR | 469 | | | |
|  NEW MOD 6517 | 4 | Kemisk | TIL BETON | | | OUTDOOR | 465 |  | TIL STÅL | | | 472 |
| | | | QS-529 | Q VMZ-IG 75 M8 | OUTDOOR | | | | 469 | QS-27 | M8 x 20 | |
| | | | | | Øvrige | | | OUTDOOR | 469 | | | |
|  NEW MOD 6518 | 4 | Kemisk | TIL BETON | | | OUTDOOR | 465 |  | TIL STÅL | | | 472 |
| | | | QS-529 | Q VMZ-IG 75 M8 | OUTDOOR | | | | 469 | QS-27 | M8 x 20 | |
| | | | | | Øvrige | | | OUTDOOR | 469 | | | |






EASY ALU

| Montering | t (mm) | Anker | QS | Type | Brug | | Skrue / bolt | QS | Type | Brug | | |
|---|--------|---|-----------|---------------------|---------|-----|---|---------|--------|--------|-----|--|
| Top | | Kemisk | TIL BETON | | | | | TIL TRÆ | | | | |
|  MOD 9026 | 26 |  | QS-272 | Q VMU-A M10x130 M10 | INDOOR | 464 |  | QS-255 | 8 x 80 | INDOOR | 469 | |
| | | | QS-273 | Q VMU-A M10x130 M10 | OUTDOOR | 464 | | | | | | |
| Side | | Kemisk | TIL BETON | | | | | TIL TRÆ | | | | |
|  MOD 9028-120-00 | 8 |  | QS-276 | Q VMU-A M12x175 | INDOOR | 464 |  | QS-255 | 8 x 80 | INDOOR | 469 | |
| | | | QS-277 | Q VMU-A M12x175 A4 | OUTDOOR | 464 | | | | | | |
|  MOD 9028-120-90 | 20 |  | Mekanisk | | | | | | | | | |
| | | | QS-574 | Q BSZ SU 10x100 | INDOOR | 468 | | | | | | |
| | | | QS-575 | Q BSZ SU 10x100 A4 | OUTDOOR | 468 | | | | | | |
| | | | QS-576 | Q BSZ SU 10x120 | INDOOR | 468 | | | | | | |
| | | | QS-577 | Q BSZ SU 10x120 A4 | OUTDOOR | 468 | | | | | | |













SQUARE LINE® 40x40

| For | t (mm) | Anker | QS | Type | Brug | |
|---|--------|---|-----------|-------------------------|---------|-----|
| Top | | Kemisk | TIL BETON | | | |
|  MOD 4921 / 4972 | 8 |  | QS-65 | Q VMZ-A 60 M10-10/85 | INDOOR | 464 |
| | | | QS-64 | Q VMZ-A 60 M10-10/85 A4 | OUTDOOR | 464 |
|  MOD 4942 / 4940 | |  | Mekanisk | | | |
| | | | QS-59 | Q BZ 10 10-30/90 | INDOOR | 467 |
| | | | QS-58 | Q BZ 10 10-30/90 A4 | OUTDOOR | 467 |

SQUARE LINE® 60x30

| For | t (mm) | Anker | QS | Type | Brug | |
|---|--------|---|-----------|------------------------|---------|-----|
| Top | | Kemisk | TIL BETON | | | |
|  MOD 4901 / 3503 | 11 |  | QS-559 | Q VMZ-IG 105 M12 A4 | OUTDOOR | 465 |
| | | | Mekanisk | | | |
| | |  | QS-577 | Q BSZ SU 10x120 A4 | OUTDOOR | 468 |
| Side | | Kemisk | TIL BETON | | | |
|  MOD 4558 | 11 |  | QS-63 | Q VMZ-A 50 M8-15/80 | INDOOR | 464 |
| | | | QS-62 | Q VMZ-A 50 M8-15/80 A4 | OUTDOOR | 464 |

Q-LINE

| Montering | t (mm) | Anker | QS | Type | Brug | Skrue / bolt | QS | Type | Brug |
|--|--------|----------|------------------|--------------------------|---------|---|-----------------|------|------|
|  MOD 3504 | 10 | Kemisk | TIL BETON | | | | | | |
| | | | QS-273 | Q VMU-A M10 x 130 | OUTDOOR | 464 | | | |
| | | Mekanisk | | | | | | | |
| | | | QS-58 | Q BZ 10 10-30/90 | OUTDOOR | 467 | | | |
| | | | QS-578 | Q BSZ SU 8 x 70 A4 | OUTDOOR | 468 | | | |
|  MOD 0948 MOD 0949 | 12 | | | | | | | | |
| | | | | | | | | | |
| | | | | | |  | TIL STÅL | | |
| | | | QS-223 | M12 x 30 | OUTDOOR | 473 | | | |
| | | | + QS-217 | For M12 | OUTDOOR | 473 | | | |
| | | | QS-219 | M12 x 35 | OUTDOOR | 473 | | | |
| | | | + QS-217 | For M12 | OUTDOOR | 473 | | | |
| | | | QS-225 | M12 x 40 | OUTDOOR | 473 | | | |
| | | | + QS-217 | For M12 | OUTDOOR | 473 | | | |
|  MOD 0921 / 9921 | 8 | Kemisk | TIL BETON | | | | | | |
| | | | QS-65 | Q VMZ-A 60 M10-10/85 | INDOOR | 464 | | | |
| | | | QS-64 | Q VMZ-A 60 M10-10/85 A4 | OUTDOOR | 464 | | | |
| | | Mekanisk | | | | | | | |
| | | | QS-59 | Q BZ 10 10-30/90 | INDOOR | 467 | | | |
| | | | QS-58 | Q BZ 10 10-30/90 A4 | OUTDOOR | 467 | | | |
|  MOD 0962 / 0940 | 8 | | | | | | | | |
| | | | | | | | | | |
|  MOD 0912 / 3502 | 8 | Kemisk | TIL BETON | | | | | | |
| | | | QS-63 | VMZ-A 50 M8-15/80 | INDOOR | 464 | | | |
| | | | QS-62 | Q VMZ-A 50 M8-15/80 A4 | OUTDOOR | 464 | | | |
| | | Mekanisk | | | | | | | |
| | | | QS-35 | Q BZ 8 10-21/75 | INDOOR | 467 | | | |
| | | | QS-34 | Q BZ 8 10-21/75 A4 | OUTDOOR | 467 | | | |
|  MOD 0916 / 0917 / 3505 | 13,5 | Kemisk | TIL BETON | | | | | | |
| | | | QS-272 | Q VMU-A M10 x 130 | INDOOR | 464 | | | |
| | | | QS-273 | Q VMU-A M10 x 130 | OUTDOOR | 464 | | | |
|  MOD 3508 | 10 | Kemisk | TIL BETON | | | | | | |
| | | | QS-275 | Q VMU-A M12 x 155 | OUTDOOR | 464 | | | |
| | | Mekanisk | | | | | | | |
| | | | QS-560 | Q SZ 12/10 A4 | OUTDOOR | 467 | | | |
| | | | QS-562 | Q SZ 12/30 A4 | OUTDOOR | 467 | | | |
| | | | | | | | TIL STÅL | | |
| | | | QS-223 | M12 x 30 | OUTDOOR | 473 | | | |
| | | | + QS-217 | For M12 | OUTDOOR | 473 | | | |
| | | | QS-219 | M12 x 35 | OUTDOOR | 473 | | | |
| | | | + QS-217 | For M12 | OUTDOOR | 473 | | | |
| | | | QS-225 | M12 x 40 | OUTDOOR | 473 | | | |
| | | | + QS-217 | For M12 | OUTDOOR | 473 | | | |
|  MOD 0557 | 11 | Kemisk | TIL BETON | | | | | | |
| | | | QS-33 | Q VMZ-A 75 M12-25/120 | INDOOR | 464 | | | |
| | | | QS-32 | Q VMZ-A 75 M12-25/120 A4 | OUTDOOR | 464 | | | |
|  MOD 0555 0551 / 0552 | 11 | | | | | | | | |
| | | | | | | | | | |
|  MOD 0558 | 10,5 | Kemisk | TIL BETON | | | | | | |
| | | | QS-33 | Q VMZ-A 75 M12-25/120 | INDOOR | 464 | | | |
| | | | QS-275 | Q VMU-A M12x155 | OUTDOOR | 464 | | | |
|  MOD 0556 | 20 | Kemisk | TIL BETON | | | | | | |
| | | | QS-505 | Q VMZ-IG 105 M12 | INDOOR | 465 | | | |
| | | | + QS-551 | M12 x 40 | INDOOR | 472 | | | |
| | | | + QS-217 | Für M12 | INDOOR | 473 | | | |
| | | | | | | | TIL STÅL | | |
| | | | QS-551 | M12 x 40 | INDOOR | 472 | | | |

Kemiske betonankre



MOD 4410

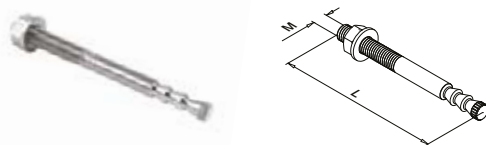
For-zinket stål

| INDOOR | QS | Type | d | | L | |
|------------|--------|----------------|-----|------|-----|----|
| 254410-811 | QS-270 | QVMU-A M8x110 | M8 | Ø 10 | 110 | 10 |
| 254410-820 | QS-281 | QVMU-A M8x205 | M8 | Ø 10 | 205 | 10 |
| 254410-113 | QS-272 | QVMU-A M10x130 | M10 | Ø 12 | 130 | 10 |
| 254410-215 | QS-274 | QVMU-A M12x155 | M12 | Ø 14 | 155 | 10 |
| 254410-217 | QS-276 | QVMU-A M12x175 | M12 | Ø 14 | 175 | 10 |
| 254410-226 | QS-284 | QVMU-A M12x265 | M12 | Ø 14 | 265 | 10 |

316

OUTDOOR

| | | | | | | |
|------------|--------|----------------|-----|------|-----|----|
| 244410-811 | QS-271 | QVMU-A M8x110 | M8 | Ø 10 | 110 | 10 |
| 244410-820 | QS-282 | QVMU-A M8x205 | M8 | Ø 10 | 205 | 10 |
| 244410-113 | QS-273 | QVMU-A M10x130 | M10 | Ø 12 | 130 | 10 |
| 244410-215 | QS-275 | QVMU-A M12x155 | M12 | Ø 14 | 155 | 10 |
| 244410-217 | QS-277 | QVMU-A M12x175 | M12 | Ø 14 | 175 | 10 |
| 244410-226 | QS-285 | QVMU-A M12x265 | M12 | Ø 14 | 265 | 10 |



MOD 4010

For-zinket stål

SELL
OUT

| INDOOR | QS | Type | | L | |
|------------|--------|-----------------------|------|-----|----|
| 254010-880 | QS-63 | QVMZ-A 50 M8-15/80 | Ø 10 | 80 | 10 |
| 254010-185 | QS-65 | QVMZ-A 60 M10-10/85 | Ø 12 | 85 | 10 |
| 254010-212 | QS-33 | QVMZ-A 75 M12-25/120 | Ø 14 | 120 | 10 |
| 254010-217 | QS-507 | QVMZ-A 125 M12-25/170 | Ø 14 | 170 | 10 |

316

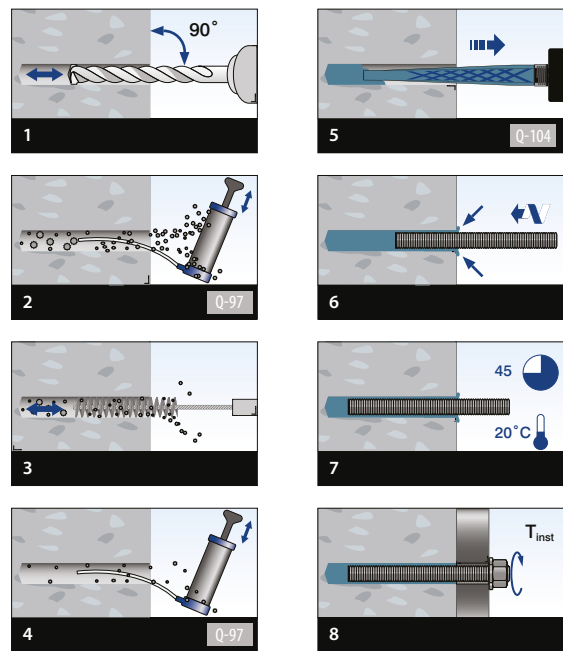
OUTDOOR

| | | | | | |
|------------|--------|--------------------------|------|-----|----|
| 244010-880 | QS-62 | QVMZ-A 50 M8-15/80 A4 | Ø 10 | 80 | 10 |
| 244010-185 | QS-64 | QVMZ-A 60 M10-10/85 A4 | Ø 12 | 85 | 10 |
| 244010-212 | QS-32 | QVMZ-A 75 M12-25/120 A4 | Ø 14 | 120 | 10 |
| 244010-213 | QS-549 | QVMZ-A75 M12-40/135 A4 | Ø 14 | 135 | 10 |
| 244010-217 | QS-60 | QVMZ-A 125 M12-25/170 A4 | Ø 14 | 170 | 10 |



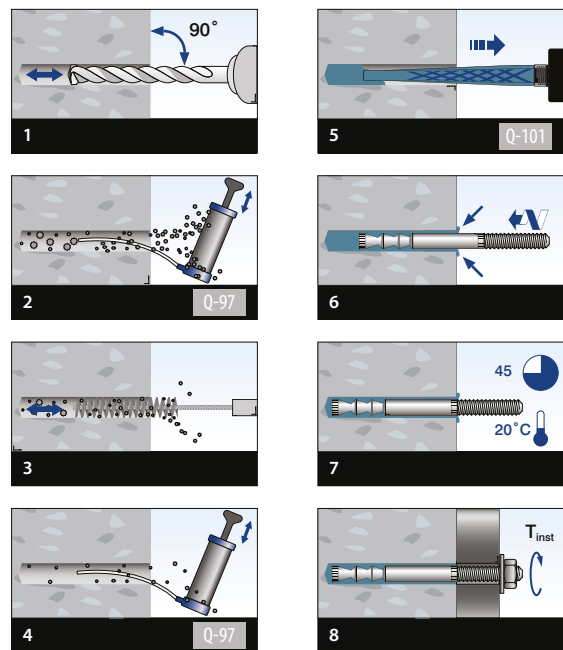
Q-INFO | MOD 4410

Samlevejledning Q-anchor VMU-A



Q-INFO | MOD 4010

Samlevejledning Q-anchor VMZ-A



SELL
OUT

Kun så længe lager haves.

Kemiske betonankre



MOD 4510

For-zinket stål

| INDOOR | QS | Type | d | | L | |
|------------|--------|-----------------|-----|------|-----|----|
| 254510-875 | QS-528 | QVMZ-IG 75 M8 | M8 | Ø 12 | 78 | 10 |
| 254510-180 | QS-521 | QVMZ-IG 80 M10 | M10 | Ø 14 | 84 | 10 |
| 254510-290 | QS-208 | QVMZ-IG 90 M12 | M12 | Ø 18 | 94 | 10 |
| 254510-210 | QS-505 | QVMZ-IG 105 M12 | M12 | Ø 18 | 109 | 10 |
| 254510-212 | QS-212 | QVMZ-IG 125 M12 | M12 | Ø 18 | 130 | 10 |

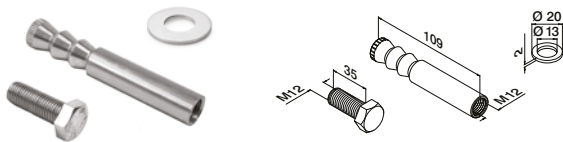
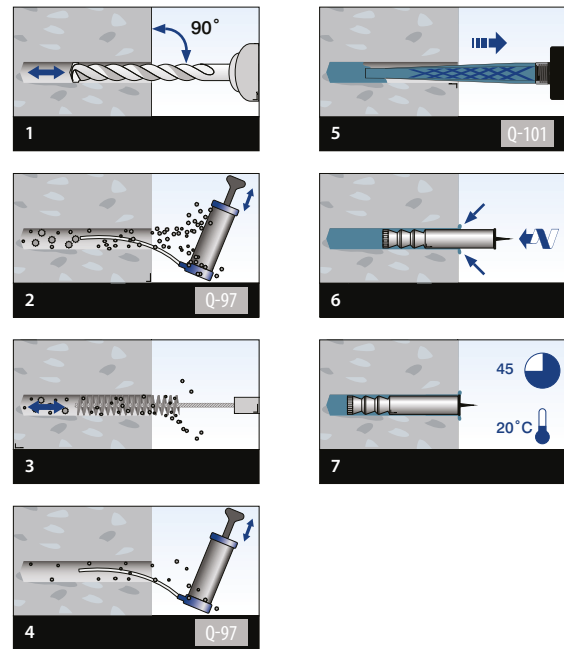
316

OUTDOOR

| | | | | | | |
|------------|--------|--------------------|-----|------|-----|----|
| 244510-875 | QS-529 | QVMZ-IG 75 M8 | M8 | Ø 12 | 78 | 10 |
| 244510-180 | QS-520 | QVMZ-IG 80 M10 A4 | M10 | Ø 14 | 84 | 10 |
| 244510-290 | QS-207 | QVMZ-IG 90 M12 A4 | M12 | Ø 18 | 94 | 10 |
| 244510-212 | QS-211 | QVMZ-IG 125 M12 A4 | M12 | Ø 18 | 130 | 10 |

Q-INFO MOD 4510

Samlevejledning Q-anchor VMZ-IG

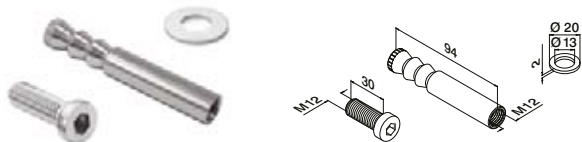


MOD 4519

316

OUTDOOR

| QS | Type | | | |
|------------|--------|--------------------|------|----|
| 244519-210 | QS-559 | QVMZ-IG 105 M12 A4 | Ø 18 | 10 |



MOD 4519

For-zinket stål

| INDOOR | QS | Type | | |
|------------|--------|----------------|------|----|
| 254519-290 | QS-558 | QVMZ-IG 90 M12 | Ø 18 | 10 |

316

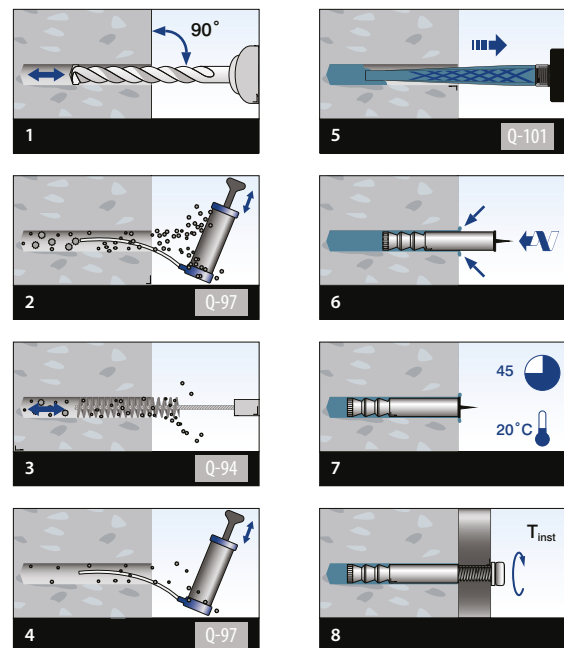
OUTDOOR

| | | | | |
|------------|--------|-------------------|------|----|
| 244519-290 | QS-557 | QVMZ-IG 90 M12 A4 | Ø 18 | 10 |
|------------|--------|-------------------|------|----|



Q-INFO MOD 4519

Samlevejledning Q-anchor VMZ-IG



Tilbehør til kemiske ankere



Injektions mørtel

MOD 4089 / 4090

| Tilbehør | | | | |
|----------------------|-------|--------|---------|---|
| | Q | e | | |
| 204089-28 | Q-104 | 280 ml | Q-VMU-A | 1 |
| NEW 204089-30 | Q-104 | 300 ml | Q-VMU-A | 1 |
| 204090-28 | Q-101 | 280 ml | Q-VMZ | 1 |
| NEW 204090-30 | Q-101 | 300 ml | Q-VMZ | 1 |



Mixer til injektionsmørtel

MOD 4091

| Tilbehør | | |
|----------|-------|---|
| | Q | |
| 204091 | Q-103 | 1 |



Udvidelse til mixer, 200 mm, til injektions mørtel VMZ 280/300

MOD 4096

| Tilbehør | | |
|----------|------|---|
| | Q | |
| 204096 | Q-88 | 1 |



Fuge pistol til injektionsmørtel

MOD 4095

| Tilbehør | | |
|----------|-------|---|
| | Q | |
| 204095 | Q-102 | 1 |



Luftpumpe til rengøring af borehul

MOD 4092

| Tilbehør | | |
|----------|------|---|
| | Q | |
| 204092 | Q-97 | 1 |



Rense børste rengøring af borehul

MOD 4093

| Tilbehør | | | |
|------------|------|------|---|
| | Q | | |
| 204093-010 | Q-91 | Ø 10 | 1 |
| 204093-012 | Q-92 | Ø 12 | 1 |
| 204093-014 | Q-93 | Ø 14 | 1 |
| 204093-018 | Q-94 | Ø 18 | 1 |
| 204093-020 | Q-95 | Ø 20 | 1 |



Udvidelse til rengørings børste, 150 mm, med M6 gevind

MOD 4094

| Tilbehør | | |
|----------|------|---|
| | Q | |
| 204094 | Q-89 | 1 |

Q-INFO | MOD 4089 / 4090

Antal borehulsfyldninger pr. patron med injektionsmørtel

| | VMZ-A | QS-32 | QS-33 | QS-60 | QS-62 | QS-63 | QS-64 | QS-65 | QS-507 | QS-549 | | | | |
|----------------|--------|--------|--------|--------|--------|--------|--------|--------|--------|--------|-------------------------|--------|-------------------------|--|
| Q-101 (280 ml) | 34 | 34 | 24 | 58 | 58 | 39 | 39 | 24 | 34 | | Q-101 / Q-104 280 ml | | | |
| Q-101 (300 ml) | 36 | 36 | 25 | 62 | 62 | 41 | 41 | 25 | 36 | | 204090-28 204089-28 | | | |
| | VMZ-IG | QS-207 | QS-208 | QS-211 | QS-212 | QS-505 | QS-520 | QS-521 | QS-528 | QS-557 | QS-558 | QS-559 | | |
| Q-101 (280 ml) | 21 | 21 | 16 | 16 | 19 | 27 | 27 | 34 | 21 | 21 | 19 | | Q-101 / Q-104 300 ml | |
| Q-101 (300 ml) | 22 | 22 | 17 | 17 | 20 | 29 | 29 | 36 | 22 | 22 | 20 | | 204090-30 204089-30 | |
| | VMU-A | QS-270 | QS-271 | QS-281 | QS-282 | QS-272 | QS-273 | QS-274 | QS-275 | QS-276 | QS-277 | QS-284 | QS-285 | |
| Q-104 (280 ml) | 46 | 46 | 40 | 40 | 32 | 32 | 22 | 22 | 22 | 22 | 19 | 19 | | |
| Q-104 (300 ml) | 50 | 50 | 42 | 42 | 34 | 34 | 23 | 23 | 23 | 23 | 20 | 20 | | |



Mekaniske betonankre



MOD 4110

For-zinket stål

| INDOOR | QS | Type | d | | L | |
|------------|-------|------------------|-----|------|----|----|
| 254110-875 | QS-35 | Q BZ 8 10-21/75 | M8 | Ø 8 | 75 | 10 |
| 254110-190 | QS-59 | Q BZ 10 10-30/90 | M10 | Ø 10 | 90 | 10 |

316

OUTDOOR

| | | | | | | |
|------------|-------|---------------------|-----|------|----|----|
| 244110-875 | QS-34 | Q BZ 8 10-21/75 A4 | M8 | Ø 8 | 75 | 10 |
| 244110-190 | QS-58 | Q BZ 10 10-30/90 A4 | M10 | Ø 10 | 90 | 10 |



MOD 4210

For-zinket stål

| INDOOR | QS | Type | Ø | | L | |
|------------|-------|---------------|----|------|-----|----|
| 254210-212 | QS-36 | Q SZ-SK 12/50 | 12 | Ø 12 | 120 | 25 |

316

OUTDOOR

| | | | | | | |
|------------|--------|------------------|----|------|-----|----|
| 244210-212 | QS-519 | Q SZ-SK 12/50 A4 | 12 | Ø 12 | 120 | 25 |
|------------|--------|------------------|----|------|-----|----|



MOD 4220

For-zinket stål

| INDOOR | QS | Type | Ø | | L | |
|------------|--------|--------------|----|------|-----|----|
| 254220-285 | QS-561 | Q SZ-S 12/10 | 12 | Ø 12 | 85 | 25 |
| 254220-211 | QS-563 | Q SZ-S 12/30 | 12 | Ø 12 | 105 | 25 |

316

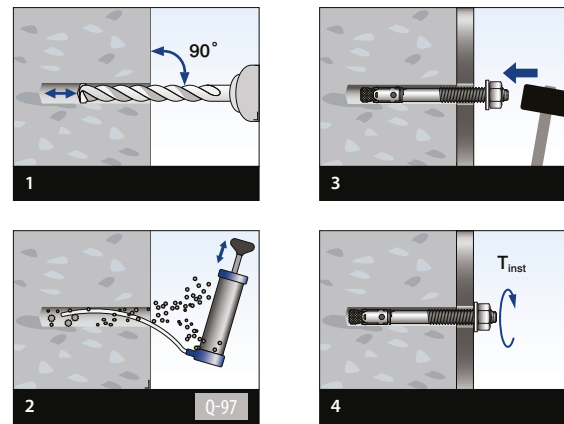
OUTDOOR

| | | | | | | |
|------------|--------|-----------------|----|------|-----|----|
| 244220-285 | QS-560 | Q SZ-S 12/10 A4 | 12 | Ø 12 | 85 | 25 |
| 244220-211 | QS-562 | Q SZ-S 12/30 A4 | 12 | Ø 12 | 105 | 25 |



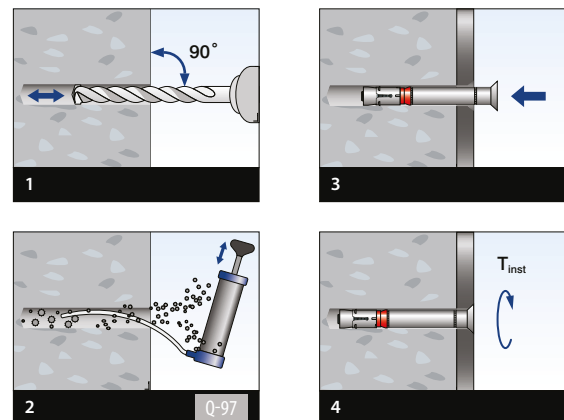
Q-INFO MOD 4110

Samlevejledning Q-anchor BZ Plus 8 & BZ Plus 10



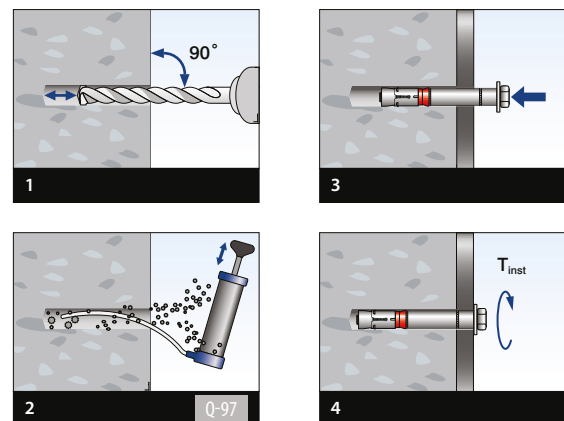
Q-INFO MOD 4210

Samlevejledning Q-anchor SZ-SK 12/50



Q-INFO MOD 4220

Samlevejledning Q-anchor SZ-S 12/10-30



Betonskruer



MOD 4310

For-zinket stål

| INDOOR | QS | Type | Ø | L | 50 | |
|------------|--------|-----------------|----|------|-----|----|
| 254310-110 | QS-574 | Q BSZ SU 10x100 | 10 | Ø 10 | 100 | 50 |
| 254310-112 | QS-576 | Q BSZ SU 10x120 | 10 | Ø 10 | 120 | 50 |

316

OUTDOOR

| | | | | | | |
|----------------|--------|--------------------|----|------|-----|----|
| 244310-110 | QS-575 | Q BSZ SU 10x100 A4 | 10 | Ø 10 | 100 | 50 |
| 244310-112 | QS-577 | Q BSZ SU 10x120 A4 | 10 | Ø 10 | 120 | 50 |
| NEW 244310-870 | QS-578 | Q-BSZ SU 8x70 A4 | 8 | Ø 8 | 70 | 50 |



MOD 4300


For-zinket stål

| INDOOR | QS | Type | Q | Ø | L | 50 | |
|------------|--------|-----------------|-----|----|------|-----|----|
| 254300-110 | QS-571 | Q BSZ SK 10x100 | 114 | 10 | Ø 10 | 100 | 50 |

316

OUTDOOR

| | | | | | | | |
|------------|--------|--------------------|-----|----|------|-----|----|
| 244300-110 | QS-572 | Q BSZ SK 10x100 A4 | 114 | 10 | Ø 10 | 100 | 50 |
| 244300-112 | QS-573 | Q BSZ SK 10x120 A4 | 114 | 10 | Ø 10 | 120 | 50 |



MOD 0665

316

OUTDOOR

| QS | Til d | 50 | |
|------------|--------|-----|----|
| 240665-232 | QS-286 | M12 | 25 |



MOD 4250

316

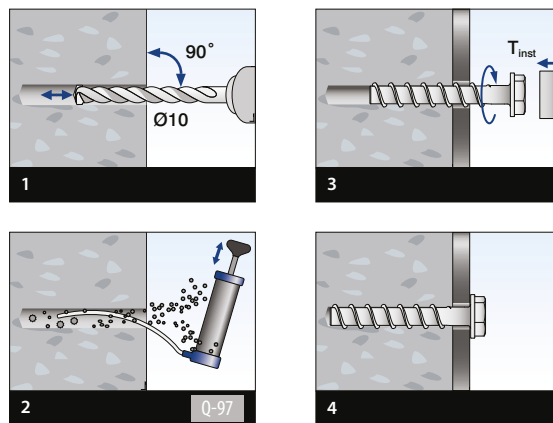
OUTDOOR

| QS | d | L | 50 | | |
|------------|--------|---|------|----|----|
| 244250-180 | QS-214 | 7 | Ø 10 | 80 | 50 |



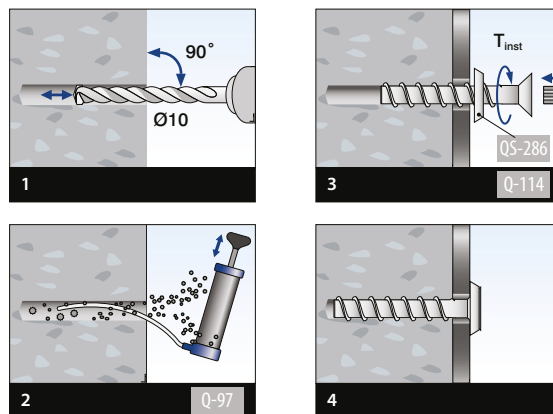
Q-INFO MOD 4310

Samlevejledning Q-anchor Q BSZ SU 10x100 + 10x120 (A4)



Q-INFO MOD 4300

Samlevejledning Q-anchor Q BSZ SK 10x100 + 10x120 (A4)



MOD 4260

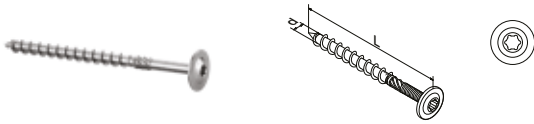
316

OUTDOOR

| QS | d | L | 50 | | |
|------------|--------|---|------|----|----|
| 244260-180 | QS-213 | 7 | Ø 10 | 80 | 50 |



Skruer



MOD 0250

For-zinket stål

| INDOOR | QS | Q | d | L | ☐ |
|------------|--------|-------|----|-----|----|
| 250250-808 | QS-255 | Q-113 | 8 | 80 | 50 |
| 250250-812 | QS-256 | Q-113 | 8 | 120 | 50 |
| 250250-012 | QS-258 | Q-114 | 10 | 120 | 50 |

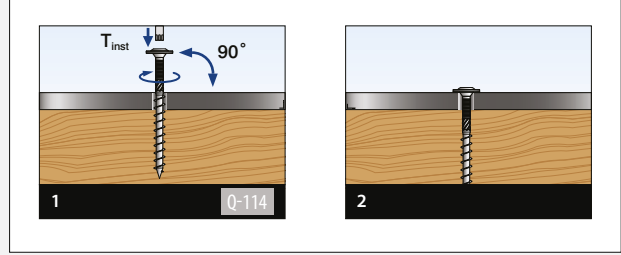
304

INDOOR

| | | | | | |
|------------|--------|-------|---|-----|----|
| 230250-608 | QS-264 | Q-115 | 6 | 80 | 50 |
| 230250-610 | QS-265 | Q-115 | 6 | 100 | 50 |



Q-INFO MOD 0250



MOD 0805

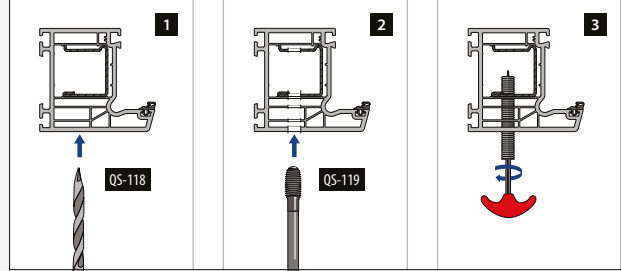
316

OUTDOOR

| QS | Q | d | Ø | L | ☐ | |
|------------|--------|-----|----|-----|----|---|
| 230805-665 | QS-579 | Q-8 | M8 | M16 | 65 | 2 |



Q-INFO MOD 0805



MOD 0260

For-zinket stål

| INDOOR | QS | Q | d | L | ☐ |
|------------|--------|-------|----|-----|----|
| 250260-008 | QS-250 | Q-113 | 10 | 80 | 50 |
| 250260-012 | QS-251 | Q-113 | 10 | 120 | 50 |



MOD 0251

For-zinket stål C4

| OUTDOOR | QS | d | L | ☐ |
|------------|--------|----|-----|----|
| 250251-010 | QS-290 | 10 | 100 | 25 |



MOD 0915

316

OUTDOOR

| QS | ☐ | |
|------------|--------|----|
| 240915-550 | QS-266 | 50 |



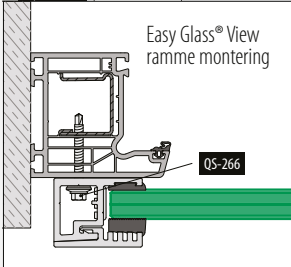
Bits 1/4", 5/16" optag

MOD 1016

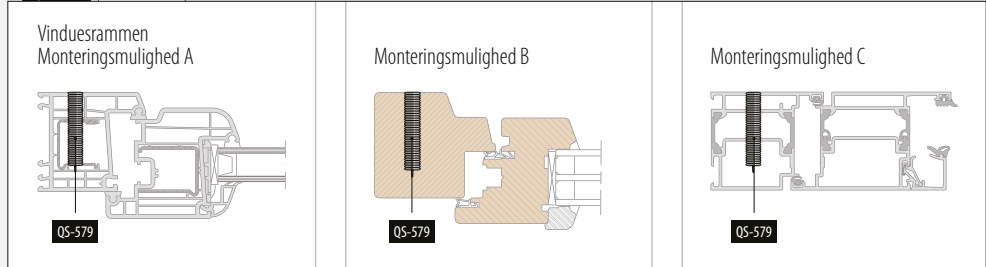
Tilbehør

| | Q | ☐ | AW | L | ☐ |
|------------|-------|-------|----|----|---|
| 201016-230 | Q-115 | 1/4" | 30 | 25 | 1 |
| 201016-240 | Q-113 | 1/4" | 40 | 26 | 1 |
| 201016-550 | Q-114 | 5/16" | 50 | 50 | 1 |

Q-INFO MOD 0915



Q-INFO MOD 0805



Plugs



MOD 0841

Tilbehør

| | QS | Ø | L | |
|------------|--------|----|----|-----|
| 200841-635 | QS-87 | 6 | 35 | 100 |
| 200841-160 | QS-555 | 10 | 60 | 50 |

SELL OUT



MOD 0843

For-zinket stål


| IN/OUTDOOR | QS | Til | |
|------------|--------|-----|----|
| 200843-008 | QS-570 | M8 | 25 |



MOD 0491 - DIN 914 / ISO 4027

304

| INDOOR | QS | Q | d | L | |
|------------|--------|---|----|----|----|
| 230491-850 | QS-288 | 4 | M8 | 50 | 50 |

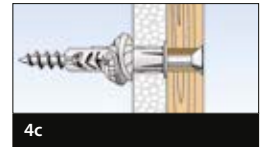

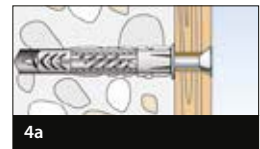


MOD 0851

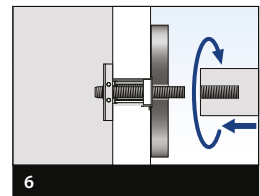
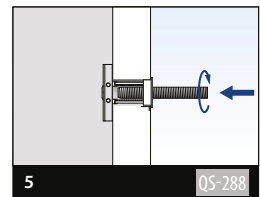
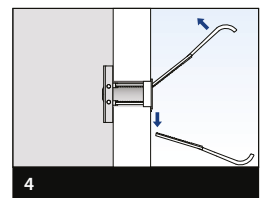
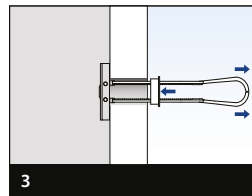
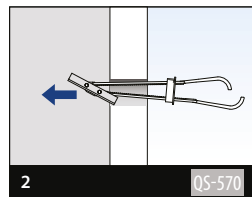
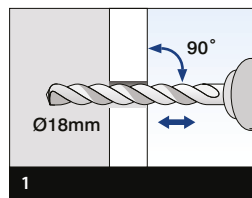
Messing

| IN/OUTDOOR | QS | |
|------------|-------|----|
| 200851-827 | QS-55 | 50 |


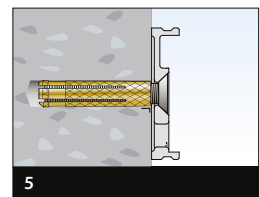
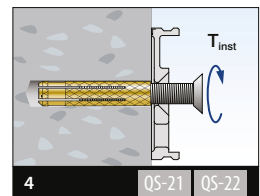
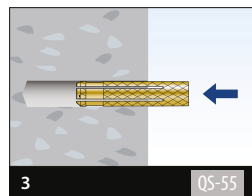
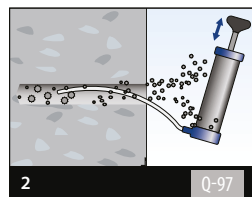
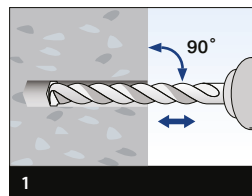
Q-INFO | MOD 0841



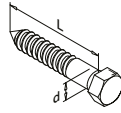
Q-INFO | MOD 0843 / 0491



Q-INFO | MOD 0851

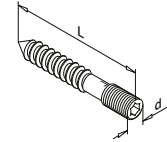


Skruer



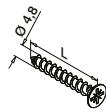
MOD 0200 - DIN 571

| 304 | | | | | |
|------------|--------|---|----|----|--|
| INDOOR | QS | d | L | | |
| 230200-760 | QS-3 | 7 | 60 | 50 | |
| 316 | | | | | |
| OUTDOOR | | | | | |
| 240200-760 | QS-4 | 7 | 60 | 50 | |
| 240200-890 | QS-556 | 8 | 90 | 50 | |



MOD 0205

| 304 | | | | | | |
|------------|-------|-----|---------|----|----|--|
| INDOOR | QS | Q | d | L | | |
| 230205-050 | QS-1 | Q-4 | M8 x 12 | 50 | 50 | |
| 230205-090 | QS-85 | Q-4 | M8 x 33 | 90 | 50 | |
| 316 | | | | | | |
| OUTDOOR | | | | | | |
| 240205-050 | QS-2 | Q-4 | M8 x 12 | 50 | 50 | |
| 240205-090 | QS-86 | Q-4 | M8 x 33 | 90 | 50 | |



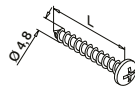
MOD 0210 - DIN 7982 C-H

| 304 | | | |
|------------|--------|----|----|
| INDOOR | QS | L | |
| 230210-025 | QS-5 | 25 | 50 |
| 230210-038 | QS-7 | 38 | 50 |
| 230210-060 | QS-503 | 60 | 50 |
| 316 | | | |
| OUTDOOR | | | |
| 240210-025 | QS-6 | 25 | 50 |
| 240210-038 | QS-50 | 38 | 50 |
| 240210-060 | QS-504 | 60 | 50 |

SELL OUT

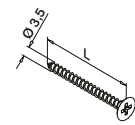
MOD 0240

| 304 | | | |
|------------|--------|----|----|
| INDOOR | QS | L | |
| 230240-412 | QS-200 | 12 | 50 |



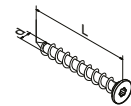
MOD 0230 - DIN 7981 C-H

| 304 | | | |
|------------|-------|----|----|
| INDOOR | QS | L | |
| 230230-025 | QS-8 | 25 | 50 |
| 230230-038 | QS-56 | 38 | 50 |
| 316 | | | |
| OUTDOOR | | | |
| 240230-025 | QS-9 | 25 | 50 |
| 240230-038 | QS-57 | 38 | 50 |



MOD 0211 - DIN 7997

| 304 | | | |
|------------|-------|----|----|
| INDOOR | QS | L | |
| 230211-340 | QS-49 | 40 | 50 |

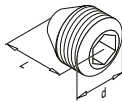


MOD 0212 - ISO 14586

| 316 | | | | |
|------------|--------|-----|----|----|
| OUTDOOR | QS | d | L | |
| 240212-413 | QS-268 | 4,2 | 13 | 50 |
| 240212-438 | QS-267 | 4,2 | 38 | 50 |

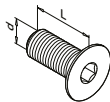


Skruer



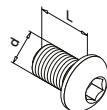
MOD 0400 - DIN 916 / ISO 4029

| 304 | | | | | |
|------------|-------|-------|----|----|----|
| INDOOR | QS | Q | d | L | |
| 230400-505 | QS-91 | Q-2,5 | M5 | 5 | 50 |
| 316 | | | | | |
| OUTDOOR | | | | | |
| 240400-505 | QS-90 | Q-2,5 | M5 | 5 | 50 |
| 240400-610 | QS-92 | Q-3 | M6 | 10 | 50 |



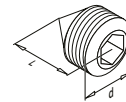
MOD 0670 - DIN 7991

| 304 | | | | | |
|------------|--------|-----|-----|----|----|
| INDOOR | QS | Q | d | L | |
| 230670-520 | QS-12 | Q-3 | M5 | 20 | 50 |
| 230670-612 | QS-48 | Q-4 | M6 | 12 | 50 |
| 230670-620 | QS-14 | Q-4 | M6 | 20 | 50 |
| 230670-625 | QS-15 | Q-4 | M6 | 25 | 50 |
| 230670-630 | QS-17 | Q-4 | M6 | 30 | 50 |
| 230670-825 | QS-19 | Q-5 | M8 | 25 | 50 |
| 230670-840 | QS-21 | Q-5 | M8 | 40 | 50 |
| 230670-130 | QS-532 | Q-6 | M10 | 30 | 50 |
| 230670-135 | QS-531 | Q-6 | M10 | 35 | 50 |
| 316 | | | | | |
| OUTDOOR | | | | | |
| 240670-520 | QS-13 | Q-3 | M5 | 20 | 50 |
| 240670-608 | QS-205 | Q-4 | M6 | 8 | 50 |
| 240670-612 | QS-89 | Q-4 | M6 | 12 | 50 |
| 240670-625 | QS-16 | Q-4 | M6 | 25 | 50 |
| 240670-630 | QS-18 | Q-4 | M6 | 30 | 50 |
| 240670-825 | QS-20 | Q-5 | M8 | 25 | 50 |
| 240670-840 | QS-22 | Q-5 | M8 | 40 | 50 |
| 240670-130 | QS-533 | Q-6 | M10 | 30 | 50 |
| 240670-135 | QS-530 | Q-6 | M10 | 35 | 50 |
| 240670-240 | QS-74 | Q-8 | M12 | 40 | 50 |



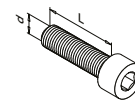
MOD 0690 - ISO 7380

| 304 | | | | | |
|------------|--------|-----|----|----|----|
| INDOOR | QS | Q | d | L | |
| 230690-510 | QS-202 | Q-3 | M5 | 10 | 50 |
| 230690-516 | QS-10 | Q-3 | M5 | 16 | 50 |
| 230690-616 | QS-83 | Q-4 | M6 | 16 | 50 |
| 316 | | | | | |
| OUTDOOR | | | | | |
| 240690-510 | QS-203 | Q-3 | M5 | 10 | 50 |
| 240690-516 | QS-11 | Q-3 | M5 | 16 | 50 |
| 240690-608 | QS-261 | Q-4 | M6 | 8 | 50 |
| 240690-616 | QS-84 | Q-4 | M6 | 16 | 50 |



MOD 0490 - DIN 914 / ISO 4027

| 304 | | | | | |
|------------|-------|-------|----|---|----|
| INDOOR | QS | Q | d | L | |
| 230490-506 | QS-94 | Q-2,5 | M5 | 6 | 50 |
| 316 | | | | | |
| OUTDOOR | | | | | |
| 240490-506 | QS-93 | Q-2,5 | M5 | 6 | 50 |

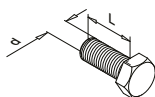


MOD 0680 - DIN 912 / ISO 4762

| For-zinket stål | | | | | |
|-----------------|--------|-----|-----|----|----|
| INDOOR | QS | Q | d | L | |
| 250680-820 | QS-28 | Q-6 | M8 | 20 | 50 |
| 304 | | | | | |
| INDOOR | QS | Q | d | L | |
| 230680-620 | QS-23 | Q-5 | M6 | 20 | 50 |
| 230680-635 | QS-24 | Q-5 | M6 | 35 | 50 |
| 230680-645 | QS-54 | Q-5 | M6 | 45 | 50 |
| 230680-660 | QS-25 | Q-5 | M6 | 60 | 50 |
| 230680-820 | QS-26 | Q-6 | M8 | 20 | 50 |
| 230680-835 | QS-29 | Q-6 | M8 | 35 | 50 |
| 230680-140 | QS-67 | Q-8 | M10 | 40 | 50 |
| 230680-240 | QS-551 | - | M12 | 40 | 50 |
| 316 | | | | | |
| OUTDOOR | | | | | |
| 240680-620 | QS-53 | Q-5 | M6 | 20 | 50 |
| 240680-645 | QS-70 | Q-5 | M6 | 45 | 50 |
| 240680-660 | QS-71 | Q-5 | M6 | 60 | 50 |
| 240680-820 | QS-27 | Q-6 | M8 | 20 | 50 |
| 240680-835 | QS-30 | Q-6 | M8 | 35 | 50 |
| 240680-140 | QS-72 | Q-8 | M10 | 45 | 50 |

SELV
OUT

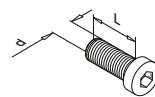
Bolte



MOD 0661 - DIN 933

For-zinket stål

| INDOOR | QS | d | L | |
|----------------|--------|-----|----|----|
| 250661-230 | QS-224 | M12 | 30 | 50 |
| 316 | | | | |
| OUTDOOR | | | | |
| 240661-230 | QS-223 | M12 | 30 | 50 |
| 240661-235 | QS-219 | M12 | 35 | 50 |
| 240661-245 | QS-225 | M12 | 45 | 50 |



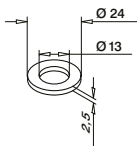
MOD 0662 - DIN 7984

For-zinket stål

| INDOOR | QS | Q | d | L | |
|----------------|--------|-----|-----|----|----|
| 250662-230 | QS-222 | Q-8 | M12 | 30 | 50 |
| 316 | | | | | |
| OUTDOOR | | | | | |
| 240662-230 | QS-221 | Q-8 | M12 | 30 | 50 |



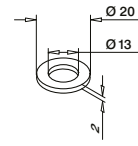
Skiver



MOD 0663 - DIN 125A / ISO 7089

For-zinket stål

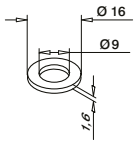
| INDOOR | QS | Til d | |
|----------------|--------|-------|----|
| 250663-224 | QS-216 | M12 | 50 |
| 316 | | | |
| OUTDOOR | | | |
| 240663-224 | QS-215 | M12 | 50 |



MOD 0664 - DIN 433 / ISO 7092

316

| OUTDOOR | QS | Til d | |
|------------|--------|-------|----|
| 240664-220 | QS-217 | M12 | 50 |

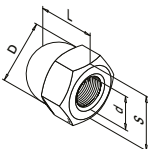


MOD 0666 - DIN 125A / ISO 7089

316

| OUTDOOR | QS | Til d | |
|------------|--------|-------|----|
| 240666-816 | QS-287 | M8 | 50 |

(Hætte)nødder



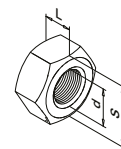
MOD 0650 - DIN 1587

304

| INDOOR | QS | S | d | D | L | |
|------------|--------|----|-----|------|----|----|
| 230650-865 | QS-514 | 13 | M8 | 12,5 | 15 | 50 |
| 230650-108 | QS-517 | 17 | M10 | 16 | 18 | 50 |
| 230650-210 | QS-518 | 19 | M12 | 18 | 22 | 50 |

316

| OUTDOOR | QS | S | d | D | L | |
|------------|--------|----|-----|------|----|----|
| 240650-865 | QS-513 | 13 | M8 | 12,5 | 15 | 50 |
| 240650-108 | QS-515 | 17 | M10 | 16 | 18 | 50 |
| 240650-210 | QS-516 | 19 | M12 | 18 | 22 | 50 |



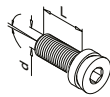
MOD 0651 - DIN 934

316

| OUTDOOR | QS | S | d | L | |
|------------|--------|----|-----|----|----|
| 240651-208 | QS-289 | 19 | M12 | 10 | 50 |

SELL
OUT

Monteringsmateriale til glasklemmer



Justerbar skrue
+/- 5°

MOD 0681

Passer til alle zink modeller

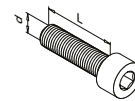
| For-zinket stål | | | | | |
|-----------------|-------|-----|----|----|----|
| INDOOR | QS | Q | d | L | |
| 250681 | QS-46 | Q-5 | M8 | 20 | 50 |

Passer til alle 304 modeller

| 304 | | | | | |
|--------|-------|-----|----|----|----|
| INDOOR | QS | Q | d | L | |
| 230681 | QS-47 | Q-5 | M8 | 20 | 50 |

Passer til alle 316 modeller

| 316 | | | | | |
|---------|-------|-----|----|----|----|
| OUTDOOR | QS | Q | d | L | |
| 240681 | QS-45 | Q-5 | M8 | 20 | 50 |



Sekskantskrue med
cylinderhoved

MOD 0680 - DIN 912 / ISO 4762

Passer til alle zink modeller

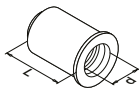
| For-zinket stål | | | | | |
|-----------------|-------|-----|----|----|----|
| INDOOR | QS | Q | d | L | |
| 250680-820 | QS-28 | Q-6 | M8 | 20 | 50 |

Passer til alle 304 modeller

| 304 | | | | | |
|------------|-------|-----|----|----|----|
| INDOOR | QS | Q | d | L | |
| 230680-820 | QS-26 | Q-6 | M8 | 20 | 50 |

Passer til alle 316 modeller

| 316 | | | | | |
|------------|-------|-----|----|----|----|
| OUTDOOR | QS | Q | d | L | |
| 240680-820 | QS-27 | Q-6 | M8 | 20 | 50 |



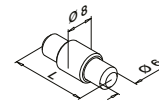
Blindnitte møtrik
med cylindrisk hoved

MOD 0800

| 304 | | | | | | |
|------------|-------|------|-----|--------|----|----|
| INDOOR | QS | Q | d | L | | |
| 230800-616 | QS-38 | Q-29 | M6 | Ø 9,0 | 16 | 50 |
| 230800-817 | QS-39 | Q-29 | M8 | Ø 11,0 | 17 | 50 |
| 230800-121 | QS-40 | Q-29 | M10 | Ø 12,0 | 21 | 50 |

| 316 | | | | | | |
|------------|-------|------|-----|--------|----|----|
| OUTDOOR | QS | Q | d | L | | |
| 240800-616 | QS-80 | Q-29 | M6 | Ø 9,0 | 16 | 50 |
| 240800-817 | QS-81 | Q-29 | M8 | Ø 11,0 | 17 | 50 |
| 240800-121 | QS-82 | Q-29 | M10 | Ø 12,0 | 21 | 50 |

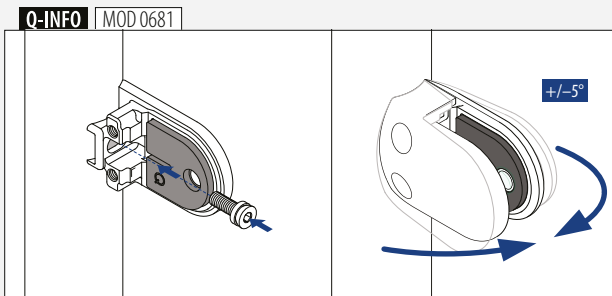
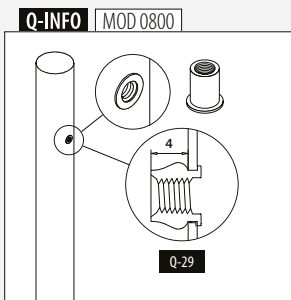
SELL
OUT



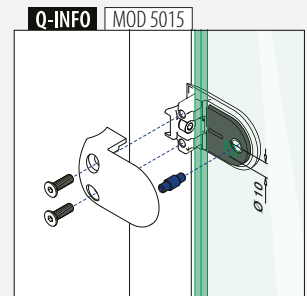
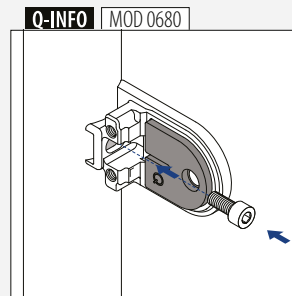
Sikkerhedsstift til glasklemmer
og pladeadapter

MOD 5015

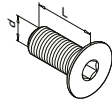
| Tilbehør | | | |
|-----------|------------|----|---|
| | For MOD | L | |
| 205015-22 | 2800, 4200 | 22 | 4 |
| 205015-25 | 2500, 2600 | 25 | 4 |
| 205015-24 | 2400, 6000 | 30 | 4 |
| 205015-23 | 2300 | 34 | 4 |



SELL
OUT Kun så længe lager haves.



Reserve dele til glasklemmer



Sekskantskrue, undersænket

MOD 0670 - DIN 7991

Til MOD 2100, 2500, 2700, 2800, 4200, 4400, 4600 i zink

| For-zinket stål | | | | | |
|-----------------|-------|-----|----|----|----|
| INDOOR | QS | Q | d | L | |
| 250670-616 | QS-43 | Q-4 | M6 | 16 | 50 |

Til MOD 2400 i zink

| For-zinket stål | | | | | |
|-----------------|-------|-----|----|----|----|
| INDOOR | QS | Q | d | L | |
| 250670-620 | QS-44 | Q-4 | M6 | 20 | 50 |

Til MOD 2100, 2500, 2700, 2800, 4200, 4400, 4600, 5100, 5200 i 304 og 316

| 316 | | | | | |
|------------|-------|-----|----|----|----|
| OUTDOOR | QS | Q | d | L | |
| 240670-616 | QS-41 | Q-4 | M6 | 16 | 50 |

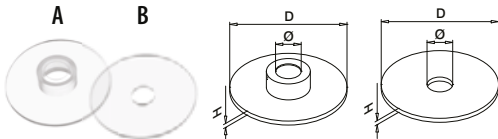
Til MOD 2300, 2400, 2600 i 304 og 316

| 316 | | | | | |
|------------|-------|-----|----|----|----|
| OUTDOOR | QS | Q | d | L | |
| 240670-620 | QS-42 | Q-4 | M6 | 20 | 50 |

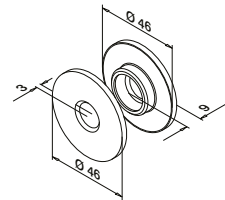
Nylon dækkapper til samle skruer
(2 stk. per glasklemme)**MOD 5010**

| Tilbehør | | | |
|--------------|----------------------|---|---|
| | Farve | For MOD | |
| 205010-00-00 | Rå (grå) | 2100, 2300, 2400, 2500, 2600, 2700, 4200, 4400, 4600, 5100, 5200 | 8 |
| 205010-00-17 | Krom effekt | | 8 |
| 205010-00-19 | Rustfrit stål effekt | | 8 |
| 205010-00-31 | Sort RAL 9005 | | 8 |
| 205010-00-32 | Hvid RAL 9016 | 2800 | 8 |
| 205010-00-33 | Antracitgrå RAL 7016 | | 8 |
| 205010-28-00 | Rå (grå) | 2800 | 8 |
| 205010-28-17 | Krom effekt | | 8 |
| 205010-28-19 | Rustfrit stål effekt | | 8 |
| 205010-28-31 | Sort RAL 9005 | | 8 |

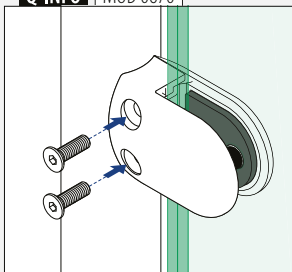
Silikone indlæg til glasadapter

**MOD 5031 / 5032 / 5034 / 5035 / 5039 / 5038 / 5030**

| Tilbehør | | | | | | |
|-----------------------------|---|------------------------------|----|----|---|----------------------|
| | | For MOD | D | Ø | H | Styk per glasadapter |
| 205032-47 | A | 0747 (Ø 50mm) | 48 | 10 | 2 | 1 8 |
| 205031-47 | B | | 48 | 10 | 2 | 1 8 |
| 205034-030 | A | 0746 + 0740 + 0754 (Ø 30 mm) | 28 | 8 | 2 | 2 8 |
| 205034-025 | A | 0755 (Ø 25 mm) | 24 | 6 | 1 | 1 8 |
| 205035 | B | | 24 | 6 | 1 | 1 8 |
| 205034-050 | A | 0148 + 0117 + 9350 (Ø 50 mm) | 48 | 8 | 2 | 2 8 |
| NEW 205030-150-01-03 | A | 0749 + 0741 | 45 | 19 | 3 | 1 8 |
| NEW 205030-150-02-03 | B | | 46 | 13 | 3 | 1 8 |

**MOD 5030**

| Tilbehør | | |
|------------------|-------------------|---|
| | For MOD | |
| 205030-150-99-80 | 0749 (Black Line) | 4 |

NEW**Q-INFO** | MOD 0670

Boring og gevindskæring



14 dele bor og gevindskæringsæt til rustfrit stål

MOD 1025

| Tilbehør | | | |
|----------|------|----------|---|
| | Q | M | |
| 201025 | Q-61 | M3 - M12 | 1 |



Gevindformer til MOD 0805

MOD 1029

| Tilbehør | | |
|----------|-------|---|
| | Q | |
| 201029 | Q-119 | 1 |

NEW



Boreværktøj til MOD 0805

MOD 1028

| Tilbehør | | |
|----------|-------|---|
| | Q | |
| 201028 | Q-118 | 1 |

NEW



Boringsskabelon

MOD 1020

| Tilbehør | | | | |
|------------|------|-----------|-----------------|---|
| | Q | Til rør Ø | M | |
| 201020-042 | Q-74 | 42,4 | M5, M6, M8, M10 | 1 |
| 201020-048 | Q-75 | 48,3 | M5, M6, M8, M10 | 1 |

Komplet sæt



Boringsskabelon, (x2), med styrespør

MOD 1021


| Tilbehør | | | | |
|------------|------|-----------|-----------------|---|
| | Q | Til rør Ø | M | |
| 201021-042 | Q-76 | 42,4 | M5, M6, M8, M10 | 1 |
| 201021-048 | Q-77 | 48,3 | M5, M6, M8, M10 | 1 |

SELL OUT

Skære og borings olie
Koncentreret, uden drivgas

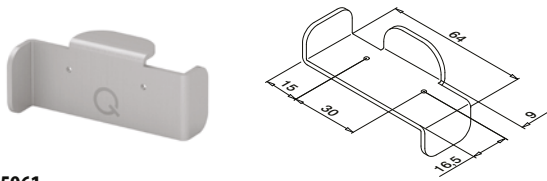
MOD 1027

| Tilbehør | | | |
|----------|------|--------|---|
| | Q | e | |
| 201027 | Q-64 | 300 ml | 1 |




Boring og gevindskæring

Boreskabel til Easy Alu gelænderstolper



MOD 5961

| Tilbehør | | |
|----------|------|---|
| | Q | |
| 205961 | Q-85 | 1 |



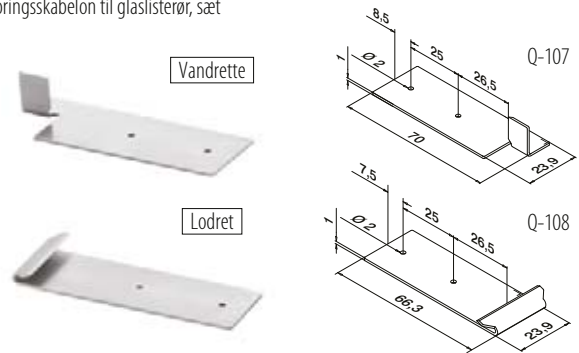
Boringsskabel til glasstopper

MOD 1041

| Tilbehør | | |
|----------|-------|---|
| | Q | |
| 201041 | Q-117 | 1 |

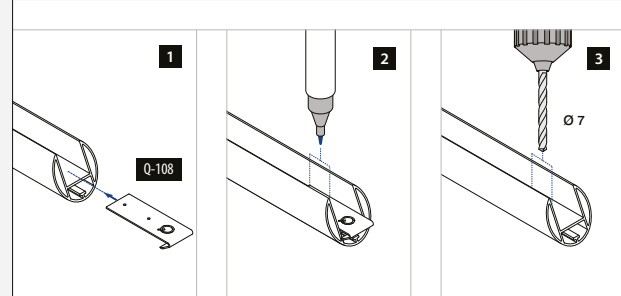
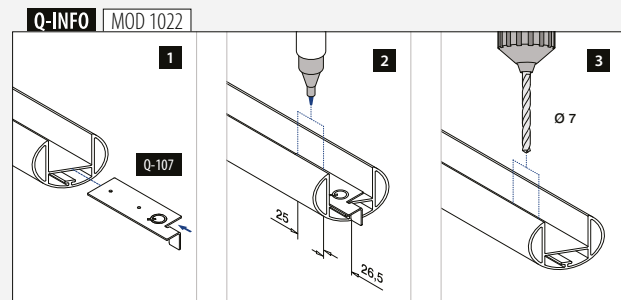
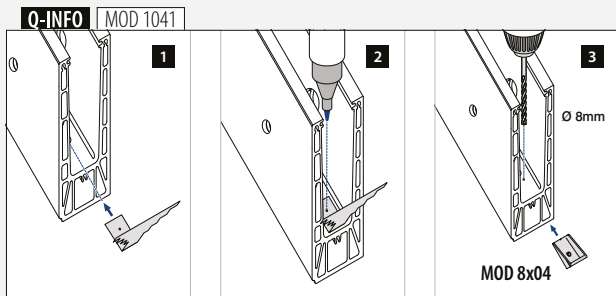
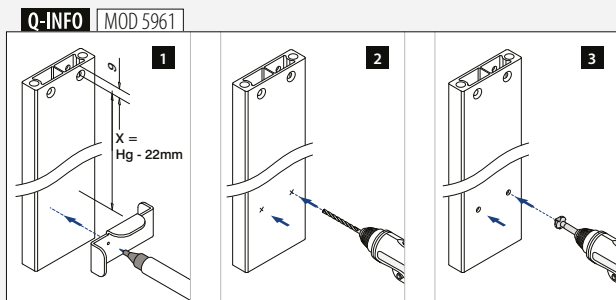
NEW

Boringsskabel til glaslisterør, sæt



MOD 1022

| Tilbehør | | |
|----------|-------------|---|
| | Q | |
| 201022 | Q-107/Q-108 | 1 |



Q-82

Q-20

Boringskabelon



MOD 1023

| Tilbehør | | | |
|----------|------|-------------|---|
| | Q | Til Ø | |
| 201023 | Q-82 | 42,0 + 48,0 | 1 |

MOD 1024

| Tilbehør | | | |
|------------|------|-------|---|
| | Q | Til Ø | |
| 201024-042 | Q-20 | 42,0 | 1 |

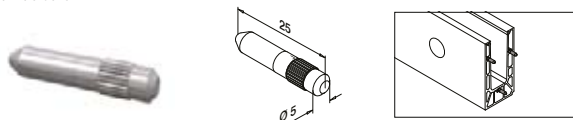


Trælim
PVAC-lim til træprodukter

MOD 1335

| Tilbehør | | | |
|----------|------|--------|---|
| | Q | e | |
| 201335 | Q-73 | 250 ml | 1 |

Forbinderstift



MOD 3005

| | | | |
|--------|---------|----|---|
| 143005 | 316 | Rå | |
| | OUTDOOR | | |
| | | | 6 |



Bor med stop til træ

MOD 1026

| Tilbehør | | | |
|----------|------|----|---|
| | Q | D | |
| 201026 | Q-80 | 15 | 1 |



Dyvler

MOD 0203

| Træ | | | |
|--------|--------|--|----|
| INDOOR | | | |
| | QS | | |
| 200203 | QS-512 | | 50 |



MOD 0803 - DIN 7965

| For-zinket stål | | | | | |
|-----------------|-------|-----|--------|----|----|
| INDOOR | | | | | |
| | QS | d | | L | |
| 250803-120 | QS-66 | M10 | Ø 17 | 20 | 50 |
| 304 | | | | | |
| INDOOR | | | | | |
| 230803-818 | QS-69 | M8 | Ø 14,5 | 18 | 50 |

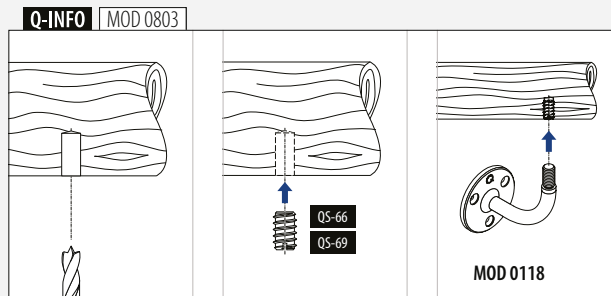
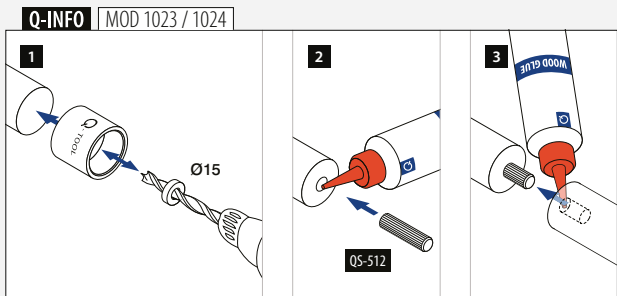
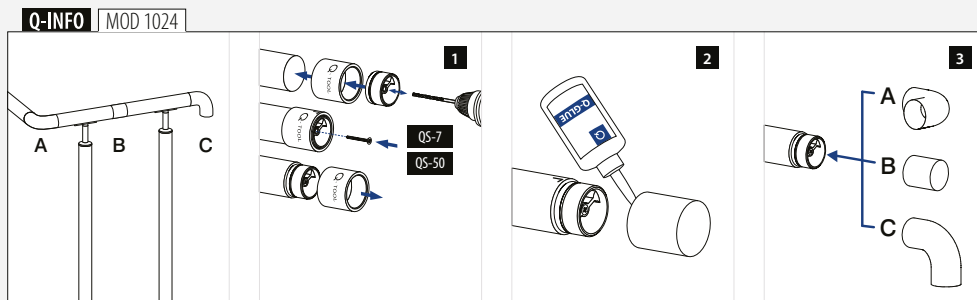


MOD 1050

| Tilbehør | | | |
|----------|------|-----|-----|
| | Q | L | |
| 201050 | Q-50 | 300 | 100 |



Strips



Monteringstilbehør



Q-glue®
Speciel Rustfrit stål lim
Lim mængde pr. limning ca. 1 ml

MOD 1331

| Tilbehør | | | |
|----------|------|-------|---|
| | Q | e | |
| 201331 | Q-21 | 50 ml | 1 |

Antal limninger per flaske (50 ml)

| Ø 16 mm | Ø 42,4 mm | Ø 48,3 mm | Ø 60,3 mm |
|---------|-----------|-----------|-----------|
| 150 | 60 | 50 | 40 |



Dobbeltklæbende tape

MOD 1360

| Tilbehør | | | | |
|----------|------|---|---------------------------|---|
| | Q | W | L | |
| 201360 | Q-53 | 9 | 33 m (til 11 m dækprofil) | 1 |



Transparent dobbeltklæbende tape

MOD 1362

| Tilbehør | | | | |
|------------|-------|----|------|---|
| | Q | W | L | |
| 201362-012 | Q-122 | 12 | 33 m | 1 |

NEW



Q-spray, transparent
For en smidig samling

MOD 0620

| Tilbehør | | | |
|----------|------|---------|---|
| | Q | e | |
| 200620 | Q-65 | 1000 ml | 1 |



Q-seal
Silicone, sort,
med vedlagte forstøvere

MOD 1340

| Tilbehør | | | |
|----------|------|----------------------|---|
| | Q | e | |
| 201340 | Q-24 | 310 ml = ca. 11,40 m | 1 |



Dobbeltklæbende tape

MOD 1361

| Tilbehør | | | | |
|------------|-------|------|------|---|
| | Q | W | L | |
| 201361-012 | Q-111 | 12,7 | 33 m | 1 |
| 201361-016 | Q-98 | 16 | 33 m | 1 |
| 201361-020 | Q-99 | 20 | 33 m | 1 |
| 201361-025 | Q-112 | 25,4 | 33 m | 1 |



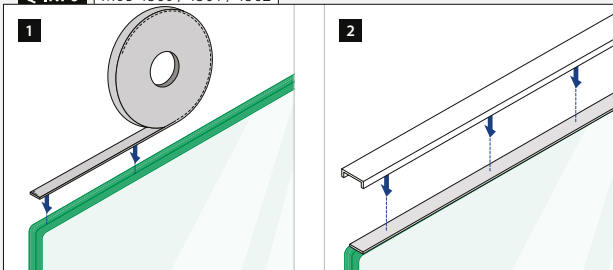
Påføringsværktøj til tape

MOD 1040

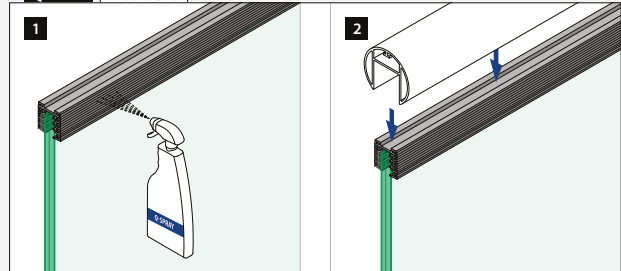
| Tilbehør | |
|----------|---|
| 201040 | 1 |

NEW

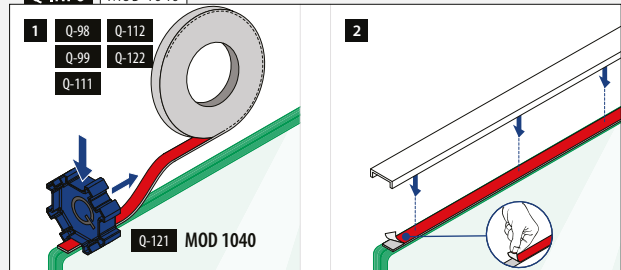
Q-INFO | MOD 1360 / 1361 / 1362



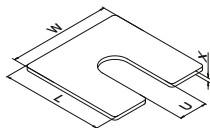
Q-INFO | MOD 0620



Q-INFO | MOD 1040



Monteringsstilbehør



Justeringsplade, topmontering

MOD 8216 - Easy Glass® Smart

| | Aluminium | | Rå | | |
|------------|-----------|----|----|---|-----|
| | W | L | U | X | |
| 168216-001 | 58 | 58 | 16 | 1 | 100 |
| 168216-002 | 58 | 58 | 16 | 2 | 100 |
| 168216-003 | 58 | 58 | 16 | 3 | 100 |

MOD 8416 - Easy Glass® Prime

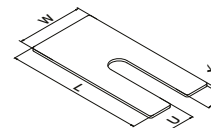
| | Aluminium | | Rå | | |
|------------|-----------|----|----|---|-----|
| | W | L | U | X | |
| 168416-001 | 69 | 69 | 24 | 1 | 100 |
| 168416-002 | 69 | 69 | 24 | 2 | 100 |
| 168416-003 | 69 | 69 | 24 | 3 | 100 |

MOD 8516 - Easy Glass® Max

| | Aluminium | | Rå | | |
|------------|-----------|----|----|---|-----|
| | W | L | U | X | |
| 168516-001 | 78 | 78 | 24 | 1 | 100 |
| 168516-002 | 78 | 78 | 24 | 2 | 100 |
| 168516-003 | 78 | 78 | 24 | 3 | 100 |

MOD 8616 - Easy Glass® Strong

| | Aluminium | | Rå | | |
|-----------------------|-----------|----|----|---|-----|
| | W | L | U | X | |
| NEW 168616-001 | 93 | 93 | 24 | 1 | 100 |
| NEW 168616-002 | 93 | 93 | 24 | 2 | 100 |
| NEW 168616-003 | 93 | 93 | 24 | 3 | 100 |



Justeringsplade, sidemontering

MOD 8236 - Easy Glass® Smart

| | Aluminium | | Rå | | |
|------------|-----------|-----|----|---|-----|
| | W | L | U | X | |
| 168236-001 | 58 | 120 | 16 | 1 | 100 |
| 168236-002 | 58 | 120 | 16 | 2 | 100 |
| 168236-003 | 58 | 120 | 16 | 3 | 100 |

MOD 8336 - Easy Glass® Smart+

| | Aluminium | | Rå | | |
|-----------------------|-----------|-----|----|---|-----|
| | W | L | U | X | |
| NEW 168336-001 | 58 | 120 | 16 | 1 | 100 |
| NEW 168336-002 | 58 | 120 | 16 | 2 | 100 |
| NEW 168336-003 | 58 | 120 | 16 | 3 | 100 |

MOD 8436 - Easy Glass® Prime

| | Aluminium | | Rå | | |
|------------|-----------|-----|----|---|-----|
| | W | L | U | X | |
| 168436-001 | 58 | 135 | 16 | 1 | 100 |
| 168436-002 | 58 | 135 | 16 | 2 | 100 |
| 168436-003 | 58 | 135 | 16 | 3 | 100 |

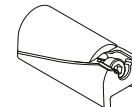
MOD 8636 - Easy Glass® Strong

| | Aluminium | | Rå | | |
|-----------------------|-----------|-----|----|---|-----|
| | W | L | U | X | |
| NEW 168636-001 | 58 | 144 | 16 | 1 | 100 |
| NEW 168636-002 | 58 | 144 | 16 | 2 | 100 |
| NEW 168636-003 | 58 | 144 | 16 | 3 | 100 |

MOD 6636 - Easy Glass® Up

| | Aluminium | | Rå | | |
|------------|-----------|----|----|---|-----|
| | W | L | U | X | |
| 166636-001 | 58 | 89 | 16 | 1 | 100 |
| 166636-002 | 58 | 89 | 16 | 2 | 100 |
| 166636-003 | 58 | 89 | 16 | 3 | 100 |

Nivellingsklods til Easy Alu



MOD 9027

| | Aluminium | | Rå | | |
|--------|-----------|--|----|---|--|
| | OUTDOOR | | Q | | |
| 169027 | Q-4 | | | 1 | |

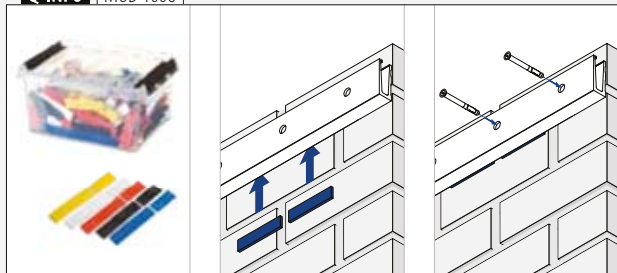


Glasklodser til Easy Glass®

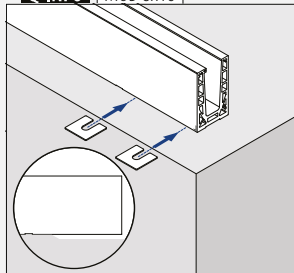
MOD 1006

| | Tilbehør | | |
|--------|----------|------------------|-----|
| | Q | Tykkelser | |
| 201006 | Q-62 | 1, 2, 3, 4, 5 mm | 520 |

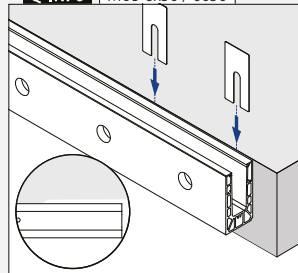
Q-INFO MOD 1006



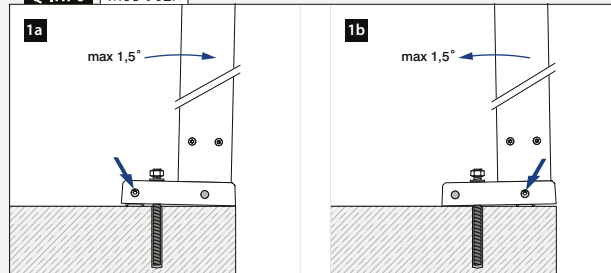
Q-INFO MOD 8x16



Q-INFO MOD 8x36 / 6636



Q-INFO MOD 9027



Pleje og rengøring



Q-cleaner
Speciel Rustfrit stål rens,
koncentreret, uden drivgas

MOD 0601

| Tilbehør | | | |
|----------|------|--------|---|
| | Q | e | |
| 200601 | Q-23 | 300 ml | 1 |



Q-ultra-clean
Kemisk rustfrit stål rens til at fjerne snavs
og rust pletter.

MOD 0610

| Tilbehør | | | |
|----------|------|--------|---|
| | Q | e | |
| 200610 | Q-22 | 500 ml | 1 |



Q-protector
Beskyt dele af aluminium og rustfrit stål
straks efter installationen.

MOD 0602

| Tilbehør | | | |
|----------|------|--------|---|
| | Q | e | |
| 200602 | Q-63 | 500 ml | 1 |



Scotch®-Brite
Poleringsvamp som fjerner mindre
skader i børstningen, eller til brug med
Q-ultra clean til fjernelse af ovenstående

MOD 0640

| Tilbehør | | |
|----------|------|----|
| | Q | |
| 200640 | Q-25 | 10 |



Q-glass tex
Glas Rengøringsklude,
100% Viskose, 33x37cm

MOD 0660

| Tilbehør | | |
|----------|------|----|
| | Q | |
| 200660 | Q-27 | 20 |



Dækstift til reparation af skrammer

MOD 0802

| Tilbehør | | Farve | e | |
|----------|-----------|-----------------------|-------|---|
| | 200802-31 | Sort, RAL 9005 | 12 ml | 1 |
| | 200802-33 | Antracitgrå, RAL 7016 | 12 ml | 1 |
| | 200802-34 | Telegrå 4, RAL 7047 | 12 ml | 1 |

Q-INFO | MOD 0640 / 0610



Q-25



MOD 0610
Q-22
Q-ultra-clean

Q-INFO



Rengøring og
vedligeholdelse
information

Værktøj



Umbraco nøgle sæt, 7 stk.

MOD 1010

Tilbehør

Q (□)



| | | | | | | | | | |
|----------|--------|-----|-------|-----|-----|-----|-----|-----|---|
| SELL OUT | 201010 | Q-2 | Q-2,5 | Q-3 | Q-4 | Q-5 | Q-6 | Q-8 | 1 |
|----------|--------|-----|-------|-----|-----|-----|-----|-----|---|



Umbraco nøgle

MOD 1008

Tilbehør

Q (□)



| | | | |
|----------|-----------|------|---|
| SELL OUT | 201008-10 | Q-10 | 1 |
|----------|-----------|------|---|



Værktøj til blind nut

MOD 1031

Tilbehør

Q

Ø



| | | | | |
|----------|--------|------|-------------|---|
| SELL OUT | 201031 | Q-29 | M6, M8, M10 | 1 |
|----------|--------|------|-------------|---|



Plastikhammer

MOD 1030

Tilbehør

Q



| | | |
|--------|------|---|
| 201030 | Q-45 | 1 |
|--------|------|---|



Vaterpas til rør, runde og firkantede

MOD 1034

Tilbehør

Q



| | | |
|--------|------|---|
| 201034 | Q-46 | 1 |
|--------|------|---|

Hagenøgel



MOD 1013

Tilbehør

Q

Ø



| | | | |
|------------|------|---------|---|
| 201013-025 | Q-30 | 25 - 28 | 1 |
| 201013-030 | Q-31 | 30 - 32 | 1 |
| 201013-050 | Q-32 | 45 - 50 | 1 |
| 201013-060 | Q-33 | 58 - 62 | 1 |
| 201013-070 | Q-51 | 68 - 75 | 1 |



Nøgle til Ø 3 mm hul, pin 2,9 mm, afstand 15 mm

MOD 1032

Tilbehør

Q



| | | |
|--------|------|---|
| 201032 | Q-78 | 1 |
|--------|------|---|



Sikringsringtænger til Ø 2 mm huller, stift 4,0 mm, afstand 28 mm

Q-lights

MOD 1033

Tilbehør

Q



| | | |
|--------|-------|---|
| 201033 | Q-110 | 1 |
|--------|-------|---|



Vaterpas til Ø 40, Ø 42,4, Ø 48,3 mm

MOD 1035

Tilbehør

Q



| | | |
|--------|------|---|
| 201035 | Q-72 | 1 |
|--------|------|---|

SELL OUT Kun så længe lager haves.

Q-INFO MOD 1034



Q-INFO MOD 1035



Q-INFO MOD 1035



Værktøj



Q-disc® og indlægsværktøj

MOD 1000

Tilbehør

| | Q | |
|--------|------|---|
| 201000 | Q-84 | 1 |



Easy Glass® multi værktøj

MOD 1001

Tilbehør

| | Q | |
|--------|------|---|
| 201001 | Q-71 | 1 |



Q-glass sugekop, 2 sugekopper, løfte, kapacitet / løfte retning: 60kg, parallel

MOD 1060

Tilbehør

| | Q | |
|--------|------|---|
| 201060 | Q-28 | 1 |



Glas tilpasnings trappe

MOD 1062

Tilbehør

| | Q | |
|--------|------|---|
| 201062 | Q-56 | 2 |



Løfte værktøj

Spænder 0 til 80 mm.
Max. belastning pr stk 100 kg

MOD 1061

Tilbehør

| | Q | |
|--------|------|---|
| 201061 | Q-55 | 2 |

Q-INFO MOD 1000

1

Fastgør og kontroller justering

2

Dreje

3

Justere

4

Fastgør

5

Kig i manualen for indstilling af momentnøglen

6

Q-spray 200620

Q-INFO MOD 1001

Q-INFO MOD 1061

1

2

3

Q-INFO MOD 1062

Værktøj



Fast Fix værktøj

MOD 7802

| 316 | Børstet | | |
|------------|-------------|--|---|
| OUTDOOR | Til kabel Ø | | |
| 207802-003 | 3,2 | | 1 |
| 207802-004 | 4,0 | | 1 |



Kabel saks

MOD 7800

| Tilbehør | Q | Til kabel Ø | |
|----------|------|-------------|---|
| 207800 | Q-39 | 1,5 - 4,0 | 1 |

Saven skal egne sig til rustfrit stål for at gøre arbejdet effektivt og opnå et godt resultat. Derfor har save til rustfrit stål en meget kraftig, langsomt roterende motor. Sagens lave vægt gør den til en nødvendig del af værktøjskassen.

201070-23
Q-34

Rustfrit stål sav

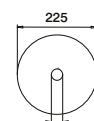
Motor 0,8 kW - 230 V, 60 rpm, automatisk nedkøling, 17 kg, mål 490x425x600 (B x L x H), ekskl. savklinge, til lige snit

201071
Q-35

Bord til Rustfrit stål sav

201072
Q-36

Savklingen for rustfrit stål sav

HSS, 225 x 2,2 x 32,
168 Z201074
Q-38Vertikalt justerbar materialestøtte til rør
Ø26-168 mm201073
Q-44Indvendig-udvendig rørafgræter til rør
Ø10-54 mm

MOD 1070 / 1071 / 1072 / 1073 / 1074

Tilbehør

| | Q | |
|-----------------|------|---|
| 201070-23 | Q-34 | 1 |
| SELL OUT 201071 | Q-35 | 1 |
| 201072 | Q-36 | 1 |
| 201073 | Q-44 | 1 |
| SELL OUT 201074 | Q-38 | 1 |



LEDER DU EFTER SALGSFREMME ARTIKLER FRA Q-RAILING?

Kontakt os for oplysninger
om reklamedisplays,
promosæt med mere.



Q-railing


SYMBOL INDEKS


| | | | | |
|------------------------|-------------------|-----------------------|------------|---------------------|
| 304 | 304 Rustfrit stål | Sikkerhedsglas | Hærdet | Glas |
| 316 | 316 Rustfrit stål | Sikkerhedsglas | Lamineret | |
| Aluminium | Aluminium | Bøg | Eg | Træ |
| Plastik | Plastik | Kambala | Træ | |
| Stål | Stål | Børstet | Poleret | Materiale overflade |
| Zink | Zink | | | |
| For-zinket stål | For-zinket stål | INDOOR | | Til indendørs brug |
| Messing | Messing | OUTDOOR | | Til udendørs brug |

| | | | |
|--|------------------------------------|---------------------|---------------------------------|
| | Form/størrelse på rør/glaslisterør | | Borehoved størrelse |
| | Ekstra produkt information | QS-36 467 / QS-36 | Anvend denne Q-anchor, side 467 |
| | Glastykkelse | QS-53 472 / QS-53 | Anvend denne Q-screw, side 472 |
| | Pakke enheder | Q-22 | Anvend dette Q-tool |

| | | | |
|--|--|--|---------------|
| | Nyt produkt | | CE-direktiver |
| | Udgående varer (KUN tilgængelig så længe lager haves) | | Ekstra stærk |
| | Prefix mulighed tilgængelig. | | |

| | | | |
|--|---|------------------------------|---|
| | Sendes som langgods | | AVIS Technique-Test |
| | Produkter til fastgørelse med skruer (umbraco nøgle) | | Testet hos CSTB |
| | Momentnøgle | SIA 358:2010 / SIA 261:2014 | SIA 358:2010 / SIA 261:2014 |
| | Produkter til fastgørelse med skruer (svensk nøgle) | | Testet i henhold til EN 1991 / EN 1990 |
| | Hage nøje | | Testet i henhold til NEN 2608 (Eurocodes 1990-1999:2011) |
| | Skruetrækker | | LGA Typen geprüft-Test |
| | Torx skruetrækker | | Statisk beregning efter DIN 18008 |
| | Produktet kan slåes i (Easy Hit®) | | CTE Test |
| | Produktet kan limes på | | Testet hos Appalus |
| | Brug en kniv til at skære | | Testet i henhold til NTC UNI 11678-2017 |
| | Brug en sav til skæring | | Testet i henhold til DIN 18008 |
| | Produktet skal svejses | | Testet hos WTCB.be & CSTC.be |
| | AW-optag | | Testet i henhold til NBN B03-004 |
| | 90° hjørne ikke muligt | | Testet i henhold til Miami Dade County |
| | Væg afstand 85 mm | | Testet hos International ICC Evaluation Service |
| | AbP-Test (Allgemeines bauaufsichtliches Prüfzeugnis) | | IK-kode (slagmodstandsniveau) |
| | ETB-Test | | Farve index |
| | AbZ-Test (Allgemeine bauaufsichtliche Zulassung) | | Dali Lighting Control |
| | Testet i henhold til DIN EN 12600 | | Minimum bøjningsradius |
| | Testet i henhold til British Standard 6180 | | Skal installeret af en autoriseret el-installatør |
| | Verrotec-Test | | |







© 2025 Q-railing
Emmerich am Rhein, Tyskland

Copyright (Ophavsrettigheder)


Opsætning, katalogets layout, tekst, tekstkomponenter, tabeller, billeder, brands, varemærker, logoer, grafik og andet katalogindhold forbliver Q-railing Europe GmbH & Co. KG, Tysklands ejendom eller kan anvendes med ejernes samtykke. Underlagt global lovgivning om ophavsrettigheder. Hvis ikke andetsteds nævnt, er alle brands og varmemærker, som er anvendt i dette katalog, samt varemærkeret, designpatent og brugsmodeller ligeledes Q-railing Europe GmbH & Co. KG, Tysklands eller vore partners ejendom. I Tyskland og i flere andre lande er det muligt at retsforfølge overtrædelse af ophavsretten, varemærkeret og anden ejendomsret efter straffe- og civilretlig lovgivning. Hvis du skulle have brug for at anvende, kopiere, genskabe, på nogen måde ændre, oversætte eller til tredjepart videregive specifikke dele af indholdet eller hele sider, kræves vores samtykke, som kun kan gives skriftligt og på forhånd. Vi beder dig derfor venligst om at bede om vores samtykke på forhånd. Ellers forbeholder vi os retten til at sætte juridiske foranstaltninger i værk.



VENLIGST VÆR OPMÆRKSOM PÅ FØLGENDE

Produktionstekniske ændringer og målafvigelse kan forekomme. Enkelte produkter kan afvige fra viste billeder. Q-railing er ikke ansvarlige for eventuelle trykfejl. Q-railing kan ikke stilles til ansvar af juridiske årsager, medmindre det er et juridisk tvunget ansvar. Enhver kompensation begrænses herved til produktets værdi af ordren – ingen anden kompensation vil blive tilbudt. Bemærk venligst at lovbestemte begrænsninger kan variere fra land til land. Q-railing kan ikke stilles til ansvar for betingelser og forskrifter, som kan gælde for forskellige fabrikationer.

Vores generelle vilkår gælder.





THE PREMIUM BRAND IN RAILING SYSTEMS

Q-railing Scandinavia
Murervangen 2
2600 Glostrup
Danmark

T. +45 44 44 37 70
sales.dk@q-railing.com

Q-RAILING CATALOGUE 2023, DK • LANGUAGE DK • NO CURRENCY